



US00D554082S

(12) **United States Design Patent** (10) **Patent No.:** **US D554,082 S**
To (45) **Date of Patent:** **** Oct. 30, 2007**

(54) **HANDHELD TRANSMITTER**
 (75) Inventor: **Nguyen Vinh To**, Oceanside, CA (US)
 (73) Assignee: **DEI Headquarters, Inc.**, Vista, CA (US)
 (**) Term: **14 Years**
 (21) Appl. No.: **29/266,804**
 (22) Filed: **Sep. 28, 2006**

D496,913 S * 10/2004 To D13/168
 D507,781 S * 7/2005 To D13/168
 D538,236 S * 3/2007 Ombe et al. D13/168
 2006/0061483 A1 * 3/2006 Smith et al. 340/825.72
 2006/0139155 A1 * 6/2006 Kim 340/426.18
 2007/0040650 A1 * 2/2007 Handley et al. 340/5.64
 2007/0080780 A1 * 4/2007 Shen 340/5.61

* cited by examiner

Primary Examiner—Selina Sikder
 (74) *Attorney, Agent, or Firm*—Erik M. Vieira

(51) **LOC (8) Cl.** **13-03**
 (52) **U.S. Cl.** **D13/168**
 (58) **Field of Classification Search** D13/168;
 D10/104, 106; D3/207, 208; 340/426.1,
 340/426.18, 426.36, 5.23, 5.25, 5.61, 5.62,
 340/5.64, 5.72, 825.69, 825.72; 701/2
 See application file for complete search history.

(57) **CLAIM**

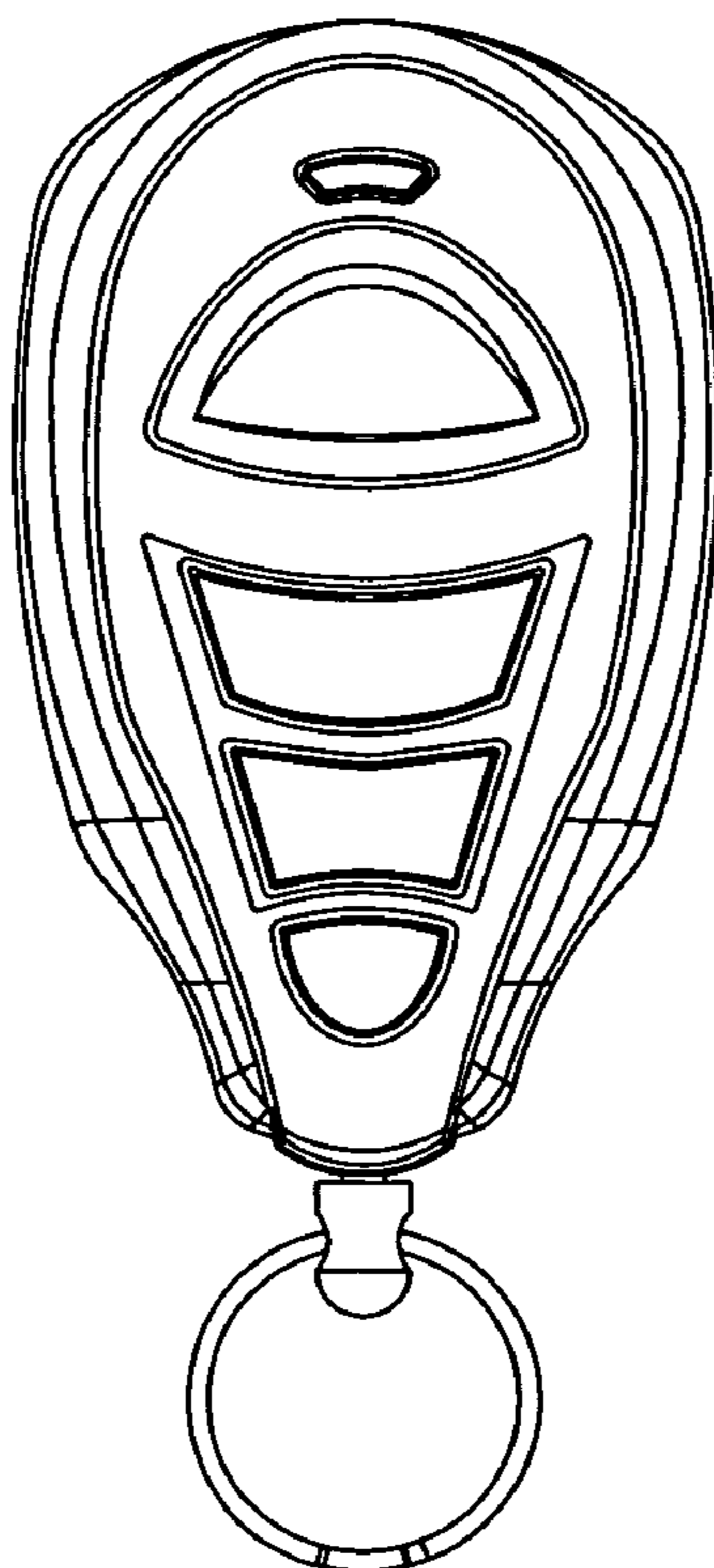
The ornamental design for a handheld transmitter, as shown and described.

DESCRIPTION

FIG. 1 is a front elevational view of the handheld transmitter showing my new design;
 FIG. 2 is a left side elevational view of the handheld transmitter;
 FIG. 3 is a right side elevational view of the handheld transmitter;
 FIG. 4 is a rear elevational view of the handheld transmitter;
 FIG. 5 is a top plan view of the handheld transmitter; and,
 FIG. 6 is a bottom plan view of the handheld transmitter.

(56) **References Cited**
 U.S. PATENT DOCUMENTS
 5,479,148 A * 12/1995 Umemoto 340/426.36
 D398,588 S * 9/1998 Pinardi et al. D13/168
 5,940,007 A * 8/1999 Brinkmeyer et al. ... 340/825.69
 6,243,022 B1 * 6/2001 Furukawa 340/825.72
 D469,708 S * 2/2003 To et al. D10/104
 D496,001 S * 9/2004 To D13/168
 D496,911 S * 10/2004 To D13/168
 D496,912 S * 10/2004 To D13/168

1 Claim, 1 Drawing Sheet



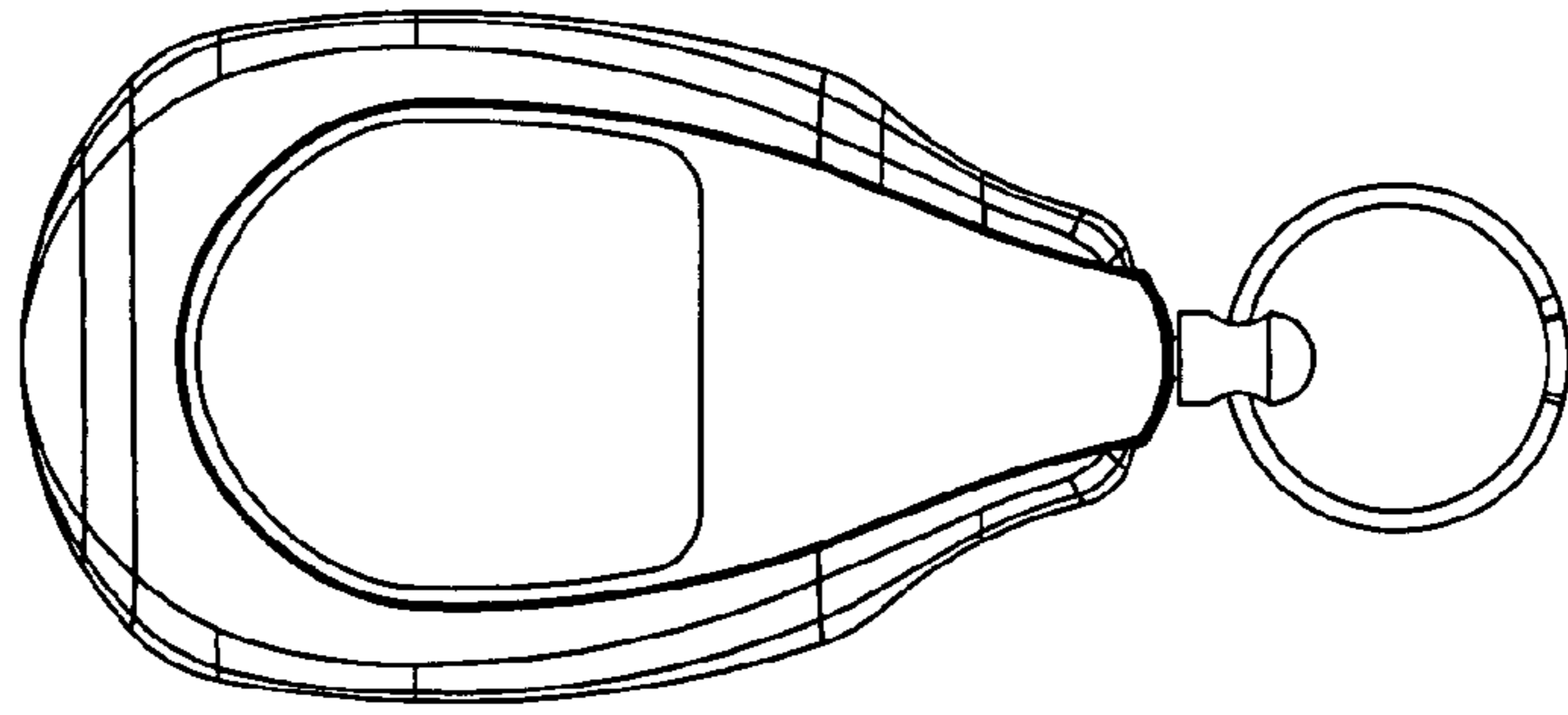


FIG. 4

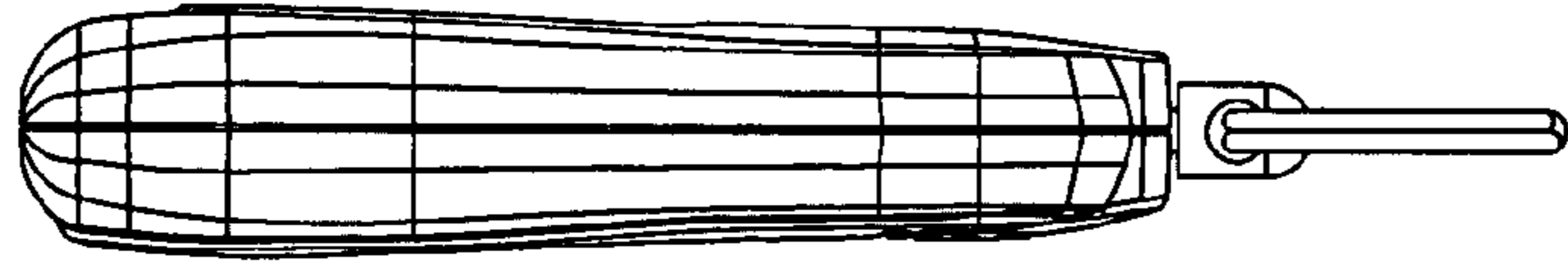


FIG. 3




FIG. 5

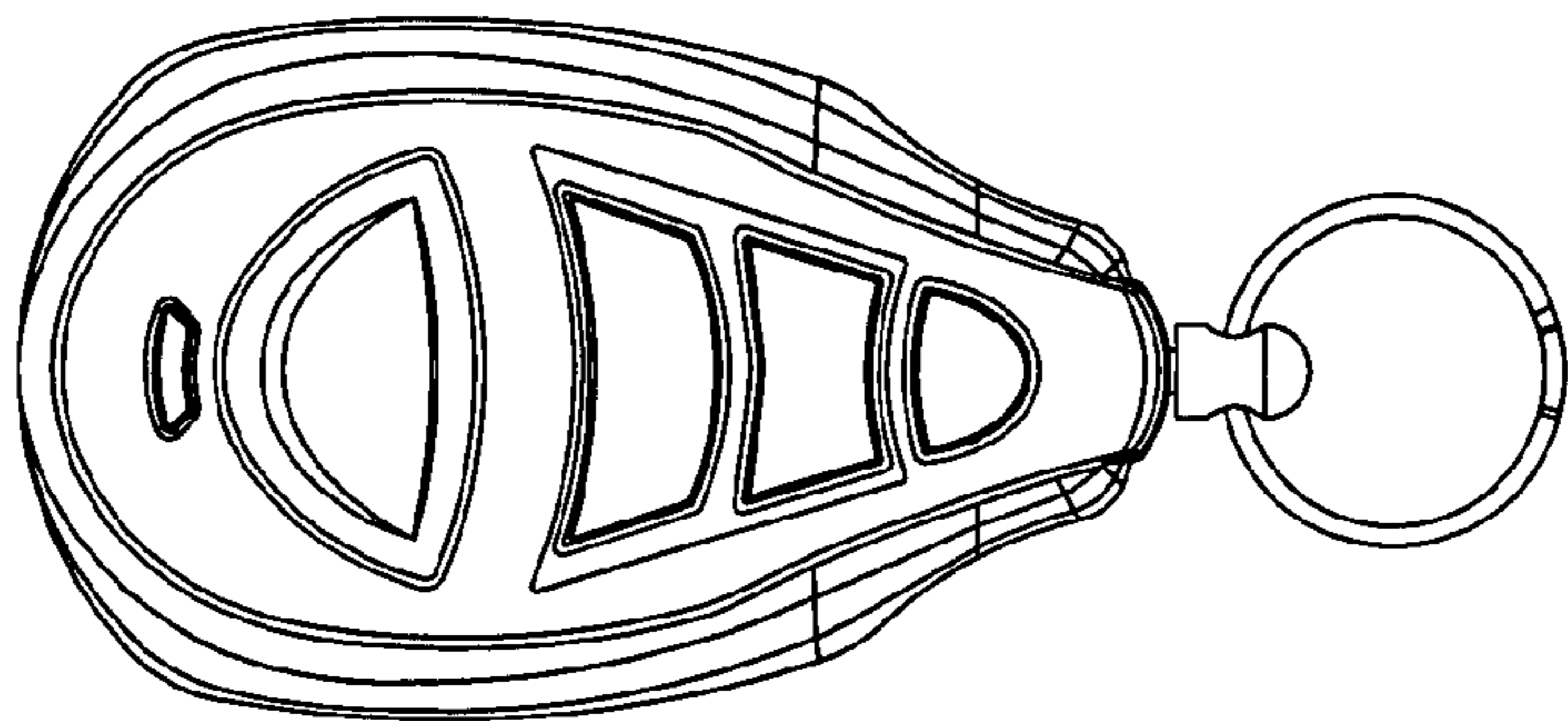


FIG. 1

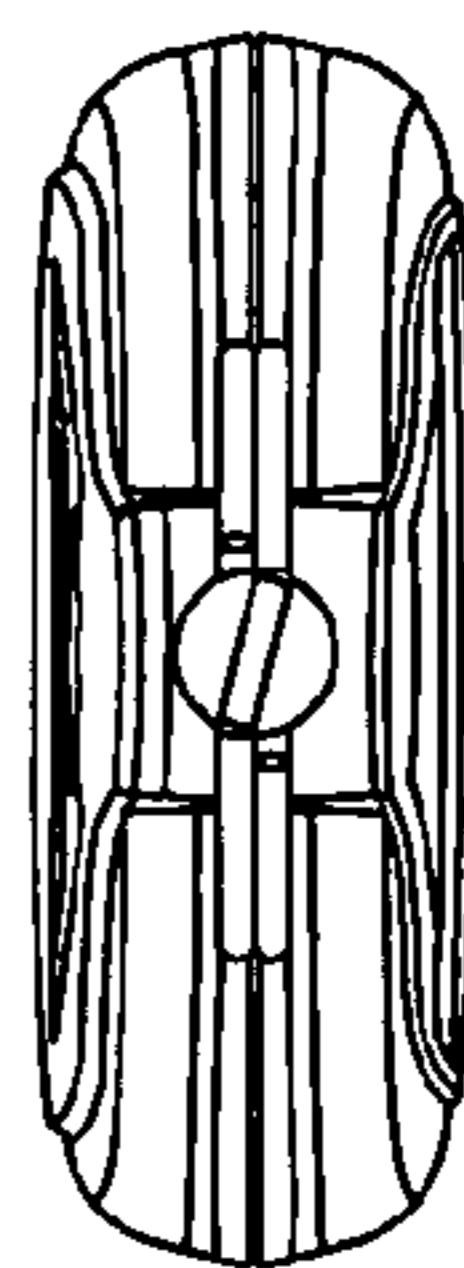


FIG. 6

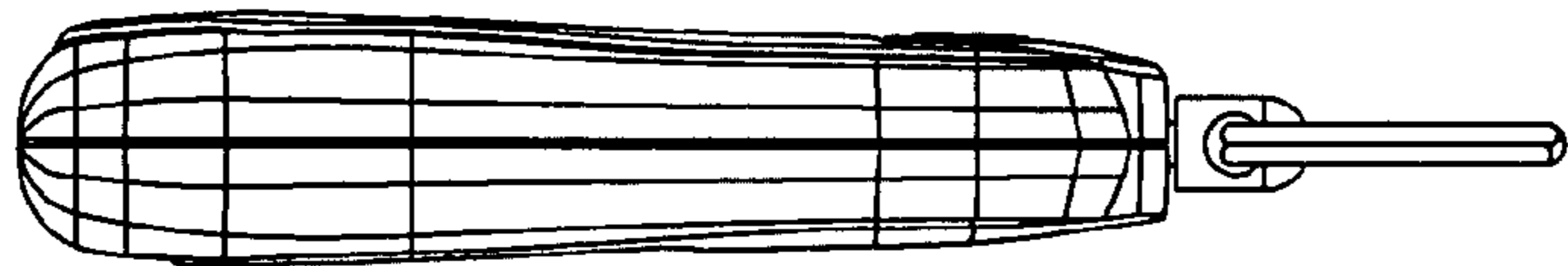


FIG. 2