



US00D554072S

(12) **United States Design Patent** (10) **Patent No.:** **US D554,072 S**  
**Mayo et al.** (45) **Date of Patent:** **\*\* Oct. 30, 2007**

(54) **TABLETOP MASTER CONTROL** D488,134 S \* 4/2004 Pratt ..... D13/164  
D490,061 S 5/2004 Bennett et al.  
(75) Inventors: **Noel Mayo**, Philadelphia, PA (US); D509,805 S 9/2005 Spira  
**Elliot G. Jacoby**, Glenside, PA (US); D510,073 S 9/2005 Jacoby et al.  
**Jon M. Keagy**, Perkasie, PA (US) D515,512 S \* 2/2006 Butler et al. .... D13/164  
D516,041 S 2/2006 Hobart et al.  
(73) Assignee: **Lutron Electronics Co., Inc.**, D517,021 S \* 3/2006 Butler et al. .... D13/164  
Coopersburg, PA (US) D529,871 S \* 10/2006 Butler et al. .... D13/164  
2005/0001557 A1 \* 1/2005 Walko et al. .... 315/149

(\*\*) Term: **14 Years**

**OTHER PUBLICATIONS**

(21) Appl. No.: **29/265,977**

U.S. Appl. No. 29/229,830, filed May 12, 2005, Jacoby et al.

(22) Filed: **Sep. 12, 2006**

\* cited by examiner

(51) **LOC (8) Cl.** ..... **13-03**

*Primary Examiner*—Selina Sikder

(52) **U.S. Cl.** ..... **D13/164**

*Assistant Examiner*—Thomas J Johannes

(58) **Field of Classification Search** ..... D13/169,  
D13/125, 158, 162, 163, 164, 177, 184; 315/149,  
315/294, 295, 316; 165/11.1; 200/308,  
200/520, 5 A, 5 R; 307/115; 370/226; D10/106,  
D10/50, 70; D14/257, 339, 433; D18/7;  
D23/309; D8/353

(74) *Attorney, Agent, or Firm*—Mark E. Rose

See application file for complete search history.

(57) **CLAIM**

We claim the ornamental design for a tabletop master control, as shown and described.

(56) **References Cited**

**DESCRIPTION**

**U.S. PATENT DOCUMENTS**

FIG. 1 is a perspective view of a tabletop master control according to a first embodiment of our new design.

- D323,488 S \* 1/1992 Darnell et al. .... D13/162
- D385,853 S \* 11/1997 Dow et al. .... D13/163
- D389,461 S 1/1998 Mayo et al.
- D389,805 S 1/1998 Mayo et al.
- D395,037 S 6/1998 Mayo et al.
- D404,013 S 1/1999 Mayo et al.
- D412,492 S \* 8/1999 Gatchell et al. .... D13/164
- D421,246 S 2/2000 Mayo et al.
- D422,969 S 4/2000 Mayo et al.
- D428,855 S 8/2000 Mayo et al.
- D435,023 S \* 12/2000 Carson et al. .... D13/177
- D436,579 S 1/2001 Mayo et al.
- D440,207 S \* 4/2001 Carson et al. .... D13/162
- D441,723 S 5/2001 Mayo et al.
- D453,742 S 2/2002 Butler et al.
- D456,783 S 5/2002 Mayo et al.
- D461,782 S 8/2002 Butler et al.
- D465,460 S 11/2002 Mayo et al.

FIG. 2 is a front view thereof.

FIG. 3 is a left side view thereof.

FIG. 4 is a right side view thereof.

FIG. 5 is a top view thereof.

FIG. 6 is a bottom view thereof.

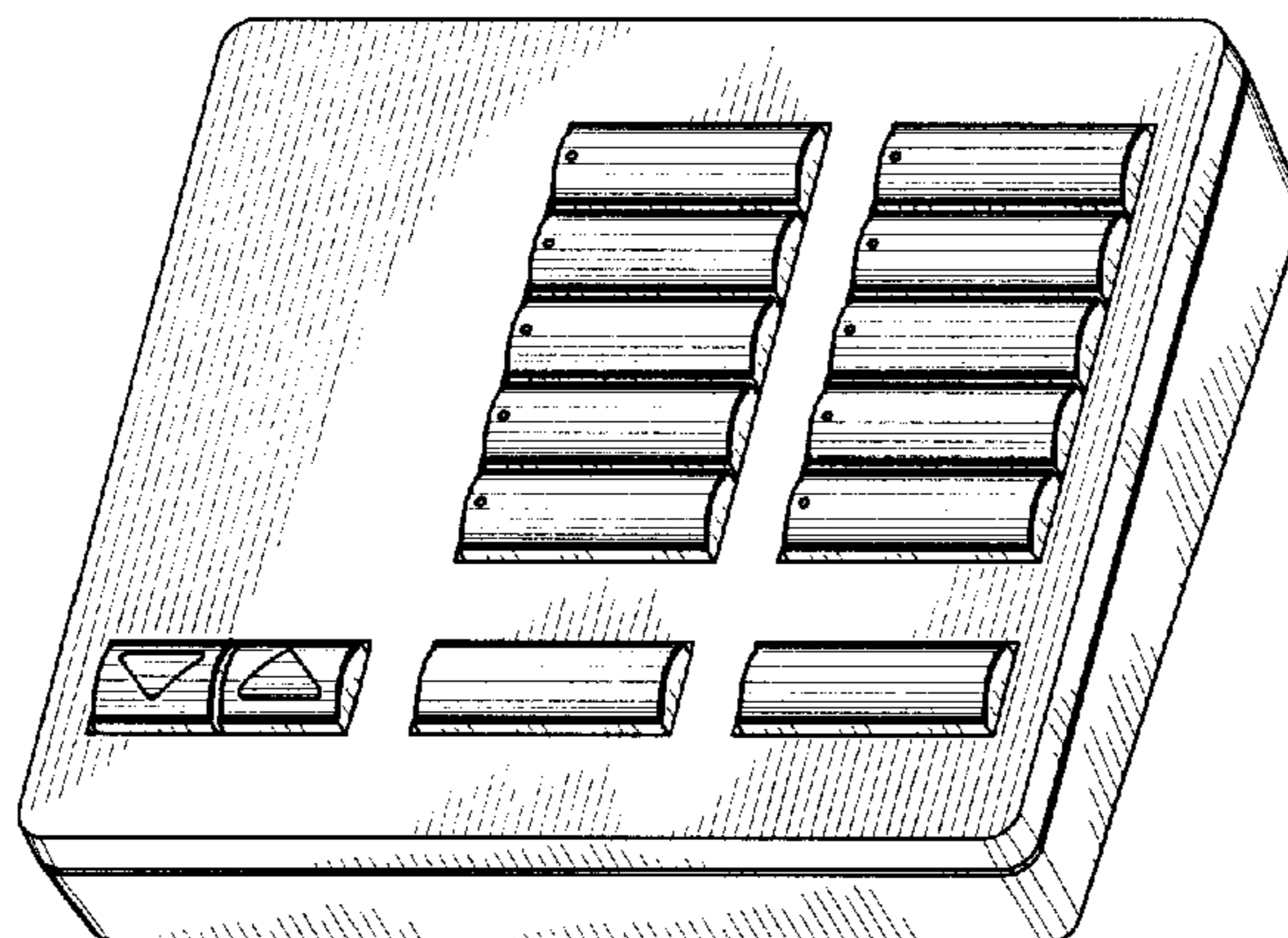
FIG. 7 is a perspective view of a tabletop master control according to a second embodiment of our new design.

FIG. 8 is a front view thereof; and,

FIG. 9 is a bottom view thereof, the left side, right side, and top views, respectively, of the second embodiment being identical to the left side, right side, and top views of the first embodiment.

The rear views form no part of the design and are omitted.

**1 Claim, 7 Drawing Sheets**



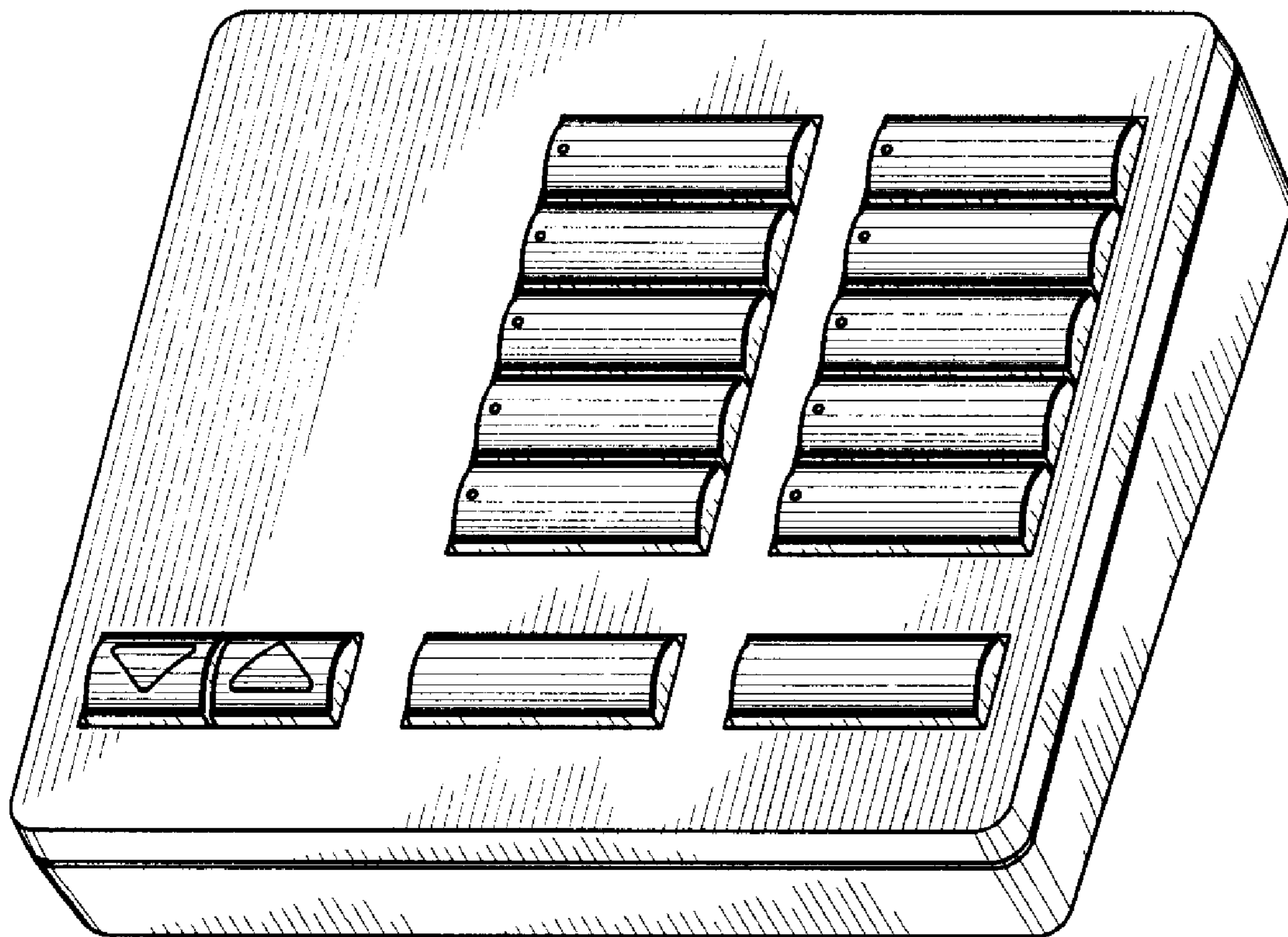


Fig. 1

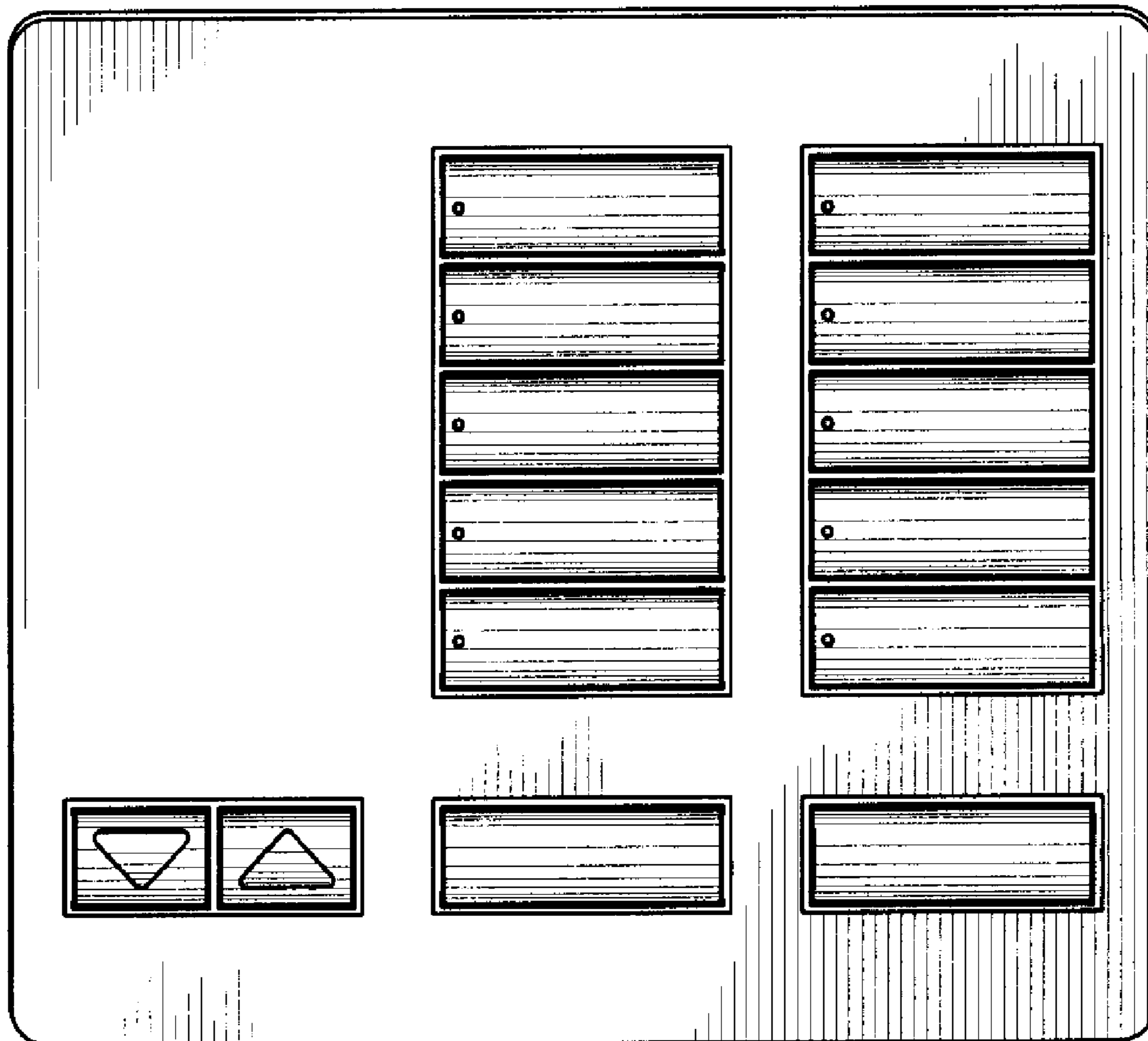


Fig. 2

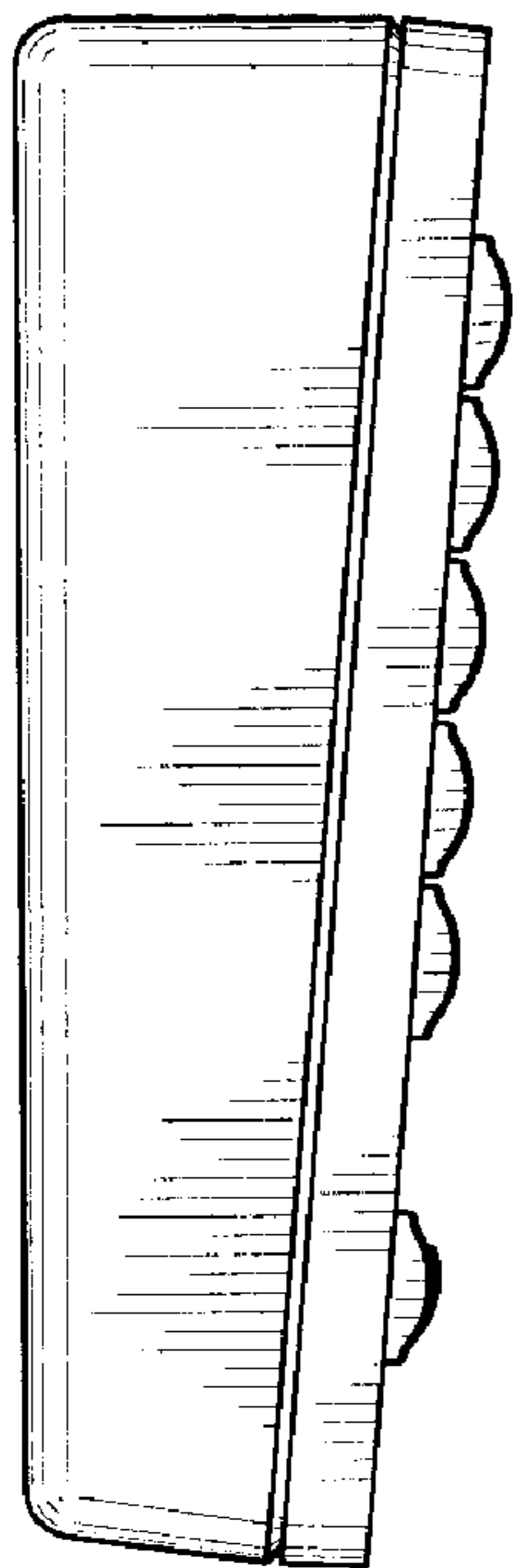


Fig. 3

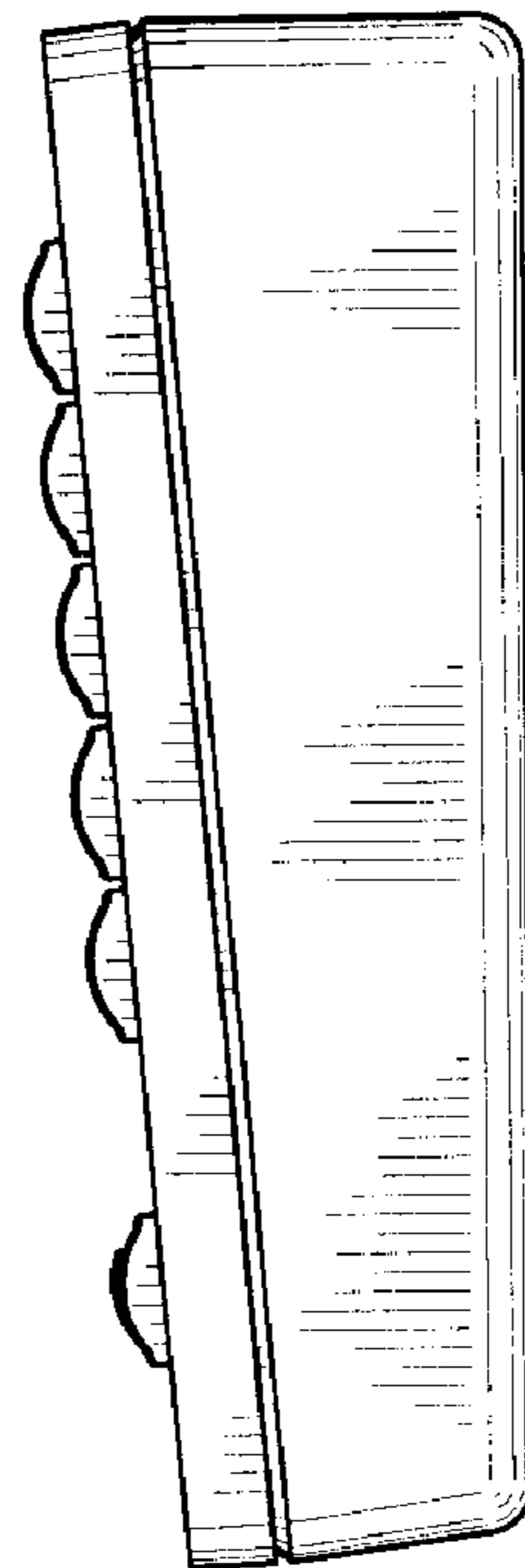


Fig. 4




Fig. 5

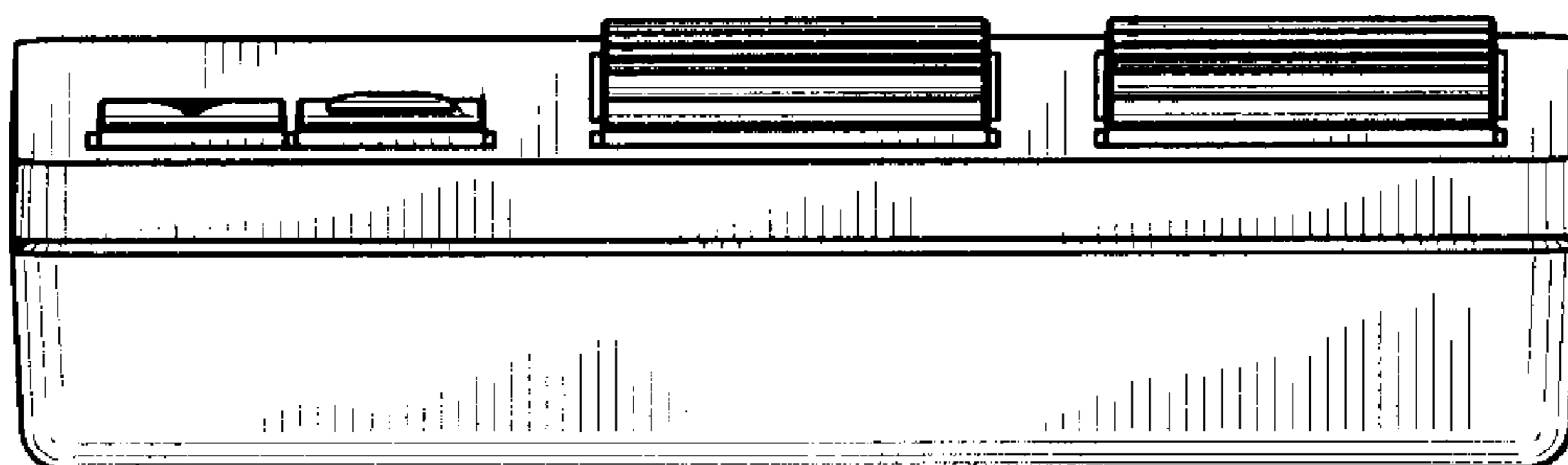


Fig. 6



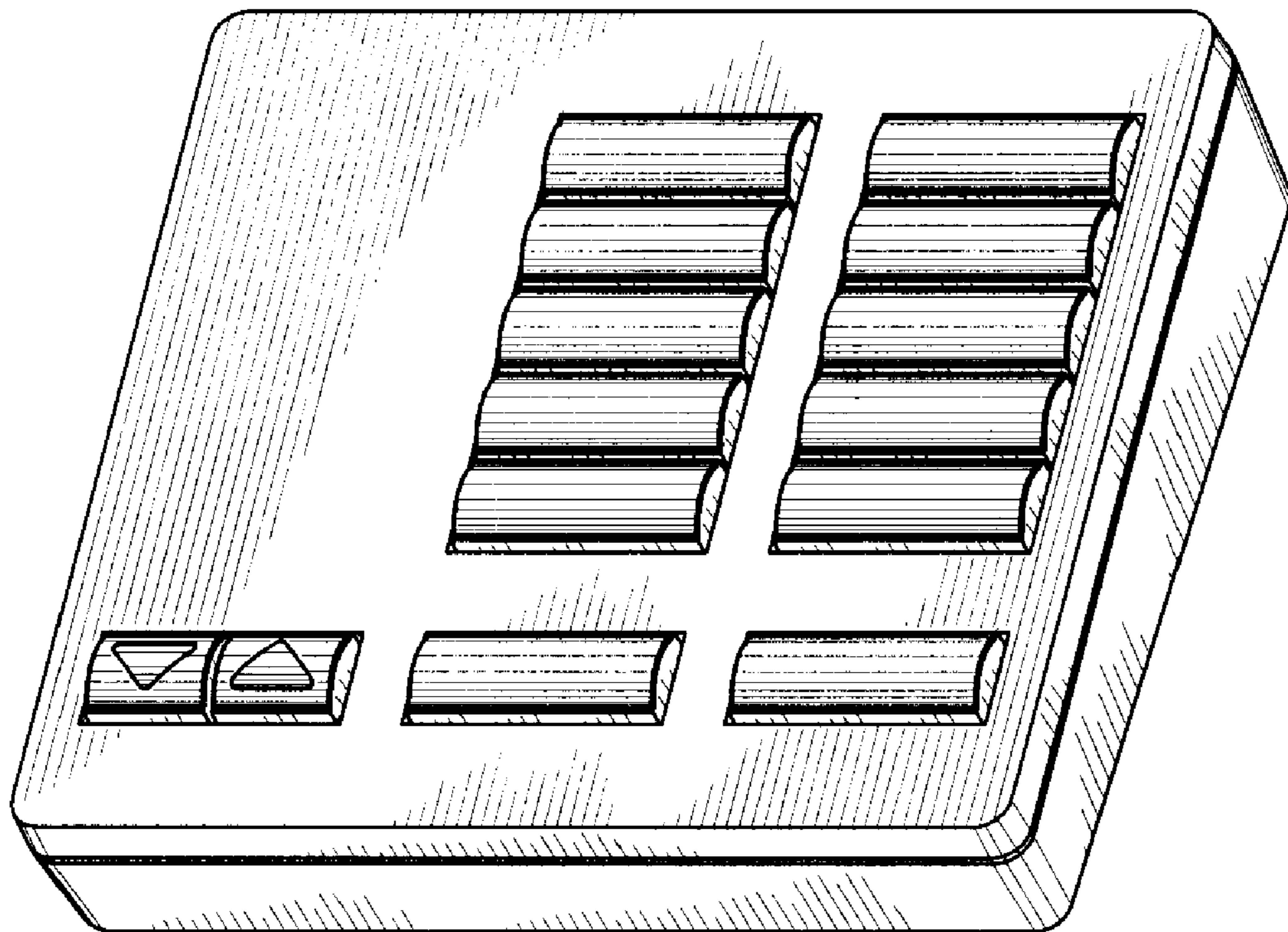


Fig. 7

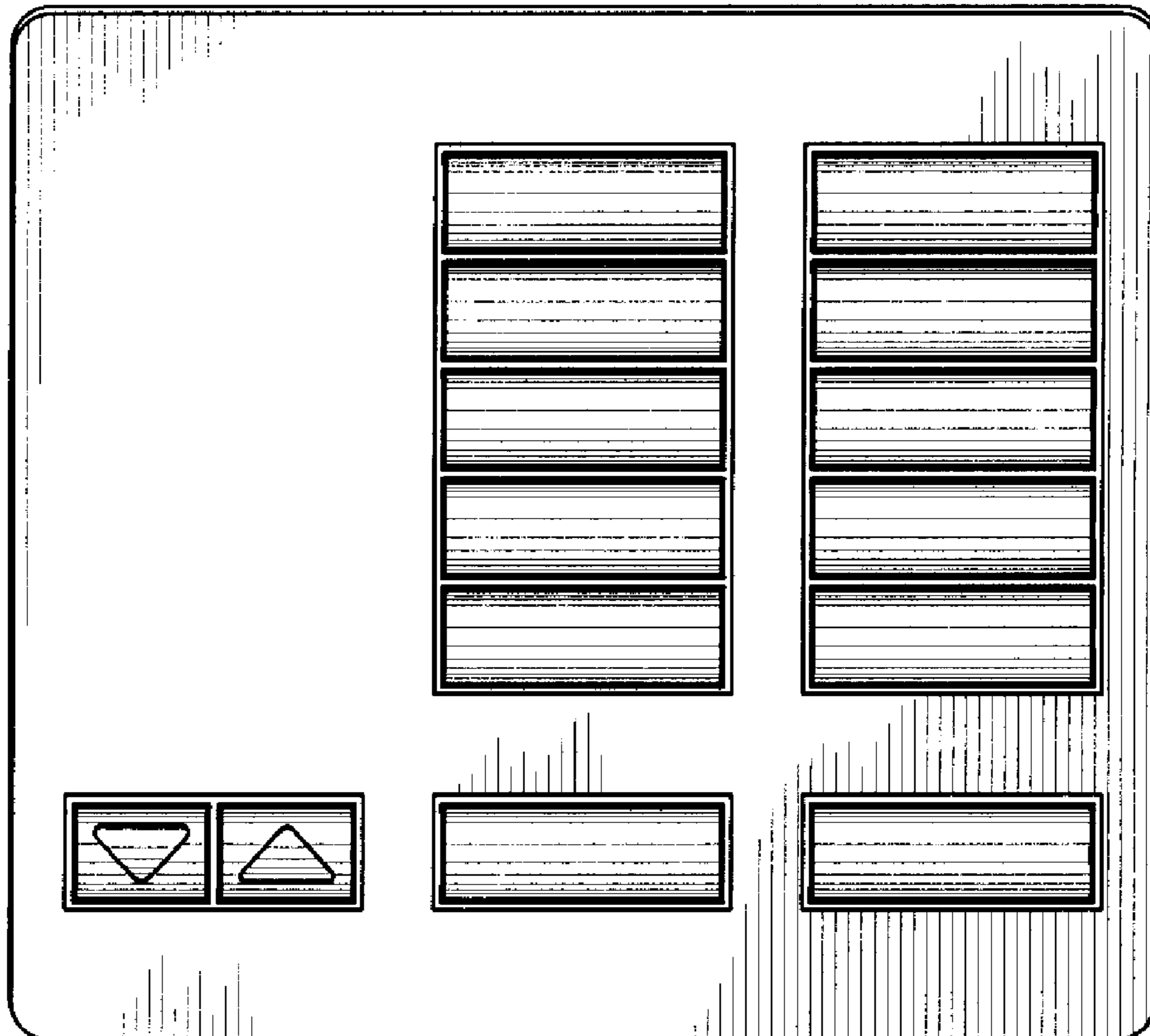


Fig. 8




Fig. 9