



US00D554071S

(12) **United States Design Patent**
Mayo et al.

(10) **Patent No.:** **US D554,071 S**
(45) **Date of Patent:** **** Oct. 30, 2007**

(54) **TABLETOP MASTER CONTROL**
(75) Inventors: **Noel Mayo**, Philadelphia, PA (US);
Elliot G. Jacoby, Glenside, PA (US);
Jon M. Keagy, Perkasie, PA (US)

(73) Assignee: **Lutron Electronics Co., Inc.**,
Coopersburg, PA (US)

(**) Term: **14 Years**

(21) Appl. No.: **29/265,976**

(22) Filed: **Sep. 12, 2006**

(51) **LOC (8) Cl.** **13-03**

(52) **U.S. Cl.** **D13/164**

(58) **Field of Classification Search** D13/169,
D13/125, 158, 162, 163, 164, 177, 184; 315/149,
315/294, 295, 316; 165/11.1; 200/308,
200/520, 5 A, 5 R; 307/115; 370/226; D10/106,
D10/50, 70; D14/257, 339, 433; D18/7;
D23/309; D8/353

See application file for complete search history.

(56) **References Cited**

U.S. PATENT DOCUMENTS

D323,488 S *	1/1992	Darnell et al.	D13/162
D385,853 S *	11/1997	Dow et al.	D13/163
D389,461 S	1/1998	Mayo et al.	
D389,805 S	1/1998	Mayo et al.	
D395,037 S	6/1998	Mayo et al.	
D404,013 S	1/1999	Mayo et al.	
D412,492 S *	8/1999	Gatchell et al.	D13/164
D421,246 S	2/2000	Mayo et al.	
D422,969 S *	4/2000	Mayo et al.	D13/164
D428,855 S *	8/2000	Mayo et al.	D13/164
D435,023 S *	12/2000	Carson et al.	D13/177
D436,579 S *	1/2001	Mayo et al.	D13/162
D440,207 S *	4/2001	Carson et al.	D13/162
D441,723 S	5/2001	Mayo et al.	
D453,742 S	2/2002	Butler et al.	
D456,783 S	5/2002	Mayo et al.	
D461,782 S	8/2002	Butler et al.	
D465,460 S	11/2002	Mayo et al.	

D488,134 S *	4/2004	Pratt	D13/164
D490,061 S	5/2004	Bennett et al.	
D509,805 S	9/2005	Spira	
D510,073 S	9/2005	Jacoby et al.	
D515,512 S *	2/2006	Butler et al.	D13/164
D516,041 S	2/2006	Hobart et al.	
D517,021 S *	3/2006	Butler et al.	D13/164
D529,871 S *	10/2006	Butler et al.	D13/164
2005/0001557 A1 *	1/2005	Walko et al.	315/149

OTHER PUBLICATIONS

U.S. Appl. No. 29/229,830, filed May 12, 2005, Jacoby et al.

* cited by examiner

Primary Examiner—Selina Sikder

Assistant Examiner—Thomas J Johannes

(74) *Attorney, Agent, or Firm*—Mark E. Rose

(57) **CLAIM**

We claim the ornamental design for a tabletop master control, as shown and described.

DESCRIPTION

FIG. 1 is a perspective view of a tabletop master control according to a first embodiment of our new design.

FIG. 2 is a front view thereof.

FIG. 3 is a left side view thereof.

FIG. 4 is a right side view thereof.

FIG. 5 is a top view thereof.

FIG. 6 is a bottom view thereof.

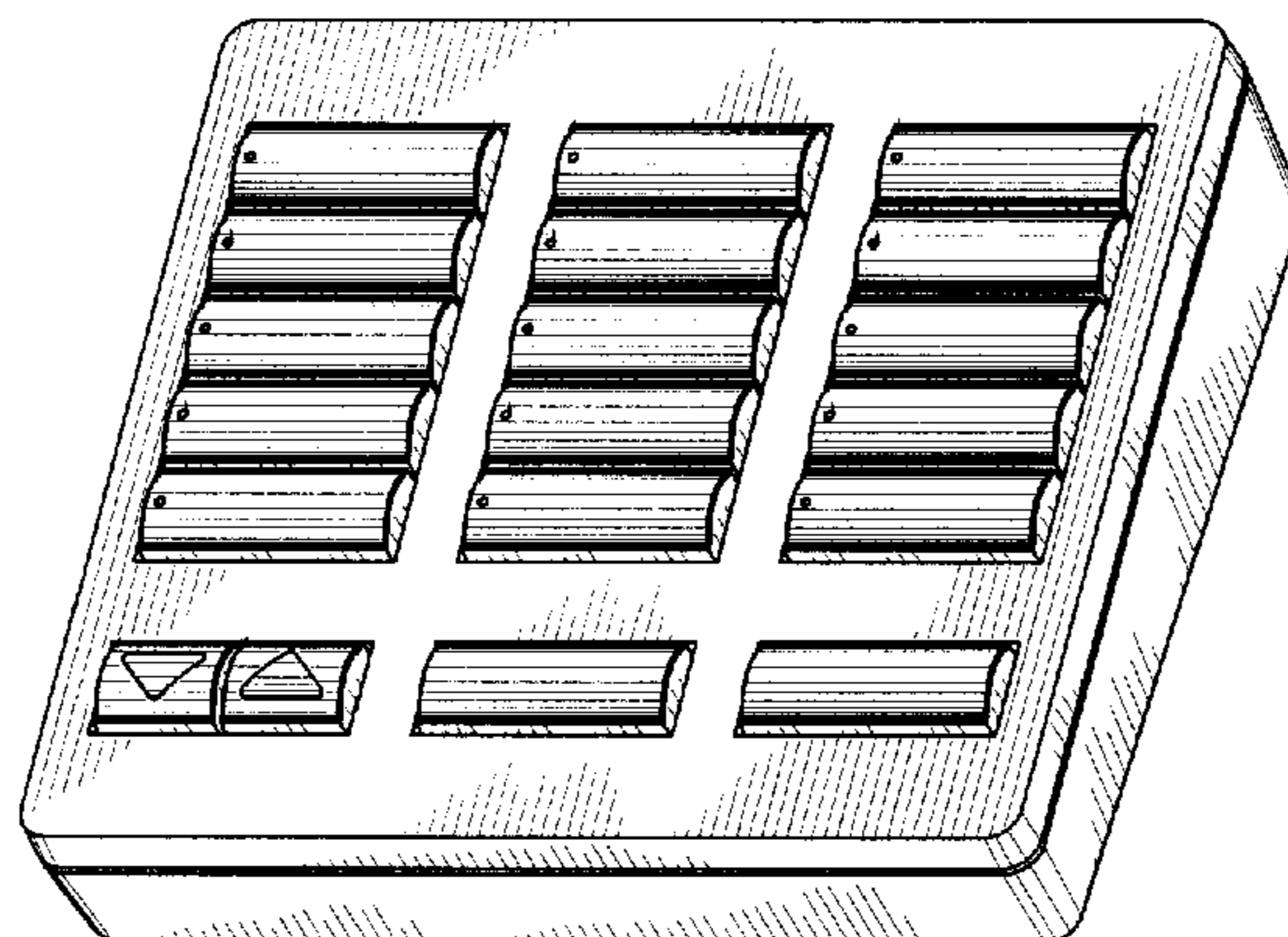
FIG. 7 is a perspective view of a tabletop master control according to a second embodiment of our new design.

FIG. 8 is a front view thereof; and,

FIG. 9 is a bottom view thereof, the left side, right side, and top views, respectively, of the second embodiment being identical to the left side, right side, and top views of the first embodiment.

The rear views form no part of the design and are omitted.

1 Claim, 7 Drawing Sheets



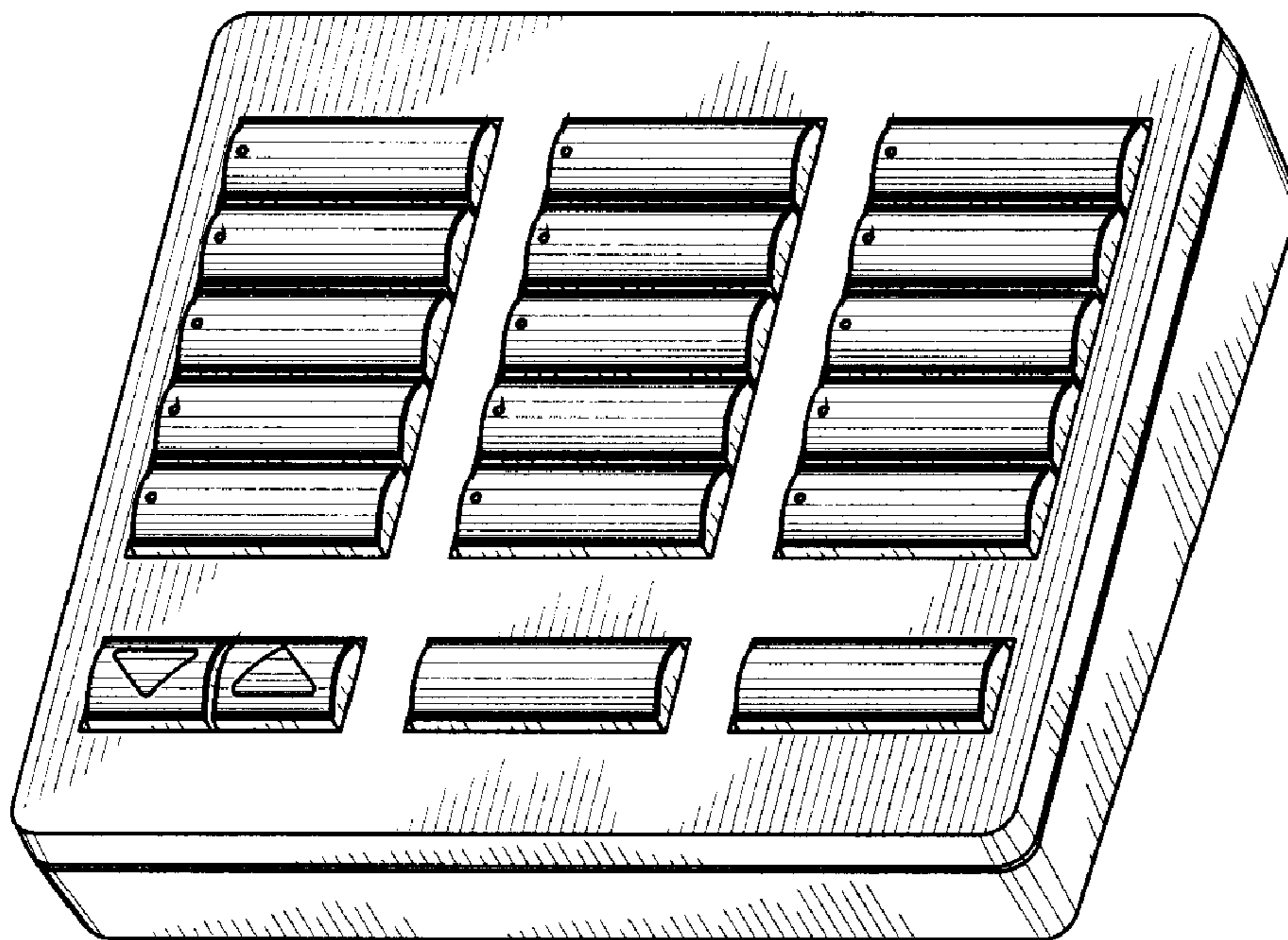


Fig. 1

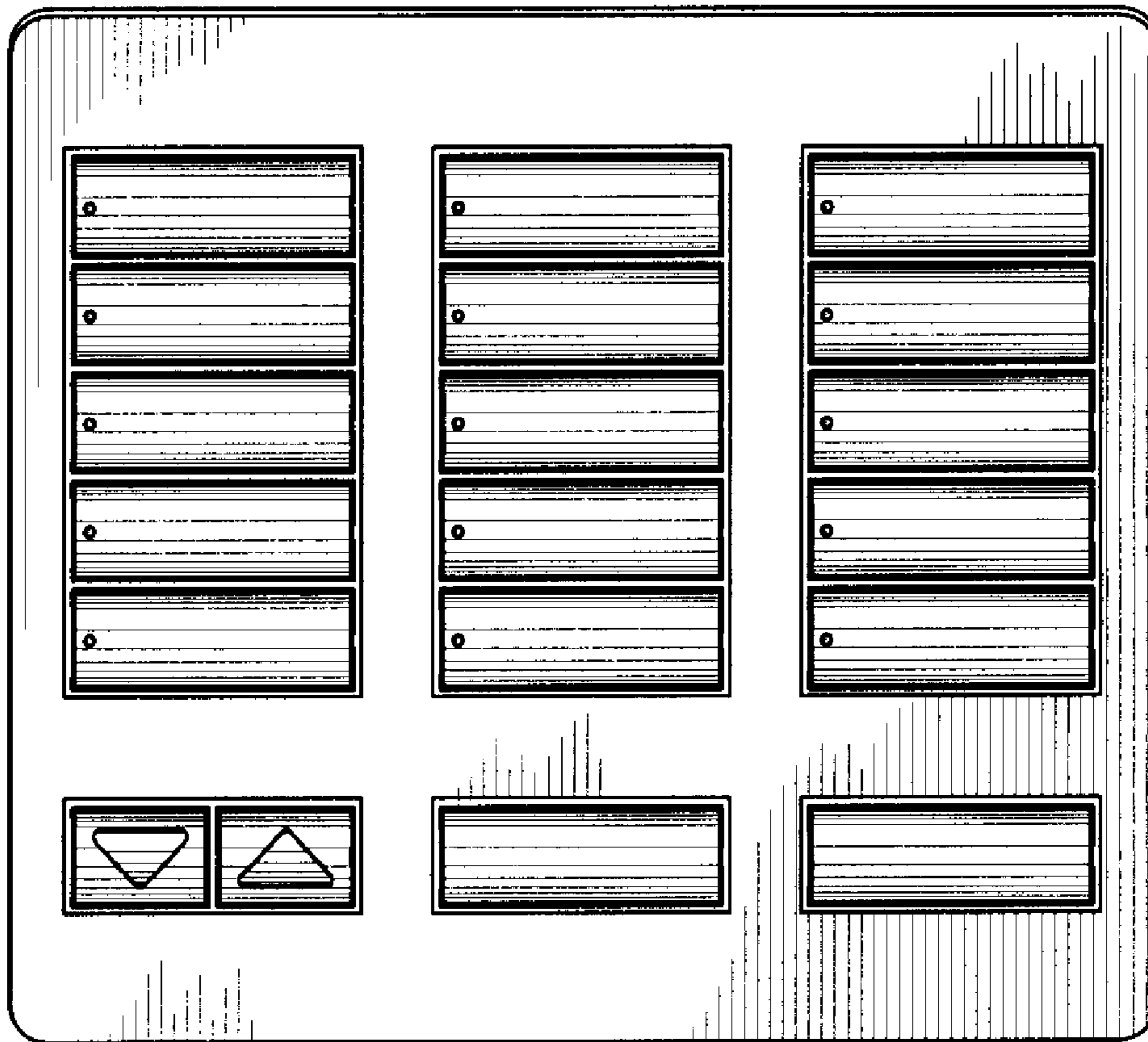


Fig. 2

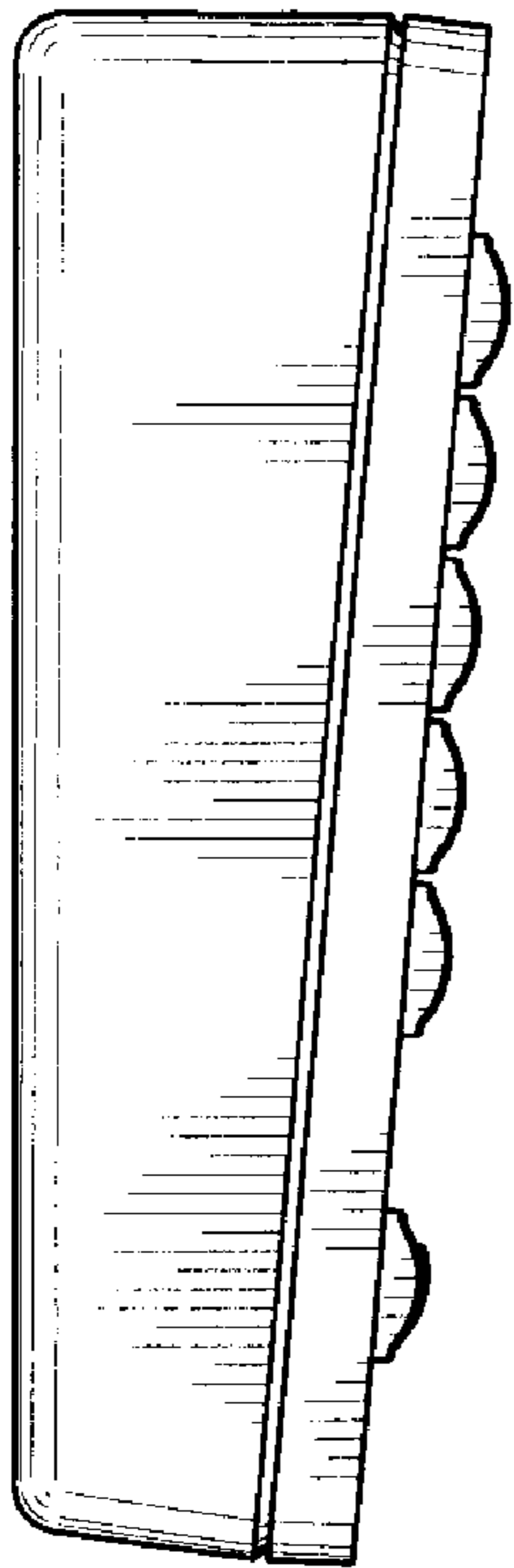


Fig. 3

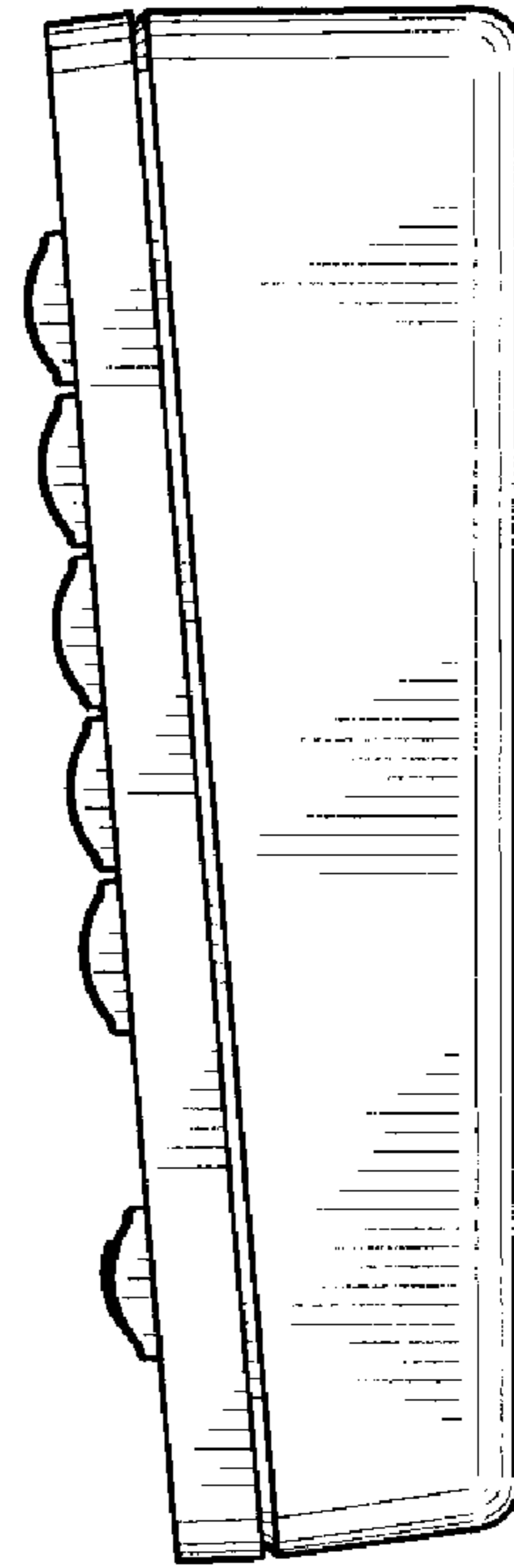


Fig. 4




Fig. 5

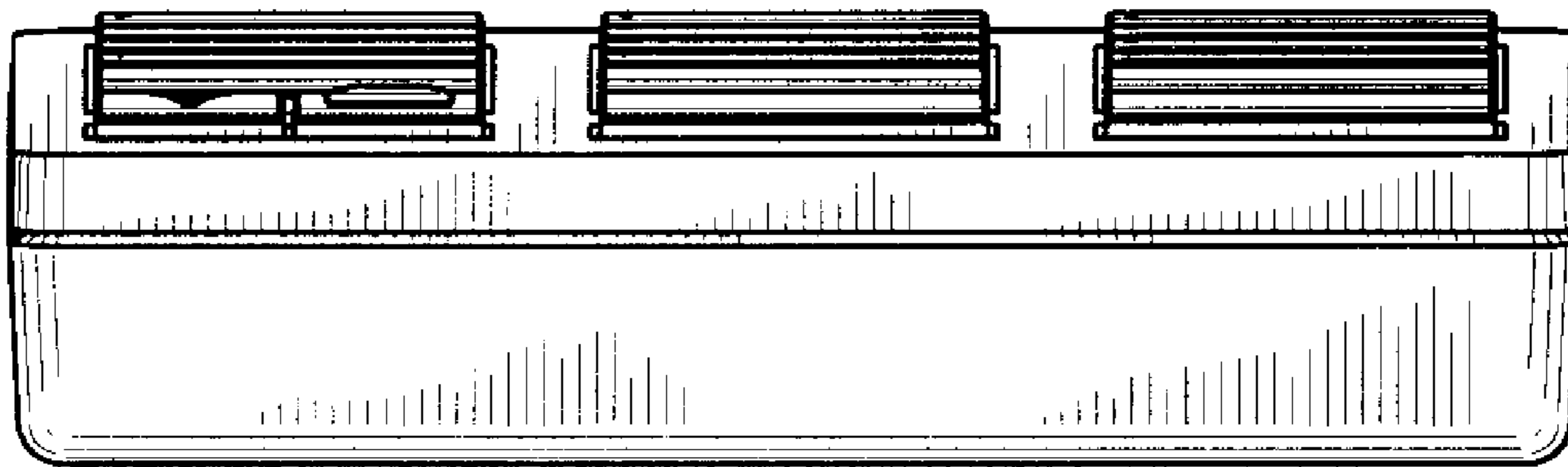


Fig. 6




Fig. 7

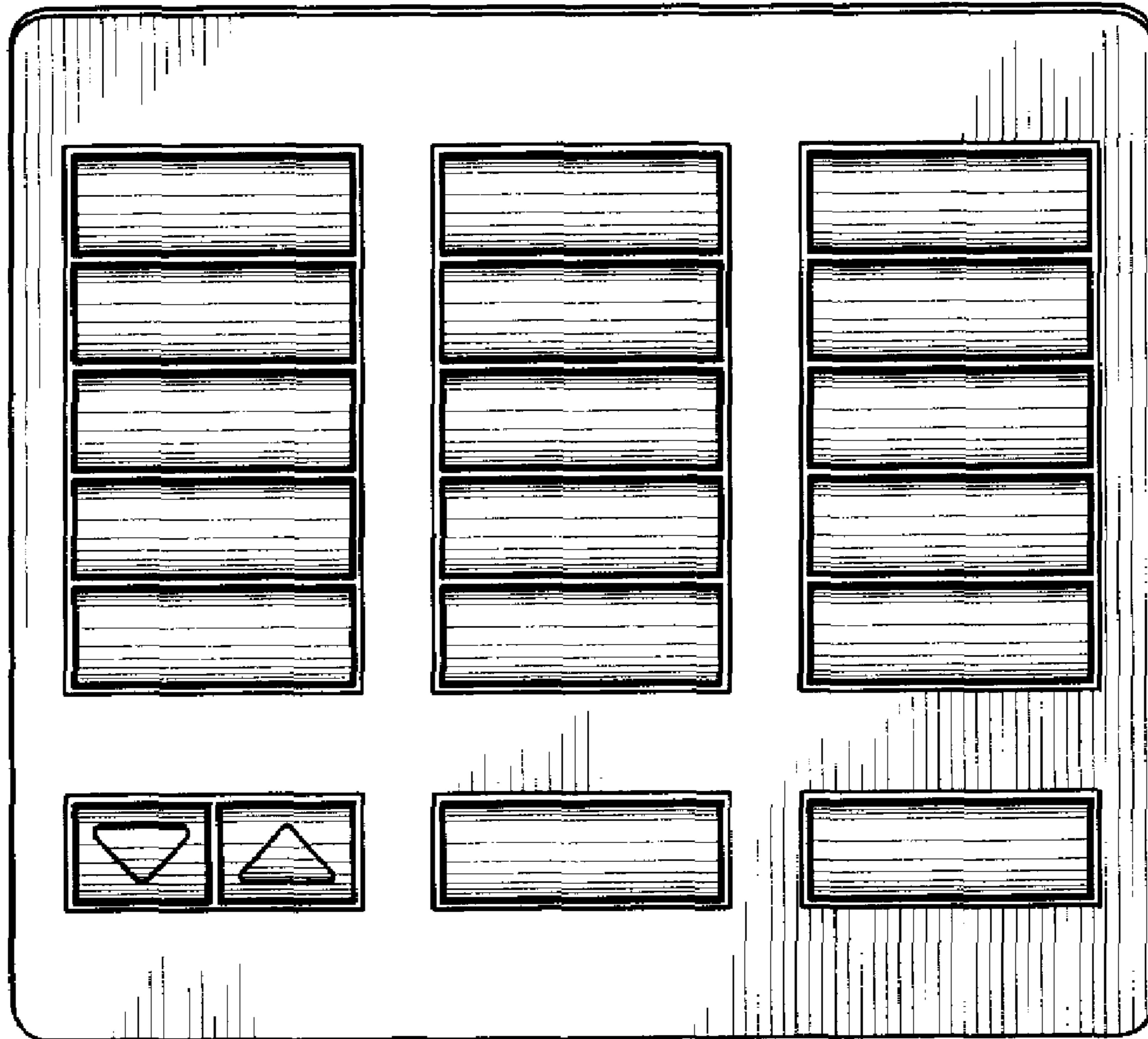


Fig. 8




Fig. 9