



US00D554049S

(12) **United States Design Patent**
Toyozawa

(10) **Patent No.:** **US D554,049 S**

(45) **Date of Patent:** **** Oct. 30, 2007**

(54) **TIRE FOR MOTORCYCLE**

(75) Inventor: **Yumiko Toyozawa**, Hyogo (JP)

(73) Assignee: **The Goodyear Tire & Rubber Company**, Akron, OH (US)

(**) Term: **14 Years**

(21) Appl. No.: **29/267,044**

(22) Filed: **Oct. 4, 2006**

(30) **Foreign Application Priority Data**

May 10, 2006 (JP) 2006-011832

(51) **LOC (8) Cl.** **12-15**

(52) **U.S. Cl.** **D12/535**

(58) **Field of Classification Search** D12/534,
D12/535, 563, 569, 570, 599; 152/209.1,
152/209.11, 209.12, 209.9, 209.28

See application file for complete search history.

(56) **References Cited**

U.S. PATENT DOCUMENTS

D346,777 S	5/1994	Haas et al.	D12/151
D399,801 S	* 10/1998	Kronthaler	D12/535
D407,354 S	* 3/1999	Kronthaler	D12/535
D419,930 S	* 2/2000	Zoller et al.	D12/535
D466,473 S	* 12/2002	Steinbach	D12/535
D471,146 S	3/2003	Jackson	D12/535
D487,052 S	* 2/2004	Toyozawa et al.	D12/535
D490,358 S	5/2004	Taniguchi	D12/534

D490,770 S	6/2004	Isaka	D12/534
D505,109 S	5/2005	Cullinan et al.	D12/534
D505,912 S	* 6/2005	Matsushita	D12/535
D506,970 S	7/2005	Jackson et al.	D12/534
D531,569 S	* 11/2006	Steinbach	D12/535
D543,142 S	* 5/2007	Itoi	D12/535

* cited by examiner

Primary Examiner—Stacia Cadmus

(74) *Attorney, Agent, or Firm*—Richard B. O’Planick

(57) **CLAIM**

The ornamental design for a tire for motorcycle, as shown and described.

DESCRIPTION

FIG. 1 is a perspective view of a tire tread showing my new design, it being understood that the pattern repeats uniformly throughout the circumference of the tread;


FIG. 2 is a front elevational view thereof;

FIG. 3 is a right side elevational view thereof; the opposite side elevational view being identical thereto; and,

FIG. 4 is an enlarged fragmentary front elevational view thereof.

In the drawings, the broken lines defining the sidewall, inner bead and the peripheral boundary between the tire tread and the sidewall are for illustrative purposes only and form no part of the claimed design.

1 Claim, 4 Drawing Sheets



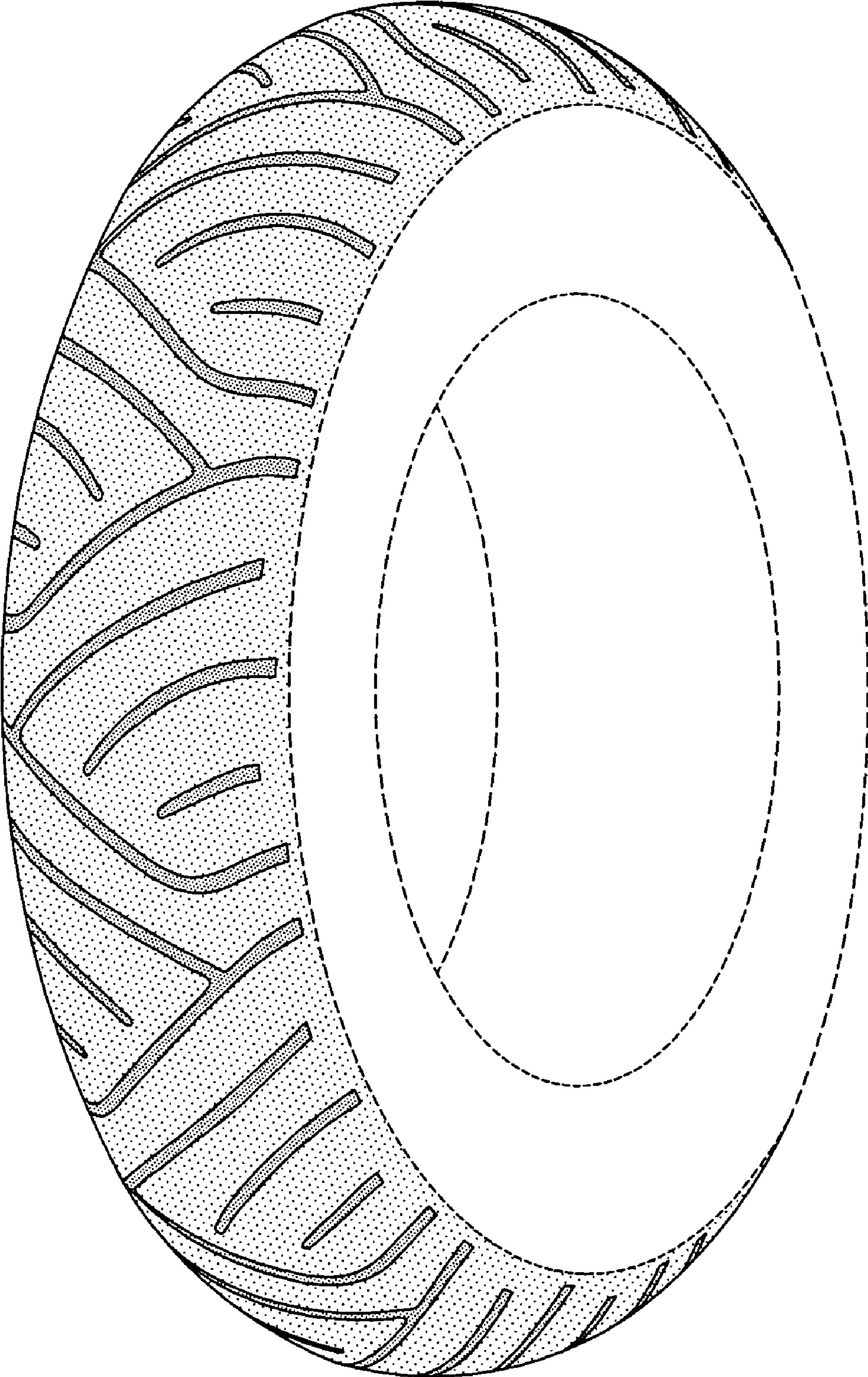


FIG-1

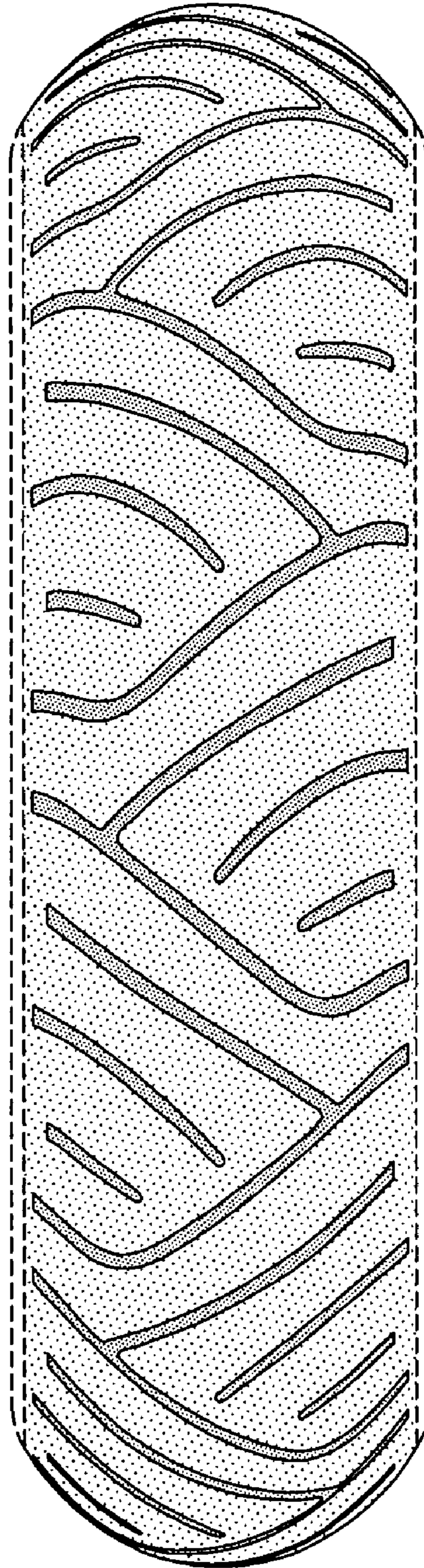


FIG-2

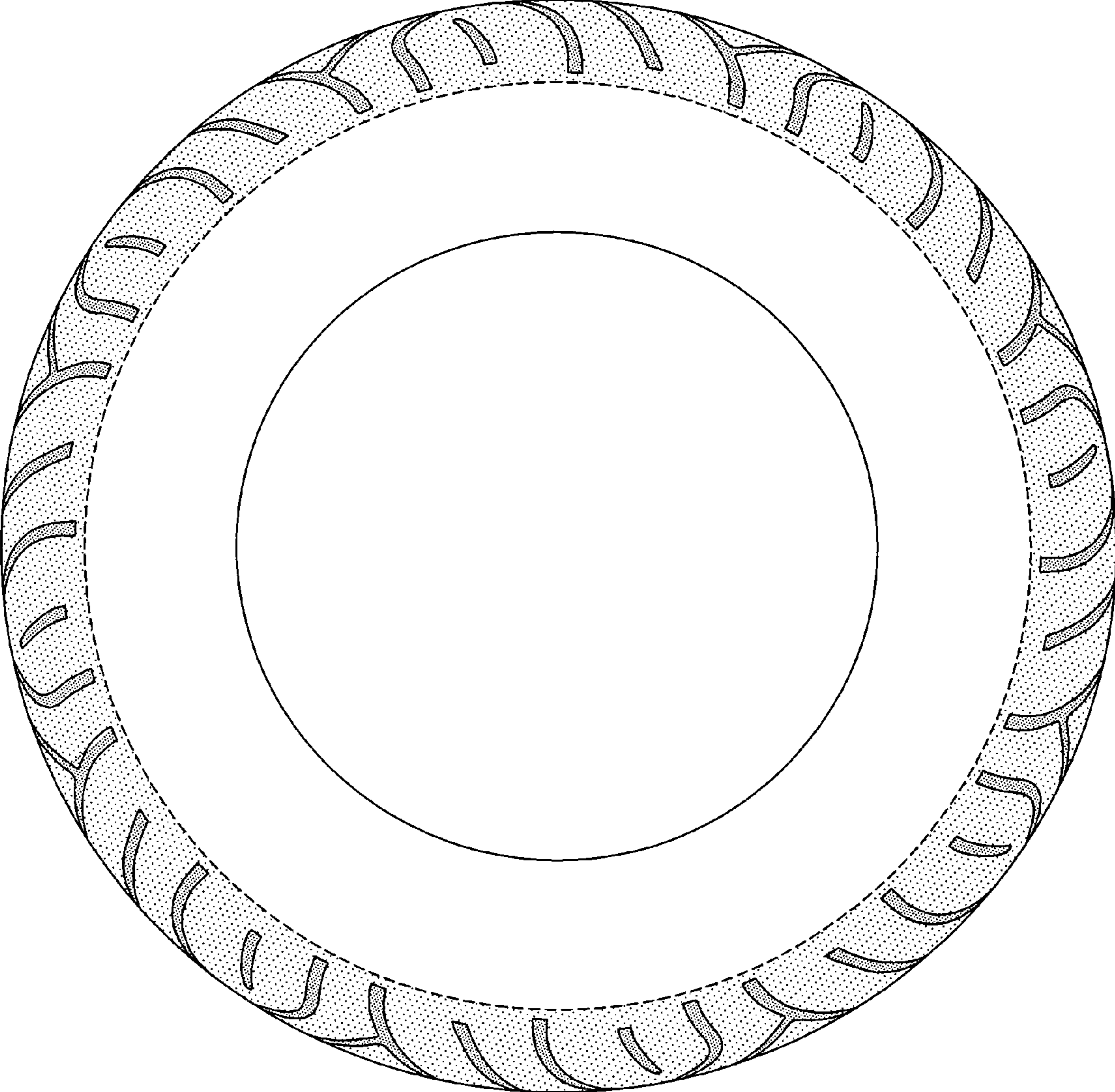


FIG-3

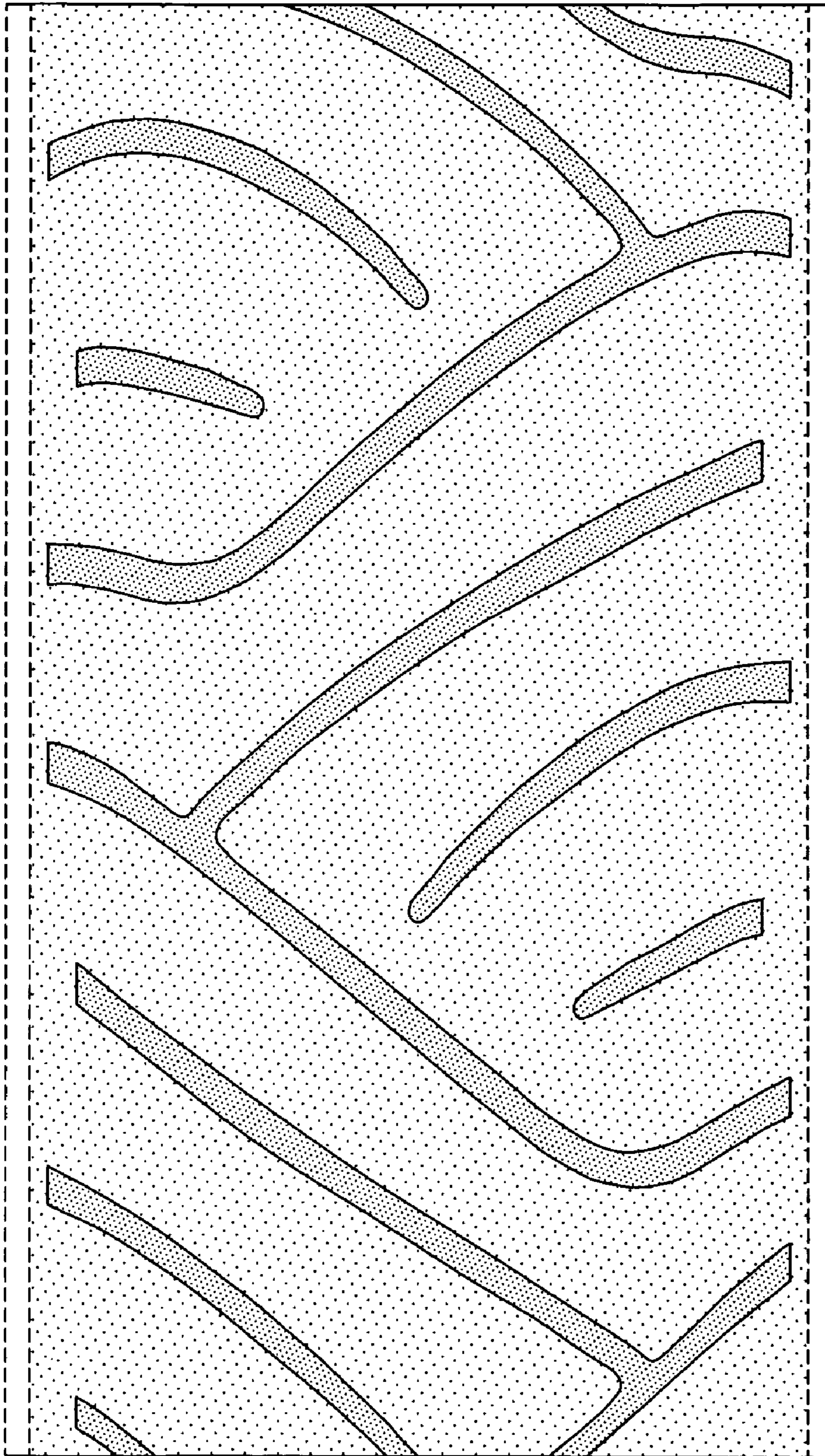


FIG-4