



US00D554048S

(12) **United States Design Patent**  
**Matsunami et al.**

(10) **Patent No.:** **US D554,048 S**

(45) **Date of Patent:** **\*\* Oct. 30, 2007**

(54) **TIRE FOR MOTORCYCLE**  
(75) Inventors: **Toshiyuki Matsunami**, Osaka (JP);  
**Yumiko Toyozawa**, Hyogo (JP)  
(73) Assignee: **The Goodyear Tire & Rubber**  
**Company**, Akron, OH (US)

D522,958 S 6/2006 Matsunami et al. .... D12/535  
D522,959 S 6/2006 Matsunami et al. .... D12/535  
D522,960 S 6/2006 Matsunami et al. .... D12/535  
D523,390 S 6/2006 Matsunami et al. .... D12/535  
D524,724 S 7/2006 Itoi ..... D12/535  
D528,066 S \* 9/2006 Shibamoto ..... D12/535

(\*\*) Term: **14 Years**

\* cited by examiner

(21) Appl. No.: **29/267,043**

*Primary Examiner*—Stacia Cadmus

(22) Filed: **Oct. 4, 2006**

(74) *Attorney, Agent, or Firm*—Richard B. O’Planick

(30) **Foreign Application Priority Data**

May 31, 2006 (JP) ..... 2006-013776

(57) **CLAIM**

The ornamental design for a tire for motorcycle, as shown and described.

(51) **LOC (8) Cl.** ..... **12-15**

**DESCRIPTION**

(52) **U.S. Cl.** ..... **D12/535**

FIG. 1 is a perspective view of a tire tread showing our new design, it being understood that the pattern repeats uniformly throughout the circumference of the tread;

(58) **Field of Classification Search** ..... D12/534,  
D12/535, 563, 569, 570, 599; 152/209.1,  
152/209.11, 209.12, 209.9, 209.28

FIG. 2 is a front elevational view thereof;

See application file for complete search history.

FIG. 3 is a right side elevational view thereof; the other side being a mirror image thereof; and,

(56) **References Cited**


FIG. 4 is an enlarged fragmentary front elevational view thereof.

**U.S. PATENT DOCUMENTS**

D346,352 S 4/1994 Suzuki ..... D12/151  
D346,777 S 5/1994 Haas et al. .... D12/151  
D487,248 S \* 3/2004 Taniguchi ..... D12/535  
D490,360 S 5/2004 Jackson et al. .... D12/535  
D499,374 S 12/2004 Jackson et al. .... D12/535  
D502,681 S \* 3/2005 Miyasaka ..... D12/535  
D522,449 S \* 6/2006 Toyozawa et al. .... D12/535

In the drawings, the broken lines defining the sidewall, inner bead and the peripheral boundary between the tire tread and the sidewall are for illustrative purposes only and form no part of the claimed design.

**1 Claim, 4 Drawing Sheets**



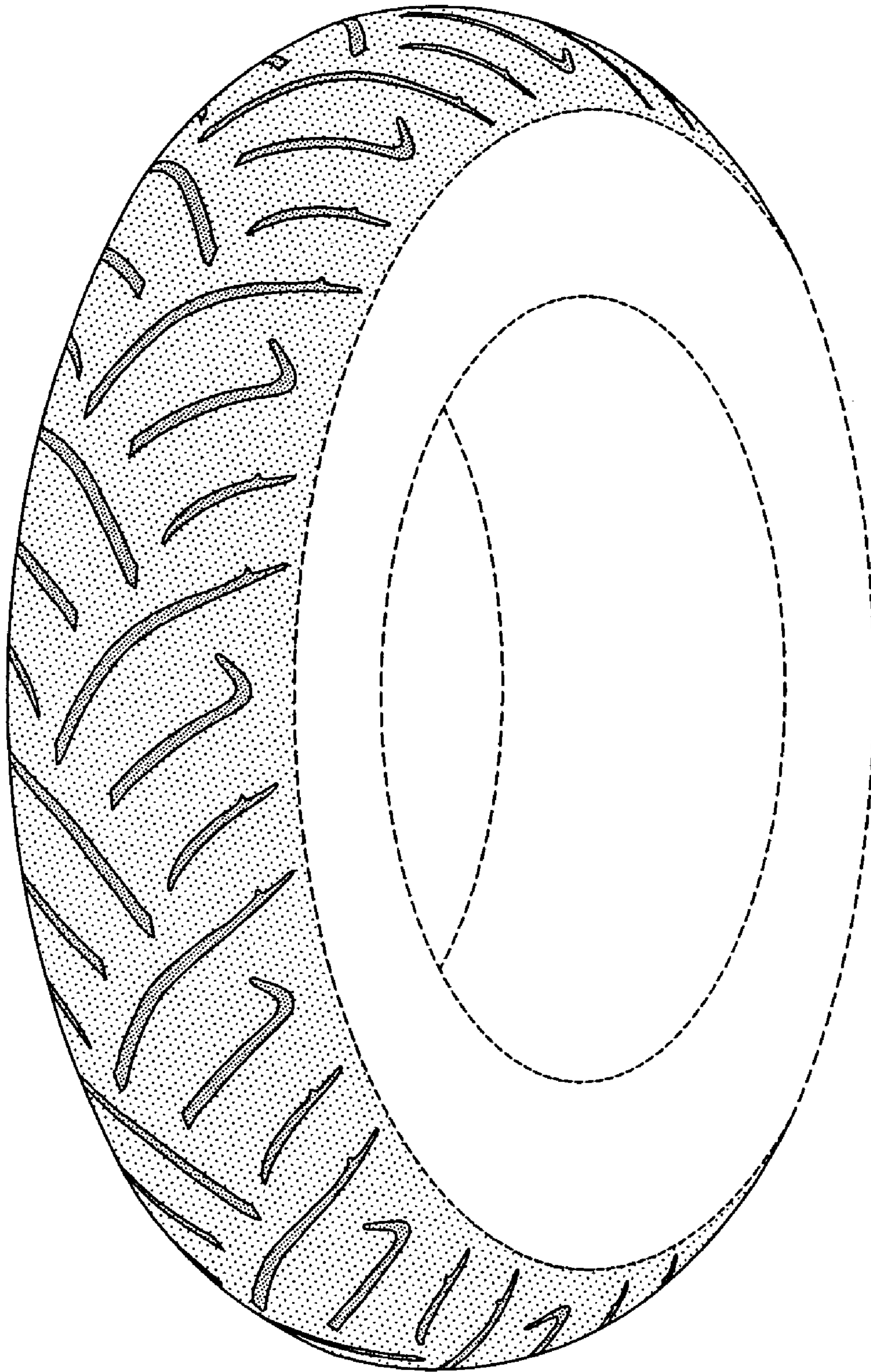


FIG-1






FIG-2




FIG-3



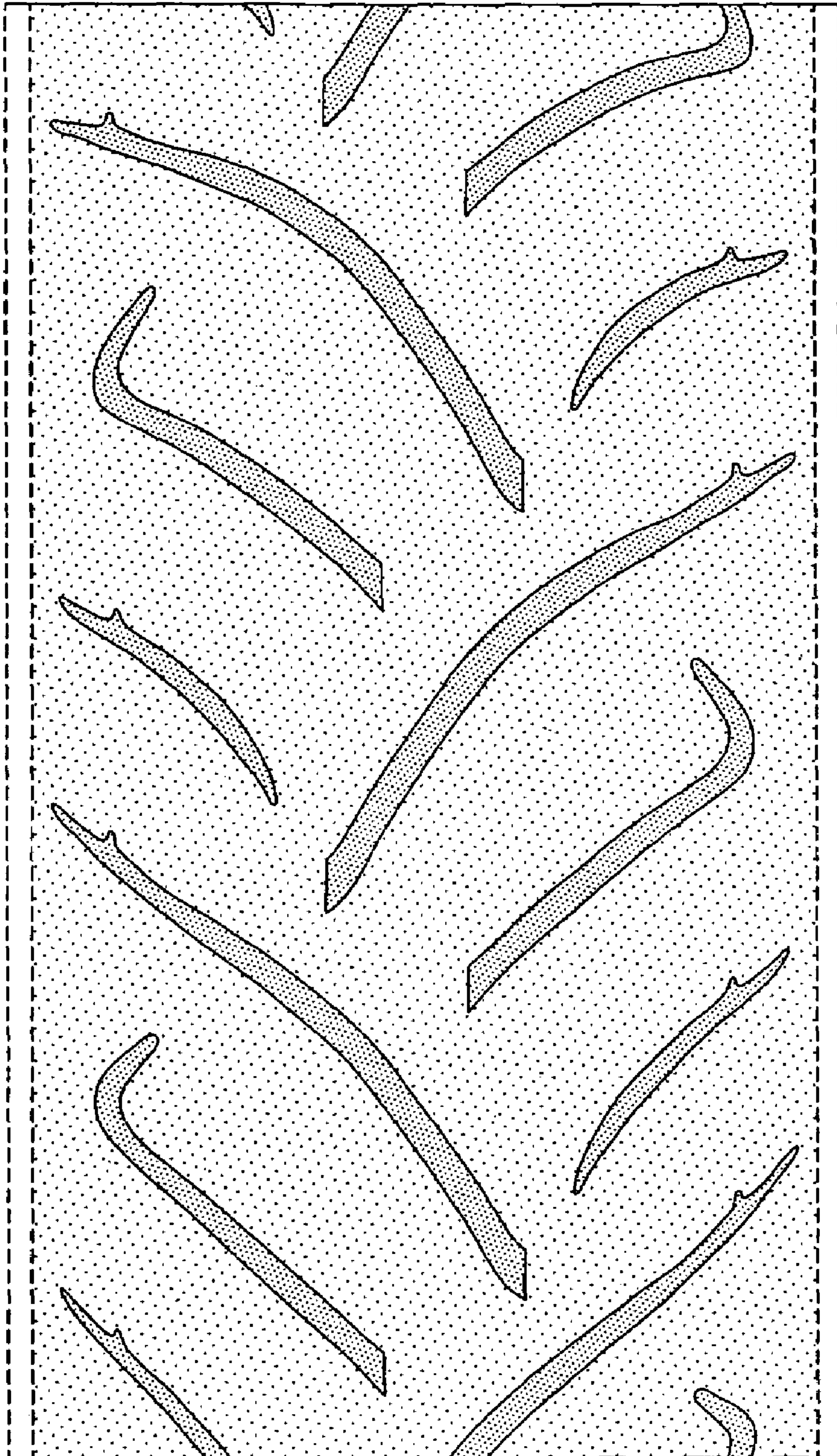


FIG-4