



US00D554046S

(12) **United States Design Patent**
Matsunami et al.

(10) **Patent No.:** **US D554,046 S**
(45) **Date of Patent:** **** Oct. 30, 2007**

(54) **TIRE FOR MOTORCYCLE**
(75) Inventors: **Toshiyuki Matsunami**, Osaka (JP);
Yumiko Toyozawa, Hyogo (JP)
(73) Assignee: **The Goodyear Tire & Rubber**
Company, Akron, OH (US)

D506,970 S * 7/2005 Jackson et al. D12/534
D510,314 S 10/2005 Steinbach D12/535
D522,446 S 6/2006 Shibamoto D12/535
D522,447 S 6/2006 Matsunami et al. D12/535
D523,391 S * 6/2006 Matsunami et al. D12/535
D528,970 S * 9/2006 Board et al. D12/535

* cited by examiner

(**) Term: **14 Years**
(21) Appl. No.: **29/267,038**
(22) Filed: **Oct. 4, 2006**

Primary Examiner—Stacia Cadmus
(74) *Attorney, Agent, or Firm*—Richard B. O’Planick

(30) **Foreign Application Priority Data**
May 10, 2006 (JP) 2006-011835

(57) **CLAIM**

The ornamental design for a tire for motorcycle, as shown and described.

(51) **LOC (8) Cl.** **12-15**
(52) **U.S. Cl.** **D12/535**
(58) **Field of Classification Search** D12/534–537,
D12/563, 579, 599, 569–572; 152/209.11,
152/209.12, 209.9, 209.28, 209.1
See application file for complete search history.


DESCRIPTION

FIG. 1 is a perspective view of a tire tread showing our new design, it being understood that the pattern repeats uniformly throughout the circumference of the tread;
FIG. 2 is a front elevational view thereof;
FIG. 3 is a right side elevational view thereof; the other side being a mirror image thereof; and,
FIG. 4 is an enlarged fragmentary front elevational view thereof.

(56) **References Cited**
U.S. PATENT DOCUMENTS
D381,303 S 7/1997 Jackson D12/151
D452,202 S 12/2001 Toyozawa D12/151
D487,247 S 3/2004 Yamane D12/535
D490,358 S * 5/2004 Taniguchi D12/534
D490,359 S 5/2004 Isaka D12/535
D490,770 S * 6/2004 Isaka D12/534

In the drawings, the broken lines defining the sidewall, inner bead and the peripheral boundary between the tire tread and the sidewall are for illustrative purposes only and form no part of the claimed design.

1 Claim, 4 Drawing Sheets



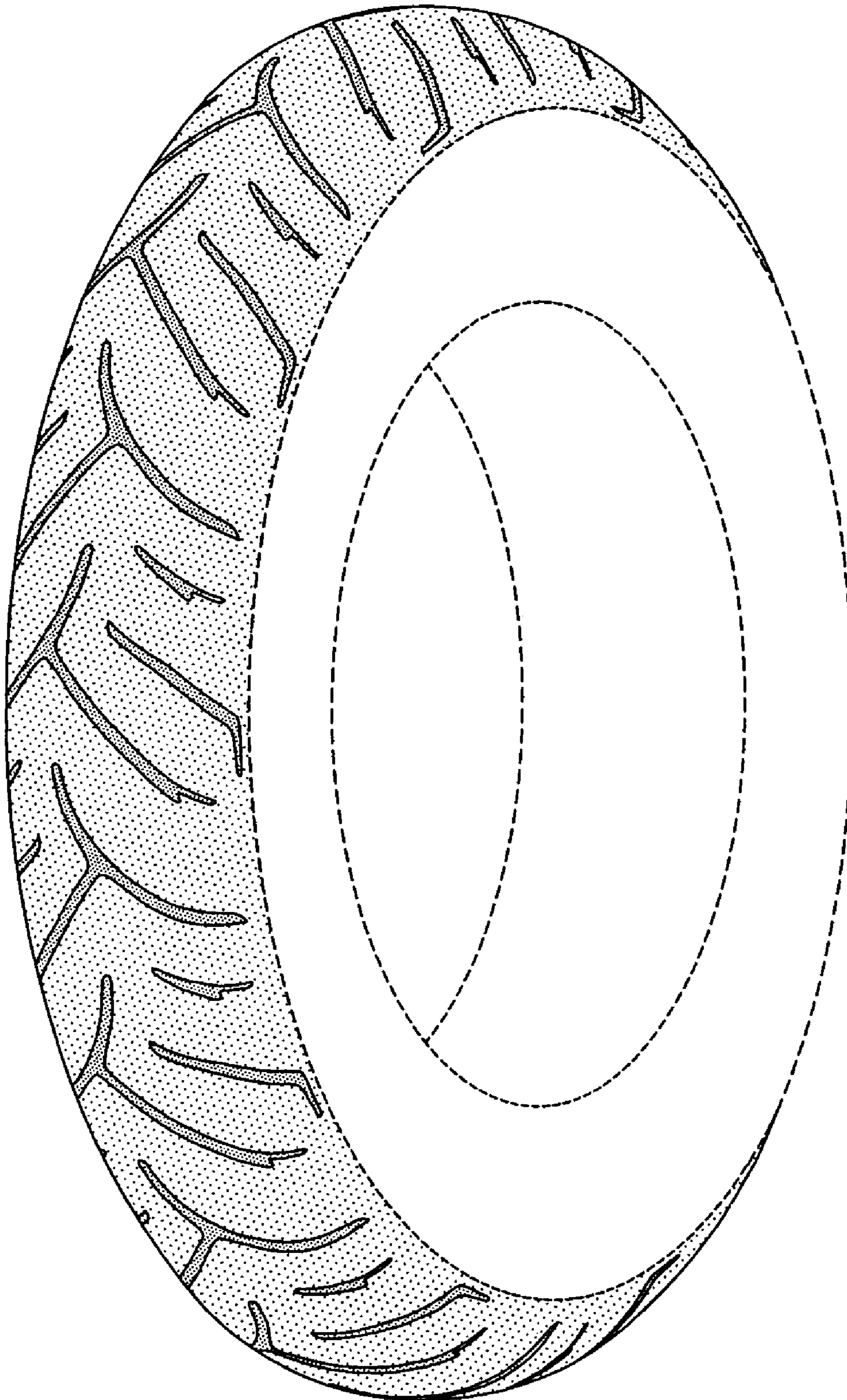


FIG-1

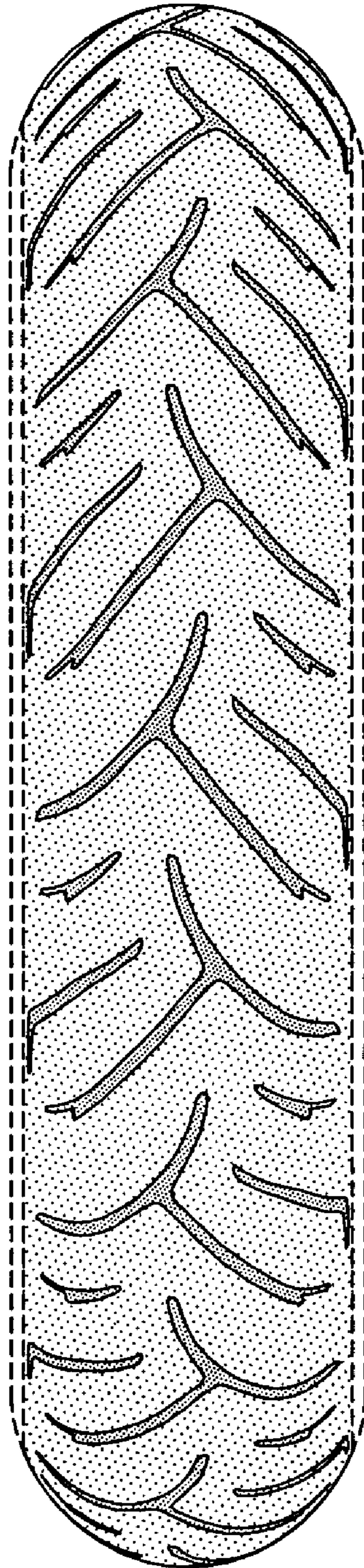


FIG-2

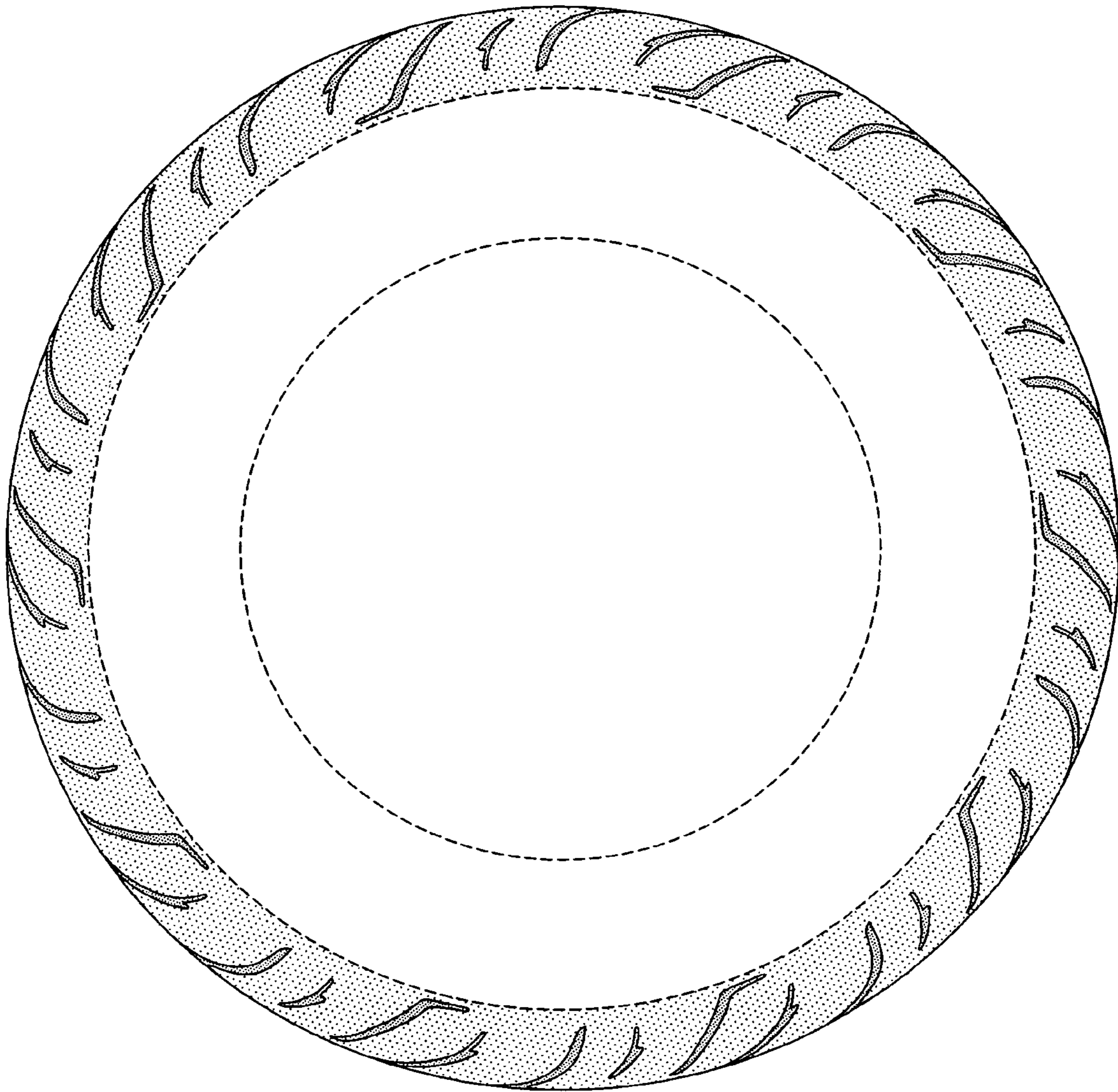


FIG-3

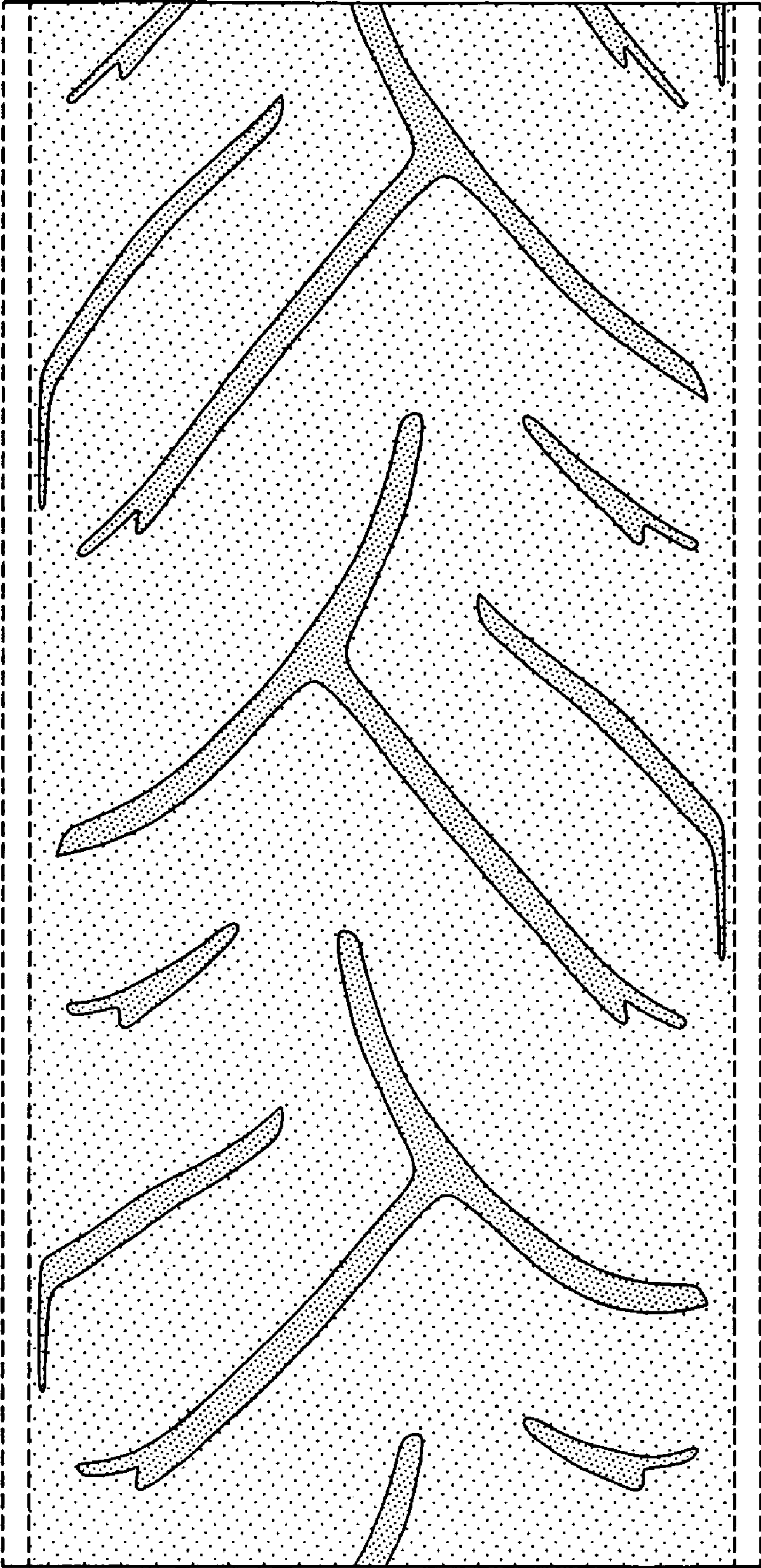


FIG-4