



US00D554030S

(12) **United States Design Patent**
Eskandry

(10) **Patent No.:** **US D554,030 S**

(45) **Date of Patent:** **** Oct. 30, 2007**

(54) **STATIC CLING WINDOW SHADE**

(76) **Inventor:** **Ezra D. Eskandry**, 3802 NE. 207th St.,
TH-5, Aventura, FL (US) 33180

(**) **Term:** **14 Years**

(21) **Appl. No.:** **29/249,590**

(22) **Filed:** **Oct. 13, 2006**

Related U.S. Application Data

(62) Division of application No. 29/219,912, filed on Dec.
27, 2004, now Pat. No. Des. 537,764.

(51) **LOC (8) Cl.** **12-16**

(52) **U.S. Cl.** **D12/183**

(58) **Field of Classification Search** D12/183,
D12/191, 400, 401; 150/166, 168, 160, DIG. 2,
150/DIG. 3; 296/97.1, 97.7, 97.8; 160/370.21;
D25/53; 49/501, 502, 504

See application file for complete search history.

(56) **References Cited**

U.S. PATENT DOCUMENTS

4,993,471 A	2/1991	Golden	160/370.21
D318,834 S	8/1991	Svensson	D12/183
D323,481 S	1/1992	Freeman	D12/183
D330,697 S	11/1992	Zhou	D12/401
5,378,518 A	1/1995	Wang	428/64.1
5,379,929 A	1/1995	Eskandry	224/312
5,516,018 A	5/1996	Eskandry	224/312
D372,009 S	7/1996	RocheFord	D12/183
D373,101 S	8/1996	Eskandry	D12/177
D375,928 S	11/1996	Wang	D12/191
5,575,324 A *	11/1996	Hwang	160/370.21
5,628,357 A *	5/1997	Hwang	160/370.21
5,653,364 A	8/1997	Eskandry	224/312

5,816,641 A *	10/1998	Chen	296/95.1
5,845,697 A *	12/1998	Zheng	160/370.21
D430,205 S	8/2000	Eskandry	D19/33
D430,397 S	9/2000	Eskandry	D3/290
D432,981 S	10/2000	Eskandry	D12/417
D433,064 S	10/2000	Eskandry	D19/78
D433,444 S	11/2000	Eskandry	D19/27
D434,366 S	11/2000	Eskandry	D12/417
D434,368 S	11/2000	Eskandry	D12/417
D434,803 S	12/2000	Eskandry	D19/78
D434,901 S	12/2000	Eskandry	D3/284
D435,511 S	12/2000	Eskandry	D12/417
D435,863 S	1/2001	Eskandry	D19/27
D436,916 S	1/2001	Eskandry	D12/417
D470,446 S	2/2003	Eskandry	D12/191

* cited by examiner

Primary Examiner—Doris Clark

Assistant Examiner—Michael Pratt

(74) *Attorney, Agent, or Firm*—Robert C. Kain, Jr.; Fleit
Kain

(57) **CLAIM**

I claim the ornamental design for the static cling window
shade, as shown.

DESCRIPTION

FIG. 1 is a front view of the static cling window shade.

FIG. 2 is a rear view of the static cling window shade.

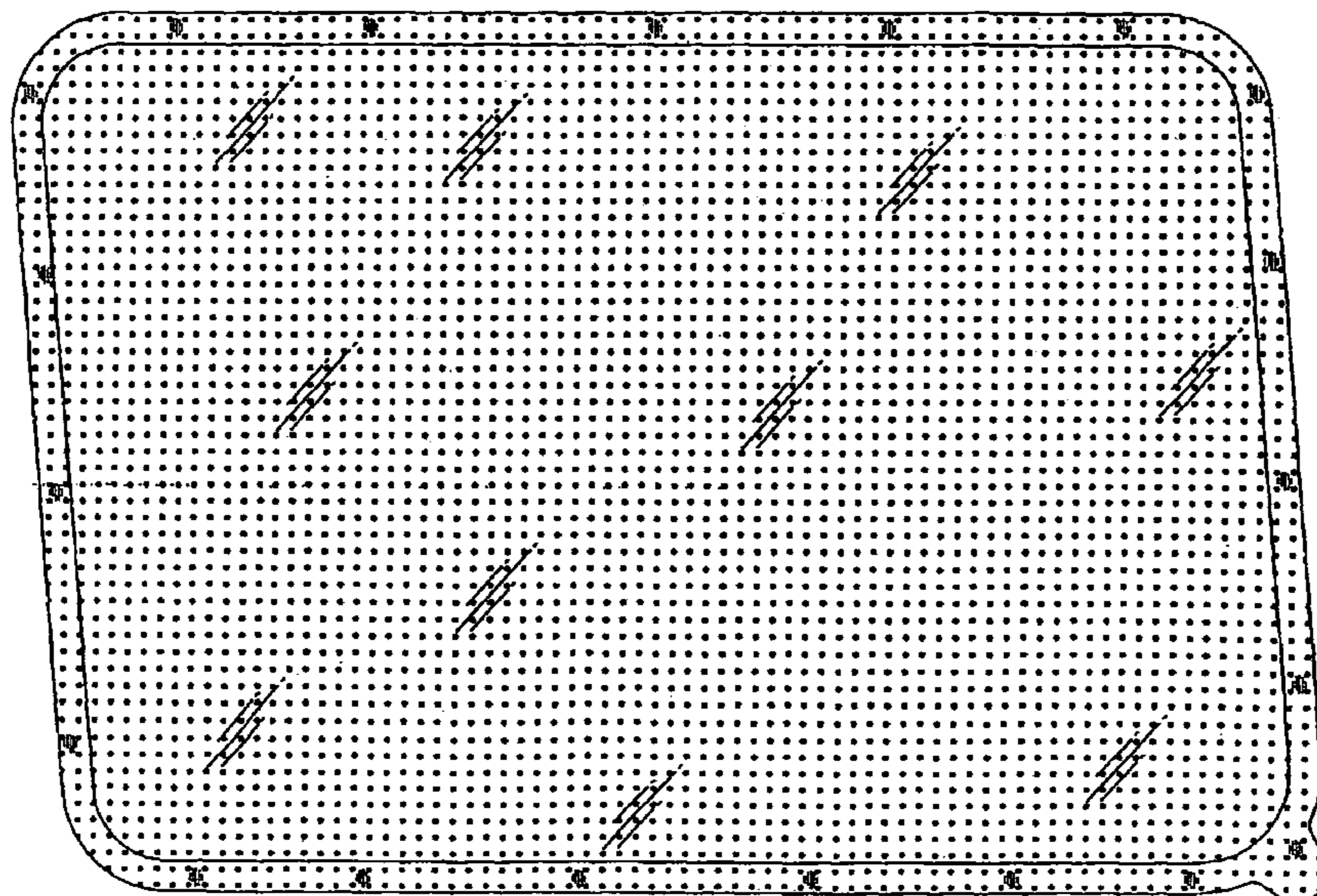
FIG. 3 is a top view of the static cling window shade.

FIG. 4 is a bottom view of the static cling window shade.

FIG. 5 is a right side view of the static cling window shade;
and,

FIG. 6 is a left side view of the static cling window shade.

1 Claim, 4 Drawing Sheets






FIG. 1




FIG. 2



FIG. 3



FIG. 4



FIG. 6



FIG. 5