



US00D554023S

(12) **United States Design Patent**  
**Davidson**

(10) **Patent No.:** **US D554,023 S**

(45) **Date of Patent:** **\*\* Oct. 30, 2007**

(54) **VEHICLE**

D542,182 S \* 5/2007 Fujimoto et al. .... D12/92

(75) **Inventor:** **Benjamin R. Davidson**, Redondo Beach, CA (US)

\* cited by examiner

*Primary Examiner*—Melody N. Brown

(73) **Assignee:** **Honda Motor Co., Ltd.**, Tokyo (JP)

(74) *Attorney, Agent, or Firm*—Plumsea Law Group, LLC

(\*\*) **Term:** **14 Years**

(57) **CLAIM**

(21) **Appl. No.:** **29/250,655**

The ornamental design for a vehicle, as shown and described.

(22) **Filed:** **Nov. 27, 2006**

**DESCRIPTION**

(51) **LOC (8) Cl.** ..... **12-08**

FIG. 1 is a front perspective view of a vehicle showing my new design;

(52) **U.S. Cl.** ..... **D12/92**

FIG. 2 is a rear perspective view thereof;

(58) **Field of Classification Search** ..... D12/90–92,  
D12/86; D21/424, 433; 296/181.1

FIG. 3 is a side elevational view, the opposite side elevational view being a mirror image thereof;

See application file for complete search history.

FIG. 4 is a front elevational view thereof;

(56) **References Cited**

**U.S. PATENT DOCUMENTS**

FIG. 5 is a rear elevational view thereof; and,

FIG. 6 is a top plan view thereof.

D439,205 S \* 3/2001 Leutz ..... D12/92

D451,432 S \* 12/2001 Leutz ..... D12/92

D455,982 S \* 4/2002 Iso et al. .... D12/91

**1 Claim, 6 Drawing Sheets**





FIG. 1



FIG. 2

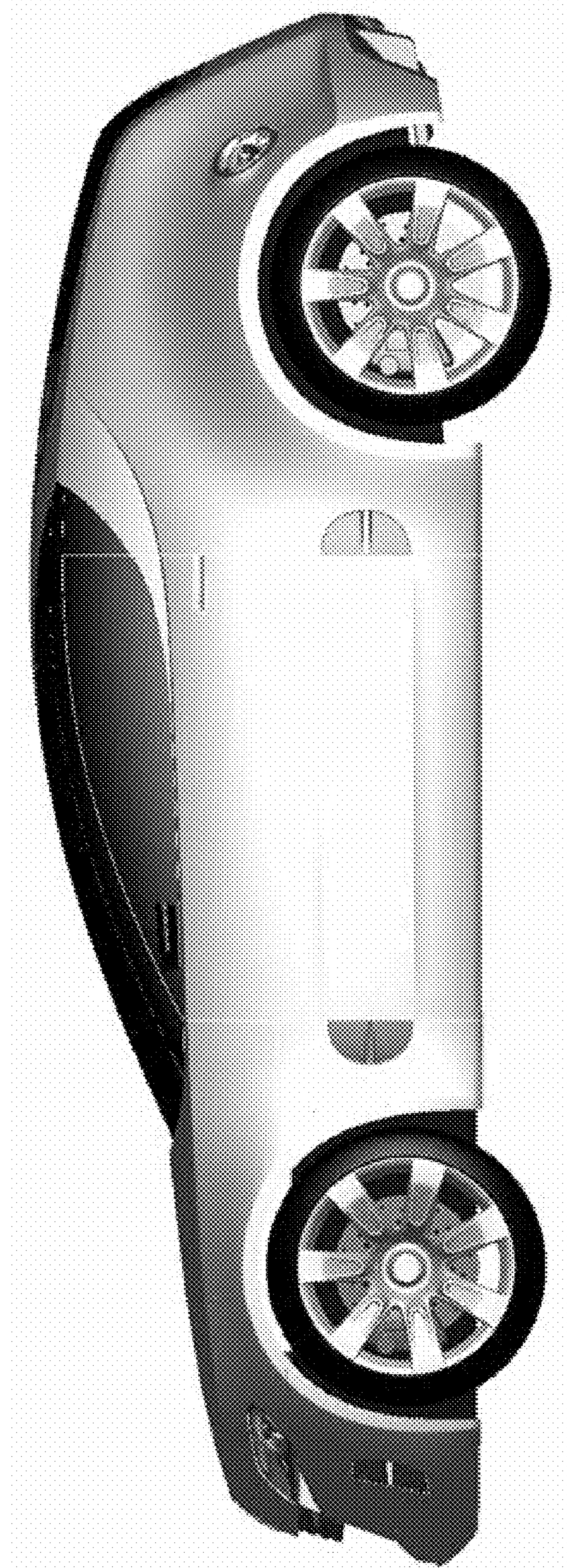


FIG. 3




FIG. 4




FIG. 5




FIG. 6