



US00D554022S

(12) **United States Design Patent** (10) **Patent No.:** **US D554,022 S**
van Braeckel (45) **Date of Patent:** **** Oct. 30, 2007**

(54) **2-DOOR AUTOMOBILE BODY**

(75) Inventor: **Dirk van Braeckel**, Chester (GB)

(73) Assignee: **Bentley Motors Limited**, Crewe, Cheshire (GB)

(**) Term: **14 Years**

(21) Appl. No.: **29/227,547**

(22) Filed: **Apr. 13, 2005**

(51) **LOC (8) Cl.** **12-16**

(52) **U.S. Cl.** **D12/92**

(58) **Field of Classification Search** D12/90-92, D12/86; 296/181.1, 181.5

See application file for complete search history.

(56) **References Cited**

U.S. PATENT DOCUMENTS

D412,299 S *	7/1999	Shikado	D12/92
D430,506 S *	9/2000	Giugiaro	D12/92
D476,601 S *	7/2003	Stoddard et al.	D12/92
D494,891 S *	8/2004	Hoelzel et al.	D12/92
D500,000 S *	12/2004	Dyson et al.	D12/92
D501,645 S *	2/2005	Hosoda et al.	D12/92
D504,089 S *	4/2005	Egger	D12/92
D512,342 S *	12/2005	Okazaki et al.	D12/92
D517,949 S *	3/2006	Nielander et al.	D12/92

* cited by examiner

Primary Examiner—Melody N. Brown

(74) *Attorney, Agent, or Firm*—Sonnenschein Nath & Rosenthal LLP; Brian R. McGinley

(57) **CLAIM**

The ornamental design for a 2-door automobile body, as shown and described.

DESCRIPTION

FIG. 1 is a top perspective view of a 2-door automobile body showing the new design;

FIG. 2 is front, left perspective view of the 2-door automobile body shown in FIG. 1;

FIG. 3 is front elevational view of the 2-door automobile body shown in FIG. 1;


FIG. 4 is a rear, left perspective view of the 2-door automobile body shown in FIG. 1.

FIG. 5 is a rear elevational view of the 2-door automobile body shown in FIG. 1;

FIG. 6 is a side, left elevational view of the 2-door automobile body shown in FIG. 1; and,

FIG. 7 is a bottom view of the 2-door automobile body shown in FIG. 1.

1 Claim, 7 Drawing Sheets






FIG. 1

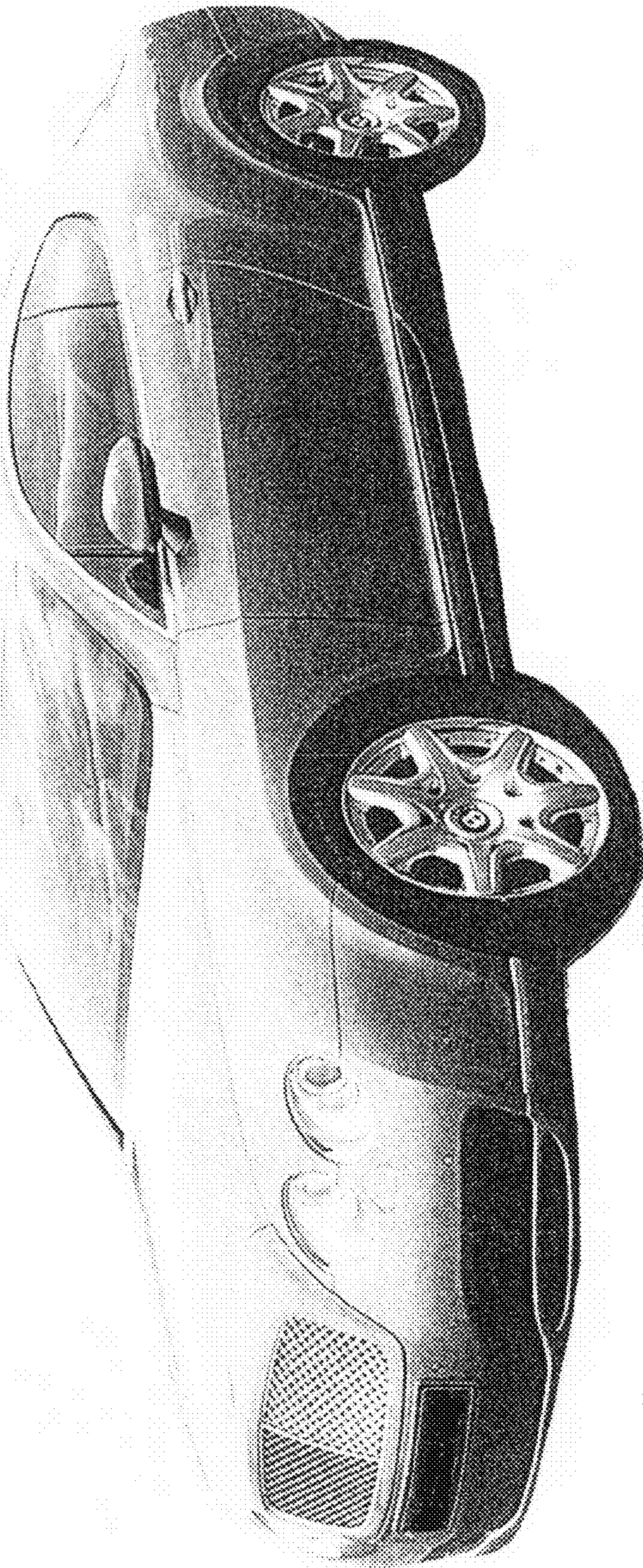


FIG. 2




FIG. 3




FIG. 4




FIG. 5




FIG. 6




FIG. 7