



US00D554000S

(12) **United States Design Patent** (10) **Patent No.:** **US D554,000 S**
Walsh (45) **Date of Patent:** **** Oct. 30, 2007**

(54) **BODY FOR A CAN**
(75) Inventor: **William J. Walsh**, Lombard, IL (US)
(73) Assignee: **Rexam Beverage Can Company**,
Chicago, IL (US)
(**) Term: **14 Years**
(21) Appl. No.: **29/262,849**
(22) Filed: **Jul. 12, 2006**
(51) **LOC (8) Cl.** **09-02**
(52) **U.S. Cl.** **D9/772; D9/777**
(58) **Field of Classification Search** D9/500,
D9/503, 504, 516, 518, 763, 764, 766, 767,
D9/772, 773, 776-780, 903; D7/606; 72/348,
72/356; 215/40-46, 200, 329, 331, 335;
220/906; 222/153.07
See application file for complete search history.

D353,771 S * 12/1994 Klitsner D9/500
5,448,903 A 9/1995 Johnson
D369,977 S 5/1996 Sexton, Jr.
5,557,963 A 9/1996 Diekhoff
5,572,893 A 11/1996 Goda et al.
5,605,248 A 2/1997 Jentzsch
D384,888 S 10/1997 Diekhoff
5,704,240 A 1/1998 Jordan
5,711,447 A 1/1998 Plester
5,713,235 A 2/1998 Diekhoff
5,718,352 A 2/1998 Diekhoff et al.
5,778,723 A 7/1998 Diekhoff
5,822,843 A 10/1998 Diekhoff et al.
5,875,909 A 3/1999 Guglielmini
5,881,907 A 3/1999 Schutz
6,010,026 A 1/2000 Diekhoff et al.

(Continued)

FOREIGN PATENT DOCUMENTS

BE 376464 11/1931

(Continued)

(56) **References Cited**
U.S. PATENT DOCUMENTS

1,443,682 A 1/1923 Gueritey
1,621,487 A 3/1927 Aulbach
2,195,257 A 3/1940 Paris
2,337,616 A 12/1943 McManus et al.
3,995,572 A * 12/1976 Saunders 72/348
D245,964 S * 10/1977 Sexton et al. D9/772
D246,030 S * 10/1977 Sexton et al. D9/772
D246,229 S 11/1977 Saunders
D247,772 S * 4/1978 Sexton, Jr. D9/772
D250,933 S * 1/1979 Saunders D9/764
4,441,354 A 4/1984 Bodega
4,643,330 A 2/1987 Kennedy
4,844,270 A 7/1989 Coffman
4,892,214 A 1/1990 Hamaguchi et al.
5,052,576 A 10/1991 Budenbender
5,061,140 A 10/1991 Hamaguchi et al.
5,135,124 A 8/1992 Wobser
5,190,181 A 3/1993 Budenbender
5,293,765 A 3/1994 Nussbaum-Pogacnik
5,355,710 A 10/1994 Diekhoff

Primary Examiner—Stella Reid
Assistant Examiner—Shanda C. Hill
(74) *Attorney, Agent, or Firm*—Schwartz Cooper Chartered

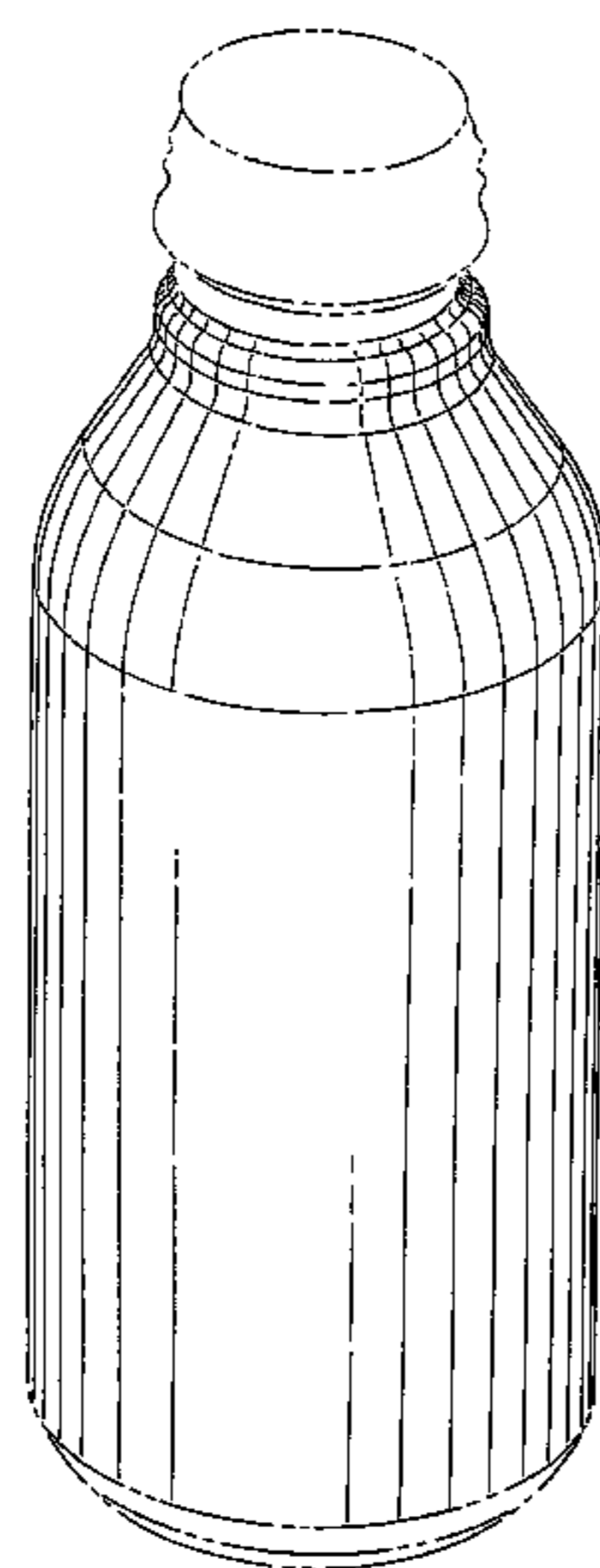
(57) **CLAIM**

The ornamental design for a body for a can, as shown and described.

DESCRIPTION

FIG. 1 is a perspective view of a body for a can showing my new design;
FIG. 2 is a side view thereof; and,
FIG. 3 is a top view thereof.
The bottom is unornamented.
The broken lines shown in the drawing disclosure are for illustrative purposes only and form no part of the claimed design.

1 Claim, 2 Drawing Sheets



US D554,000 S

Page 2

U.S. PATENT DOCUMENTS

6,010,028	A	1/2000	Jordan et al.
6,105,807	A	8/2000	McCrosen
D434,608	S *	12/2000	Hansen D7/606
D437,233	S	2/2001	Gibert
6,206,222	B1	3/2001	Cudzik
6,463,776	B1	10/2002	Enoki et al.
6,499,329	B1	12/2002	Enoki et al.
6,543,636	B1	4/2003	Flecheux et al.
6,761,280	B2	7/2004	Zonker et al.
6,779,677	B2	8/2004	Chupak
6,857,304	B2	2/2005	Enoki
D503,343	S *	3/2005	Canino D9/549
6,907,653	B2	6/2005	Chupak
6,959,830	B1	11/2005	Kanou et al.
7,014,060	B2	3/2006	Richardson
2001/0040167	A1	11/2001	Flecheux et al.
2005/0205575	A1	9/2005	Kobayashi et al.
2006/0011633	A1	1/2006	Cook et al.

FOREIGN PATENT DOCUMENTS

CA	678389	1/1964
DE	4439464 C1	5/1996
DE	19513886 A1	10/1996
DE	29512058 U1	12/1996
DE	19806481 A1	8/1998
DE	19722628 A1	12/1998
EP	0281543 A2	9/1988
EP	0182646 B1	3/1989
EP	0380662 A1	8/1990
EP	0510291 A1	10/1992
EP	0512131 A2	11/1992
EP	0537773 A1	4/1993
EP	0549987 A1	7/1993

EP	0581568 B1	2/1994
EP	0667299 A1	8/1995
EP	0693434 B1	1/1996
EP	0743260 A1	11/1996
EP	0864385 A2	9/1998
EP	1134046 A1	9/2001
EP	1136154 A1	9/2001
EP	1459997 A1	9/2004
EP	1468925 A1	10/2004
FR	633497	1/1928
FR	268843 A1	9/1993
FR	2708252 A1	2/1995
GB	2330548 A	4/1999
IT	458853	3/1951
JP	01210136	8/1989
JP	11139438 A	5/1999
JP	2001-90898	4/2001
JP	2002-37442	2/2002
JP	2002-137032	5/2002
RU	59523	7/2006
WO	WO-91/11274 A1	8/1991
WO	WO-96/15865 A1	5/1996
WO	WO-96/16754 A1	6/1996
WO	WO-97/42091 A1	11/1997
WO	WO-98/06636 A1	2/1998
WO	WO-99/18013 A1	4/1999
WO	WO-99/32363 A1	7/1999
WO	WO-99/43558 A1	9/1999
WO	WO-99/46176 A1	9/1999
WO	WO-99/48764 A1	9/1999
WO	WO-01/15829 A1	3/2001
WO	W-03/047991 A1	6/2003
WO	WO-2005/108216 A1	11/2005

* cited by examiner

FIG. 1

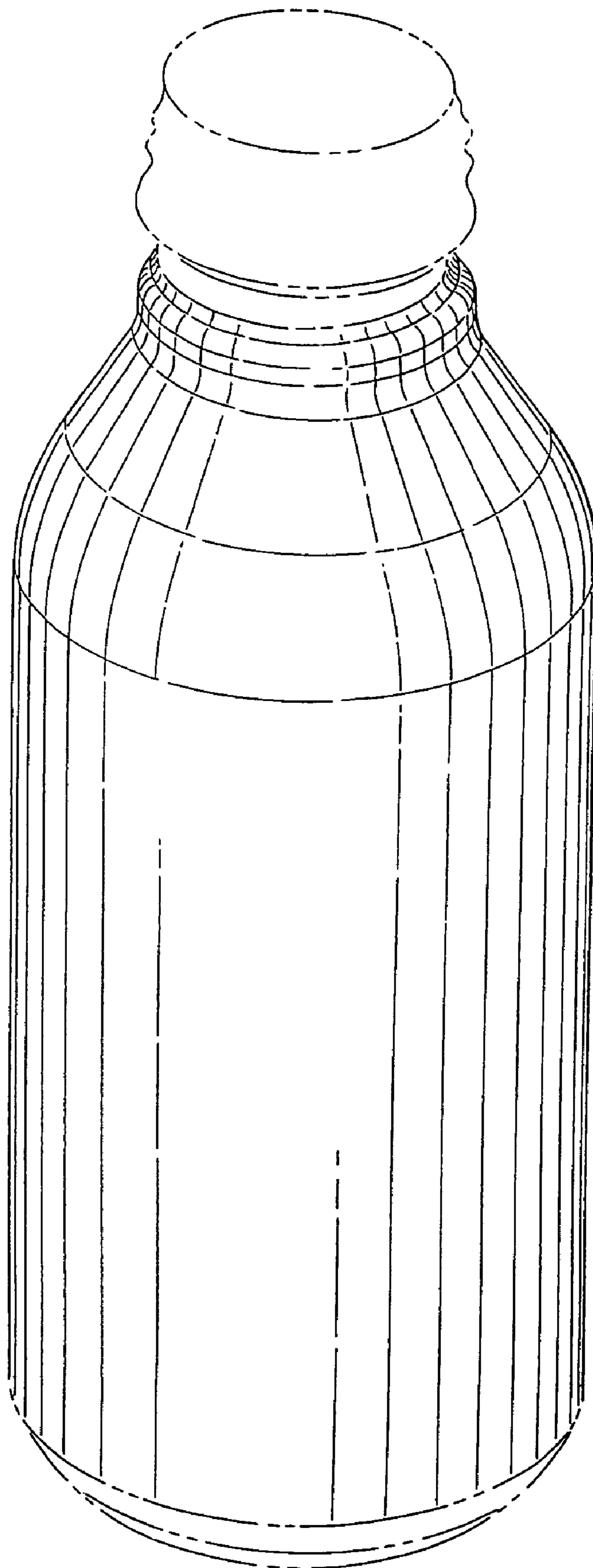


FIG. 2

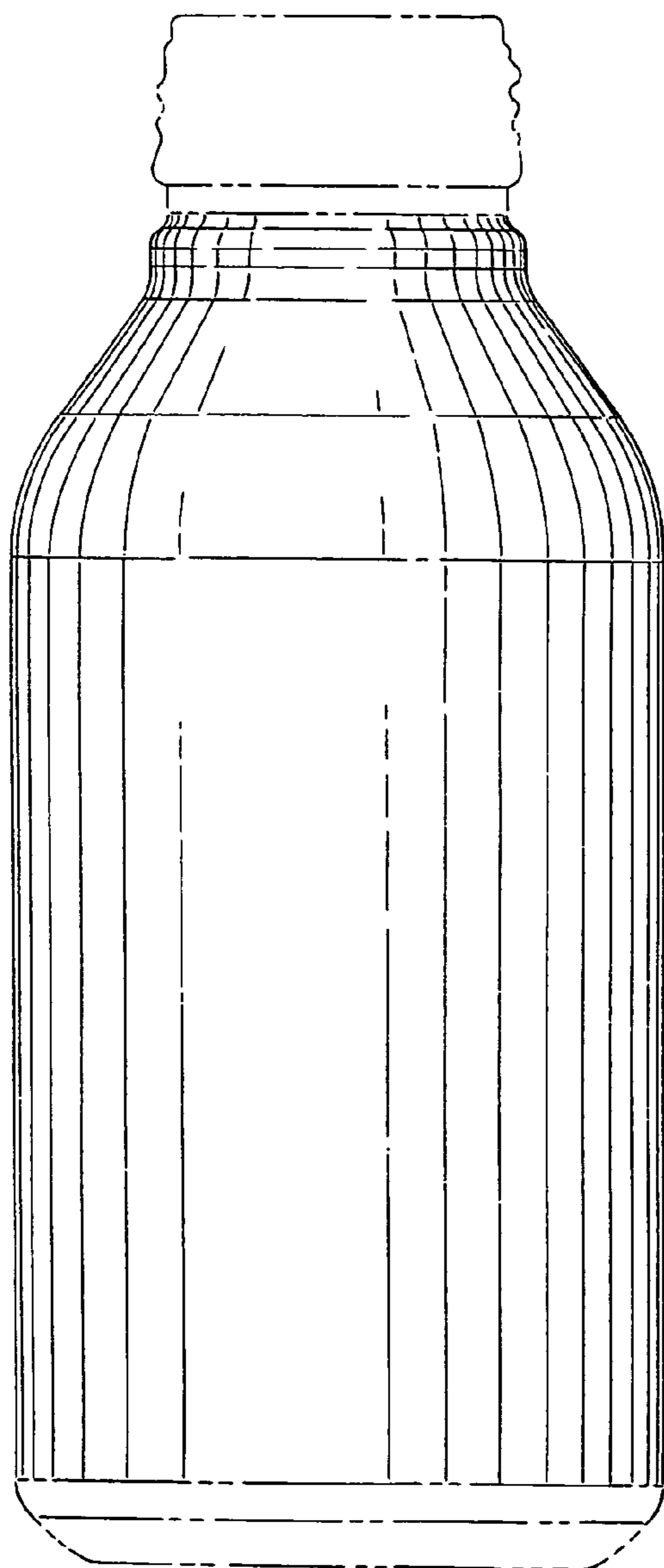


FIG. 3

