



US00D553999S

(12) **United States Design Patent**
Mason

(10) **Patent No.:** **US D553,999 S**

(45) **Date of Patent:** **** Oct. 30, 2007**

(54) **SLIP COVER WITH SPINE CHAMBER**

D464,568 S * 10/2002 Sisinni D9/432
D519,367 S * 4/2006 Alexander D9/433

(75) Inventor: **Brian W. Mason**, Plano, TX (US)

* cited by examiner

(73) Assignee: **Great Western Industries, Inc.**, Dallas, TX (US)

Primary Examiner—Caron D. Veynar

Assistant Examiner—Abraham Bahta

(**) Term: **14 Years**

(74) *Attorney, Agent, or Firm*—Locke Liddell & Sapp, PLLC

(21) Appl. No.: **29/224,126**

(57) **CLAIM**

(22) Filed: **Feb. 25, 2005**

The original design for a slip cover with spine chamber, as shown and described.

(51) **LOC (8) Cl.** **09-05**

(52) **U.S. Cl.** **D9/711**

(58) **Field of Classification Search** D9/711,
D9/414–415, 424–425, 430–433, 702, 632;
D3/201, 218, 227; D6/407, 626; 206/307,
206/312, 308.1; 229/122; 220/4.23

See application file for complete search history.

DESCRIPTION

FIG. 1 is a front perspective view of my new slip cover with spine chamber;

FIG. 2 is a rear perspective view thereof;

FIG. 3 is a top view thereof;

FIG. 4 is a bottom view thereof;

FIG. 5 is a left side view thereof;

FIG. 6 is a front view thereof;

FIG. 7 is a right side view thereof;

FIG. 8 is a bottom view thereof; and,

FIG. 9 is a mirror-image view thereof.

(56) **References Cited**

U.S. PATENT DOCUMENTS

- D349,851 S * 8/1994 Olsson D9/422
- D357,803 S * 5/1995 Abrams et al. D3/264
- D385,786 S * 11/1997 Veeseer D9/432
- D420,240 S * 2/2000 Sorenson et al. D6/632
- D451,384 S * 12/2001 Faulstich D9/422
- D454,750 S * 3/2002 Bieda D6/632
- D463,741 S * 10/2002 Green D9/415

1 Claim, 3 Drawing Sheets

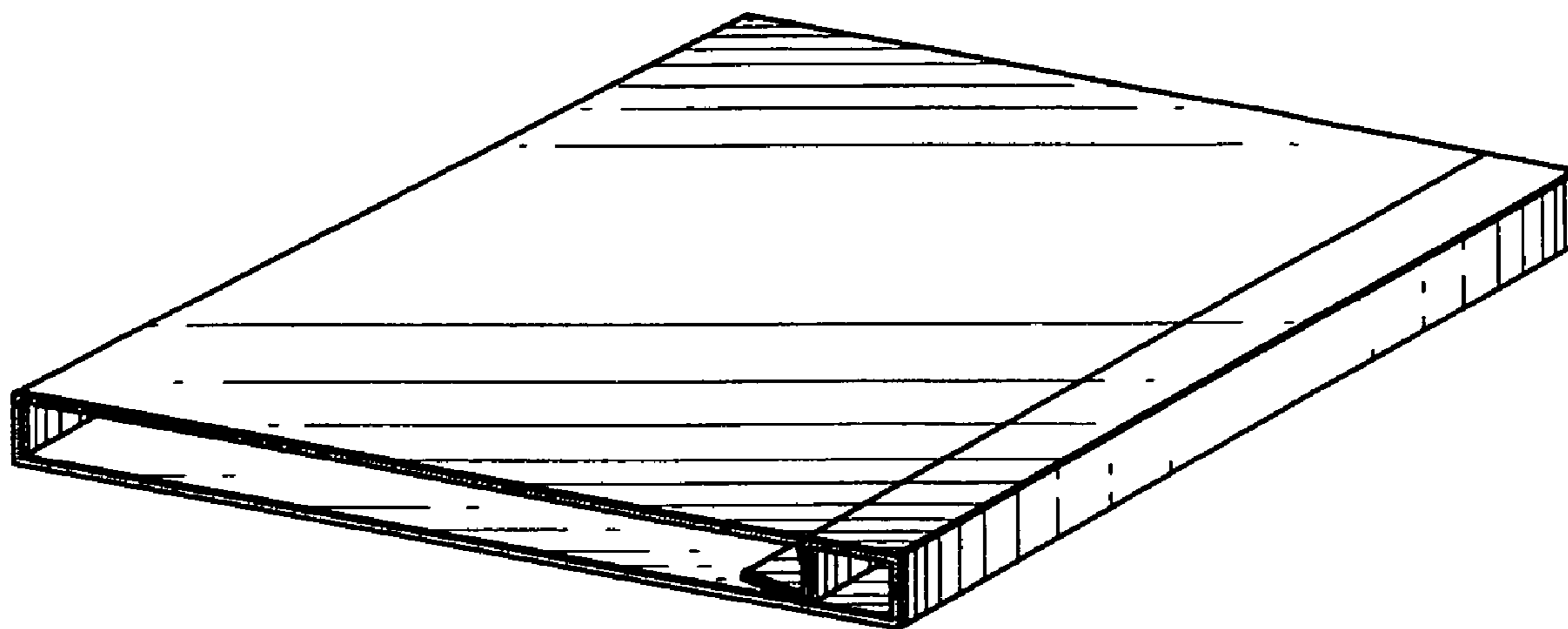


FIG. 1

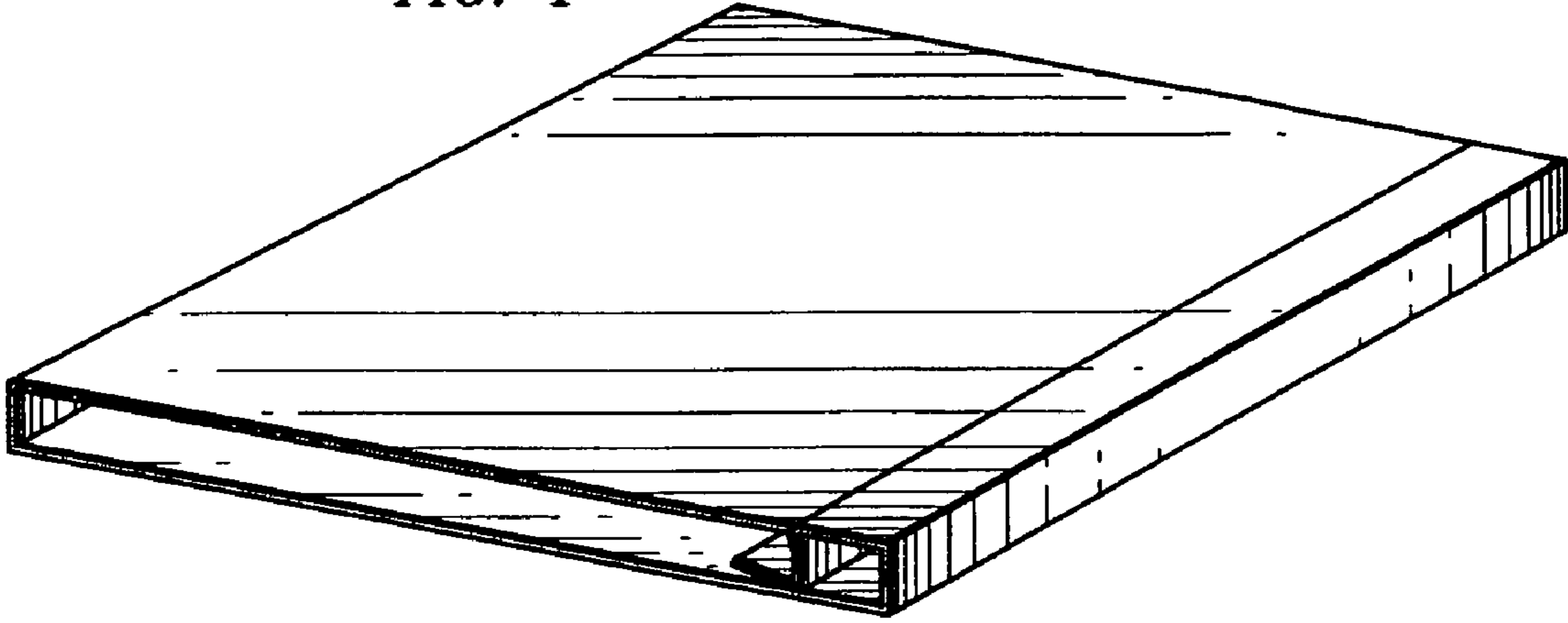


FIG. 2

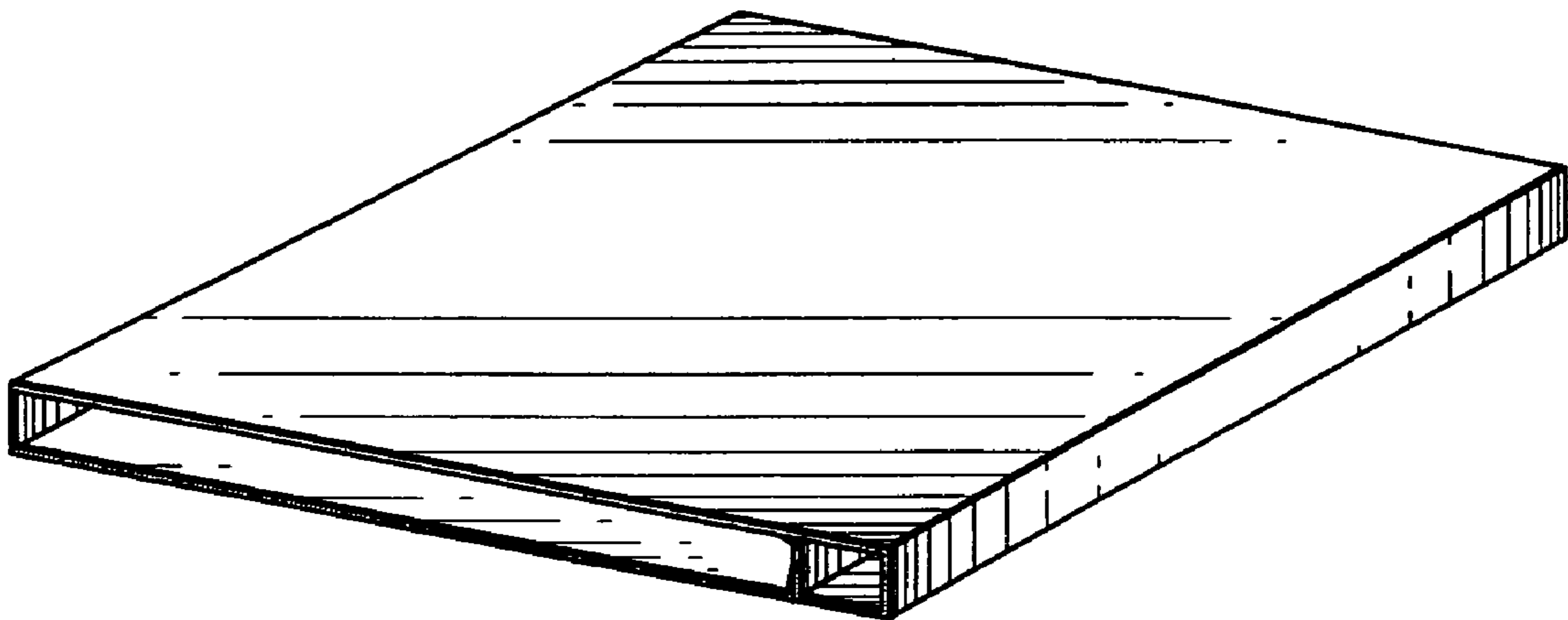


FIG. 3



FIG. 4




FIG. 5



FIG. 6

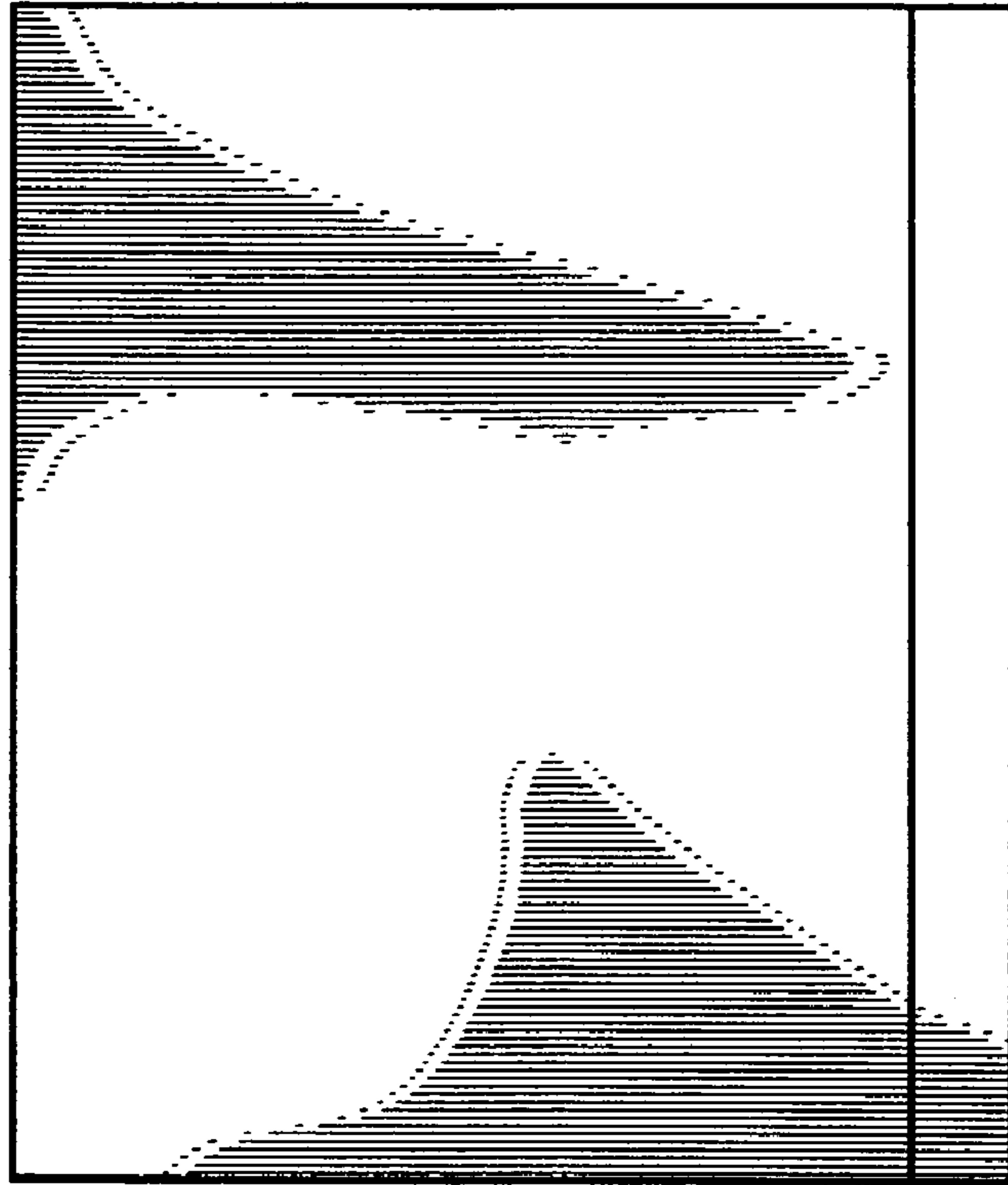


FIG. 7



FIG. 8

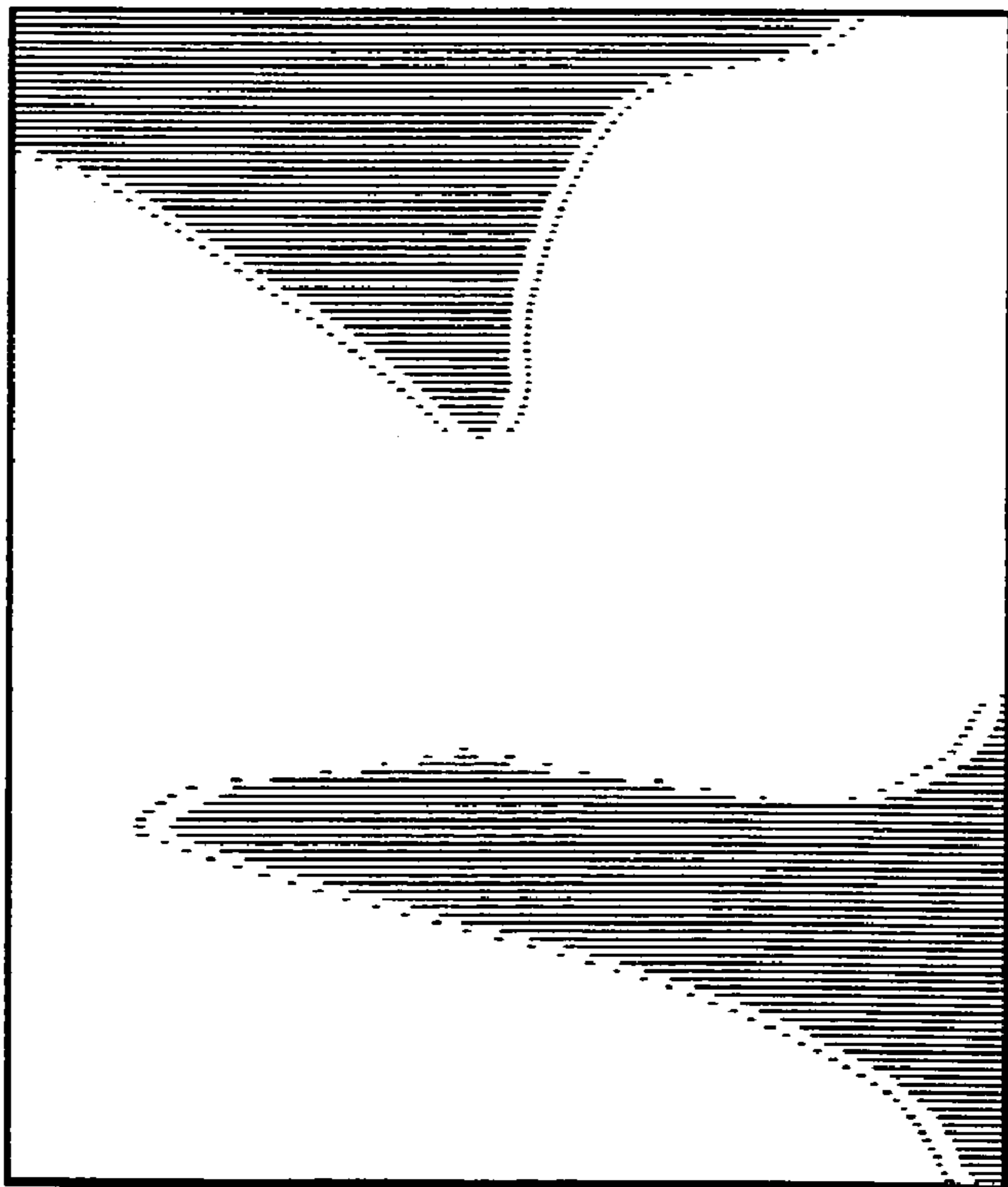


FIG. 9

