



US00D553995S

(12) **United States Design Patent** (10) **Patent No.:** **US D553,995 S**
Lee (45) **Date of Patent:** **** Oct. 30, 2007**

(54) **PACKAGING FOR FOODSTUFFS**

(74) *Attorney, Agent, or Firm*—Leydig, Voit & Mayer, Ltd.

(75) **Inventor:** **Kang-Kook Lee**, Bucheon-si (KR)

(57) **CLAIM**

(73) **Assignee:** **CJ Corp.**, Seoul (KR)

I claim the ornamental design for packaging for foodstuffs, as shown and described.

(**) **Term:** **14 Years**

(21) **Appl. No.:** **29/244,497**

(22) **Filed:** **Dec. 12, 2005**

(30) **Foreign Application Priority Data**

Oct. 19, 2005 (KR) 30-2005-0035245

(51) **LOC (8) Cl.** **09-01**

(52) **U.S. Cl.** **D9/643; D9/432**

(58) **Field of Classification Search** D9/600,
D9/643–648, 652, 667, 414, 430–433; 206/457–458,
206/822; 215/400; 220/890; 229/116.1–166.3
See application file for complete search history.

(56) **References Cited**

U.S. PATENT DOCUMENTS

D398,520 S * 9/1998 Yoon D9/643
D402,195 S * 12/1998 Park D9/646
D477,993 S * 8/2003 Lee D9/643
D535,190 S * 1/2007 Chen et al. D9/652

* cited by examiner

Primary Examiner—Sandra L. Morris

DESCRIPTION

The patent or application file contains at least one drawing in color. Copies of this patent with color drawings will be provided by the Office upon request and payment of the necessary fee.

FIG. 1 is a perspective view of the packaging for foodstuffs according to the present invention.

FIG. 2 is a front view of the packaging for foodstuffs according to the present invention.

FIG. 3 is a rear view of the packaging for foodstuffs according to the present invention.

FIG. 4 is a left view of the packaging for foodstuffs according to the present invention.

FIG. 5 is a right view of the packaging for foodstuffs according to the present invention.

FIG. 6 is a top plan view of the packaging for foodstuffs according to the present invention; and,

FIG. 7 is a bottom plan view of the packaging for foodstuffs according to the present invention.

1 Claim, 6 Drawing Sheets
(6 of 6 Drawing Sheet(s) Filed in Color)




FIG. 1




FIG. 2




FIG. 3




FIG. 4




FIG. 5




FIG. 6



FIG. 7

