



US00D553994S

(12) **United States Design Patent** (10) **Patent No.:** **US D553,994 S**
Macak et al. (45) **Date of Patent:** **** Oct. 30, 2007**

(54) **CONTAINER**

(75) Inventors: **Donald F. Macak**, Chicago Ridge, IL (US); **Anne C. Plochman**, Lincolnshire, IL (US)

(73) Assignee: **Plochman, Inc.**, Manteno, IL (US)

(**) Term: **14 Years**

(21) Appl. No.: **29/268,171**

(22) Filed: **Oct. 31, 2006**

(51) **LOC (8) Cl.** **09-01**

(52) **U.S. Cl.** **D9/564; D9/571; D9/574**

(58) **Field of Classification Search** D9/447, D9/449, 450, 529, 542, 543, 544, 551, 558, D9/570, 572, 573, 574, 682, 685, 686, 687, D9/688, 689, 691, 692, 694; 220/660, 662, 220/675; 215/381, 382, 383, 384, 385, 12.1
See application file for complete search history.

(56) **References Cited**

U.S. PATENT DOCUMENTS

- D27,906 S 11/1897 Levis
- D38,385 S 12/1906 Kohn
- D42,990 S * 9/1912 Brown D9/556
- D93,994 S 12/1934 Noble
- D112,706 S * 12/1938 Smith D9/556
- D121,192 S * 6/1940 McKnight D9/558
- D168,523 S 12/1952 Sittason
- D175,014 S 6/1955 Champion
- D175,598 S 9/1955 Hills
- D177,550 S 5/1956 Bloomfield
- D183,541 S 9/1958 Plochman
- D187,959 S 5/1960 Landor
- D190,397 S 5/1961 Worthington
- D197,386 S 1/1964 Plummer
- D211,933 S * 8/1968 Horne D9/522
- D212,587 S 11/1968 Shepler
- D234,911 S 4/1975 Stevens
- 4,239,132 A 12/1980 Mueller et al.
- D259,022 S * 4/1981 Weckman D9/542
- D275,454 S 9/1984 Mitchell

- 4,802,295 A 2/1989 Darr
- 5,156,285 A 10/1992 Zogg et al.
- D352,004 S * 11/1994 Bikoff et al. D9/503
- D352,460 S 11/1994 Sherman et al.
- 5,370,266 A 12/1994 Woodruff
- D358,295 S 5/1995 Moench
- 5,542,585 A 8/1996 Peters et al.
- D379,304 S 5/1997 Bova
- D384,285 S 9/1997 D'Amico et al.
- D391,853 S 3/1998 Green et al.
- D400,798 S 11/1998 Maus
- D406,533 S 3/1999 Maus
- D417,850 S 12/1999 Miller

(Continued)

FOREIGN PATENT DOCUMENTS

- GB 3016707 * 4/2004
- GB 3018765 * 7/2005

Primary Examiner—Carol Rademaker
Assistant Examiner—Elizabeth J. Oswecki
(74) *Attorney, Agent, or Firm*—Leydig Voit & Mayer, Ltd.

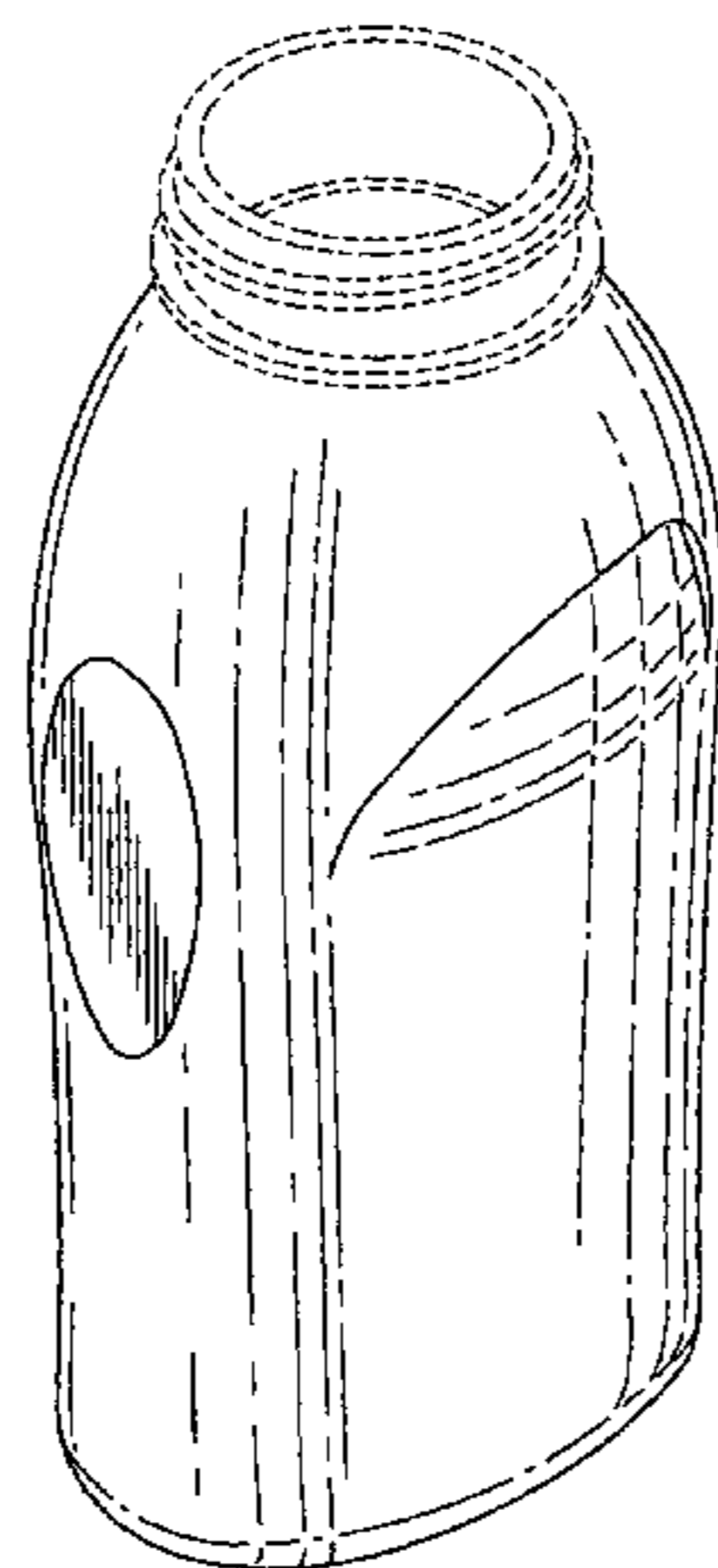
(57) **CLAIM**

The ornamental design for a container, as shown and described.

DESCRIPTION

FIG. 1 is a top, front, left perspective view of a container showing our new design;
FIG. 2 is a top plan view thereof;
FIG. 3 is a bottom plan view thereof;
FIG. 4 is a front elevational view thereof;
FIG. 5 is a rear elevational view thereof;
FIG. 6 is a left elevational side view thereof;
FIG. 7 is a right elevational side view thereof; and,
FIG. 8 is a top, front, right side perspective view thereof.
The broken lines are for illustration purposes only and form no part of the claimed design.

1 Claim, 7 Drawing Sheets



US D553,994 S

Page 2

U.S. PATENT DOCUMENTS

D433,637 S	11/2000	Hailey et al.	D480,008 S	9/2003	Maus	
D446,730 S	8/2001	Adee et al.	D499,641 S *	12/2004	Cummings et al.	D9/729
D452,655 S	1/2002	Considine	D525,531 S *	7/2006	Bansal	D9/551
D453,472 S	2/2002	Kwong	D536,987 S *	2/2007	Estabrook et al.	D9/551
D476,232 S	6/2003	Maus et al.	D540,179 S *	4/2007	Adler et al.	D9/563

* cited by examiner

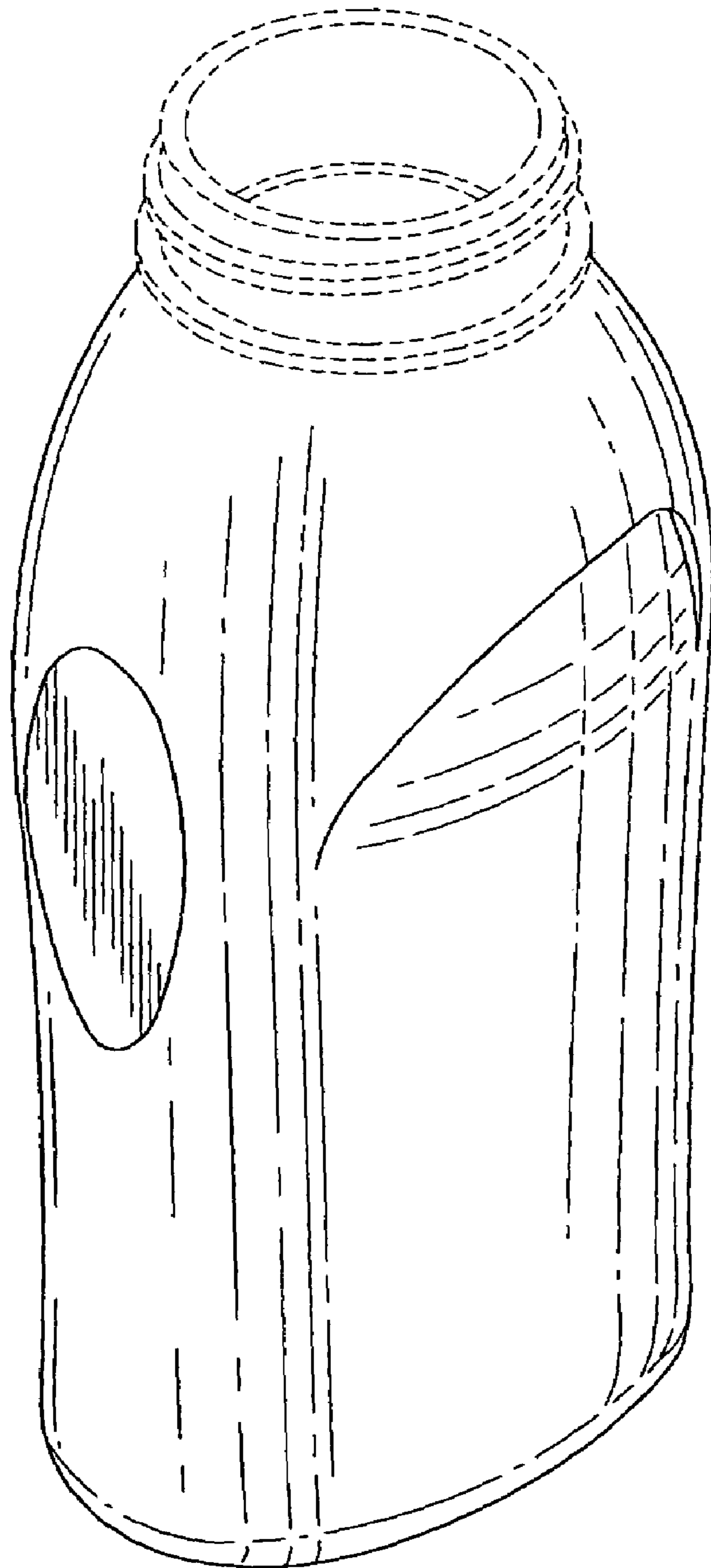


Fig. 1

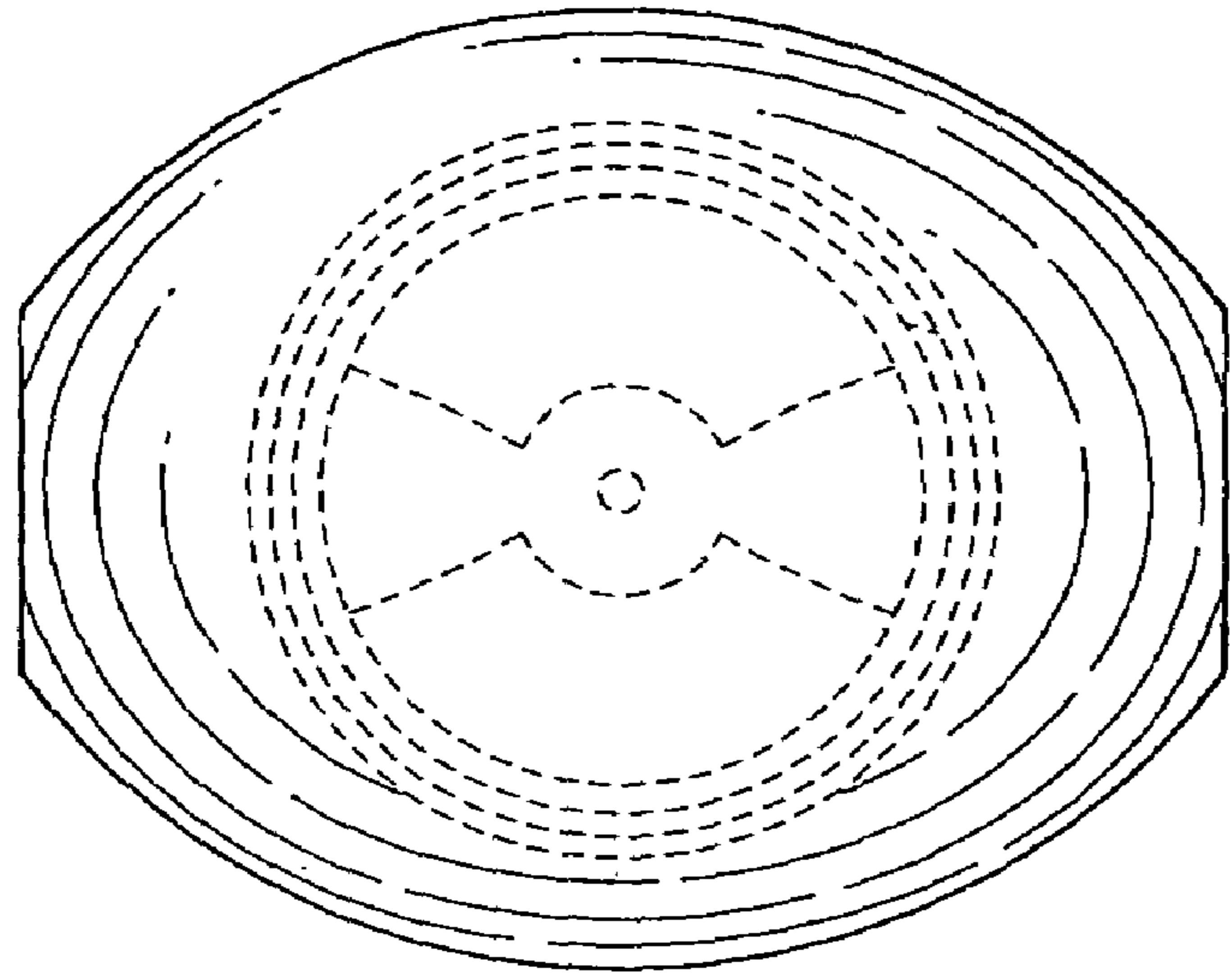


Fig. 2

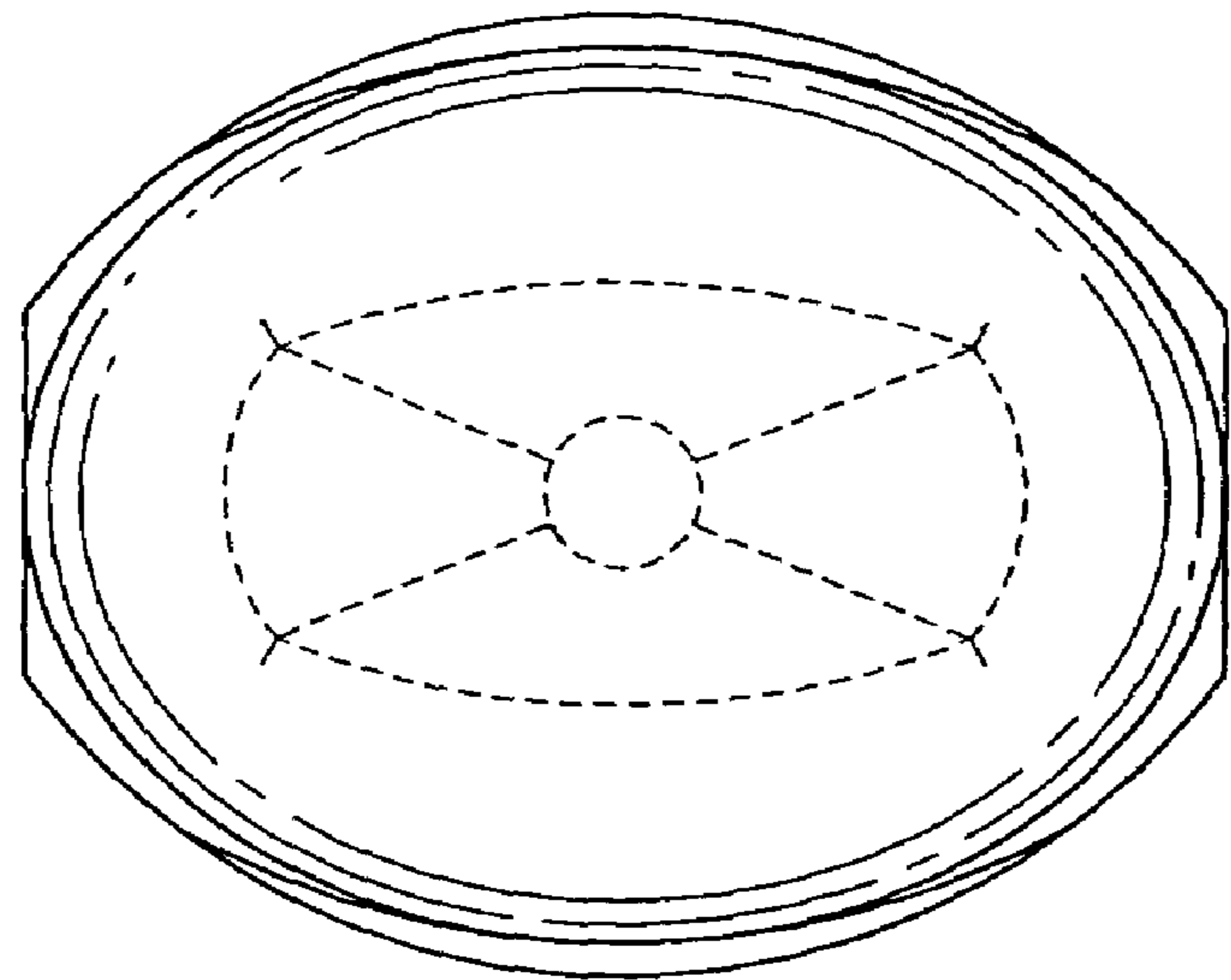


Fig. 3

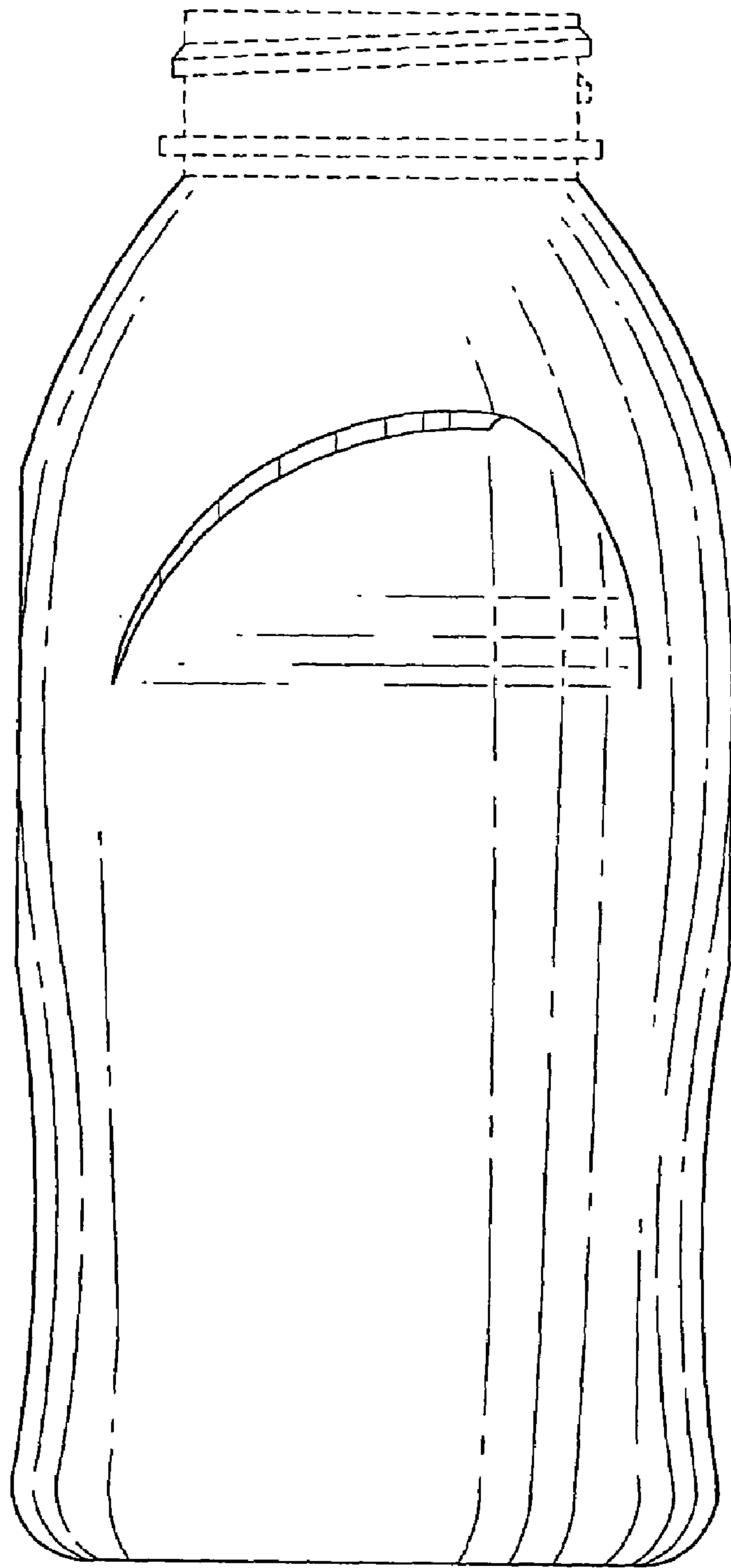


Fig. 4

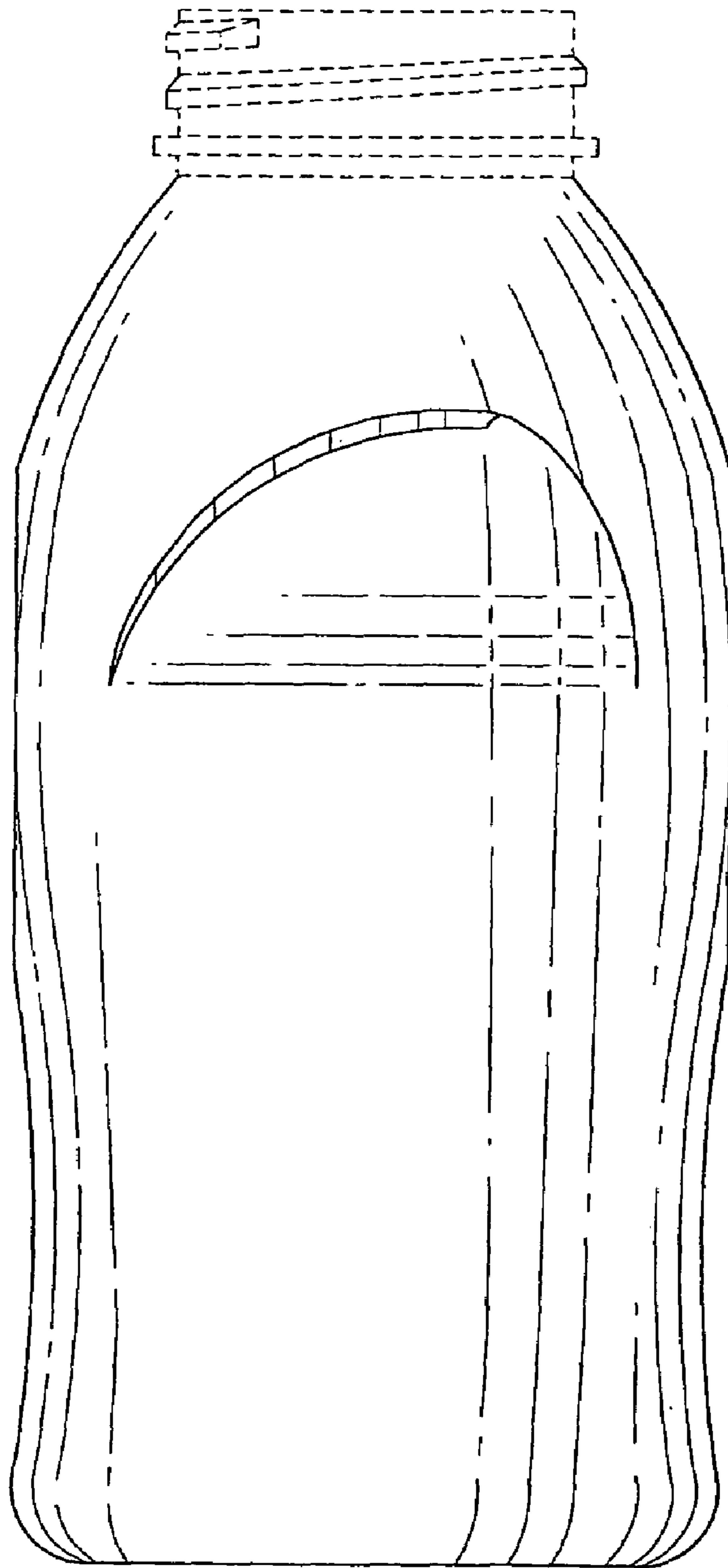


Fig. 5

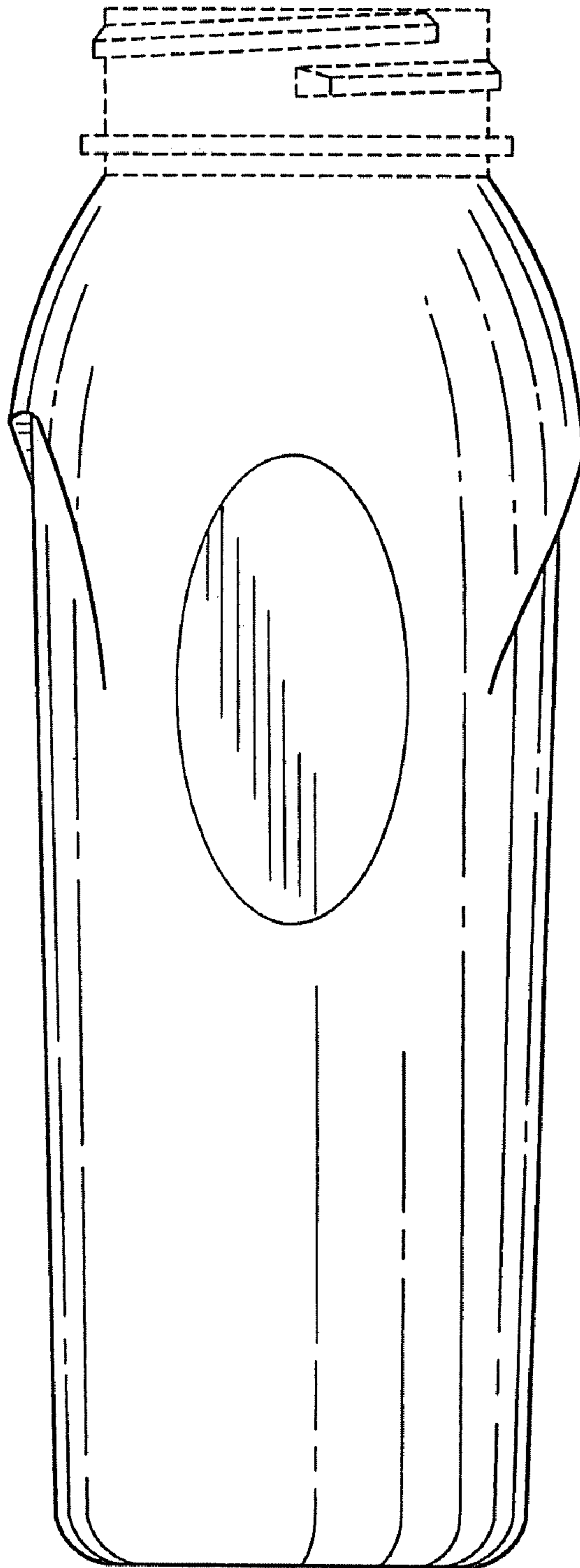


Fig. 6

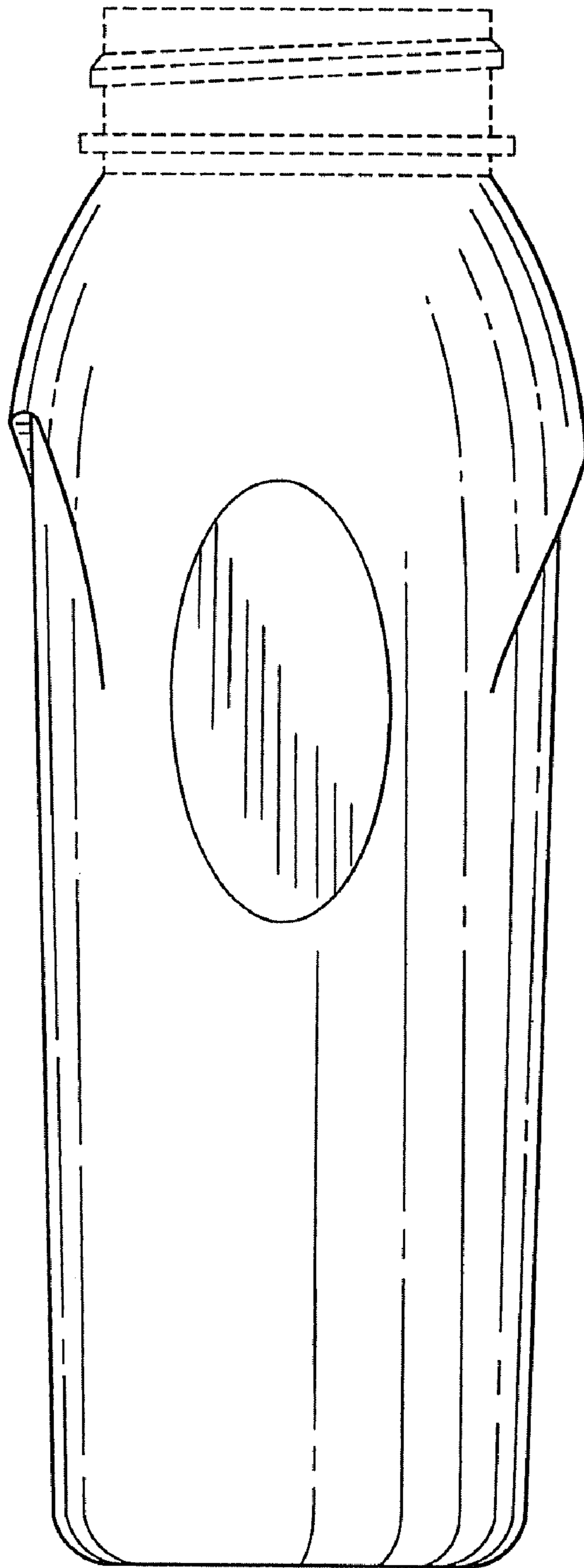


Fig. 7

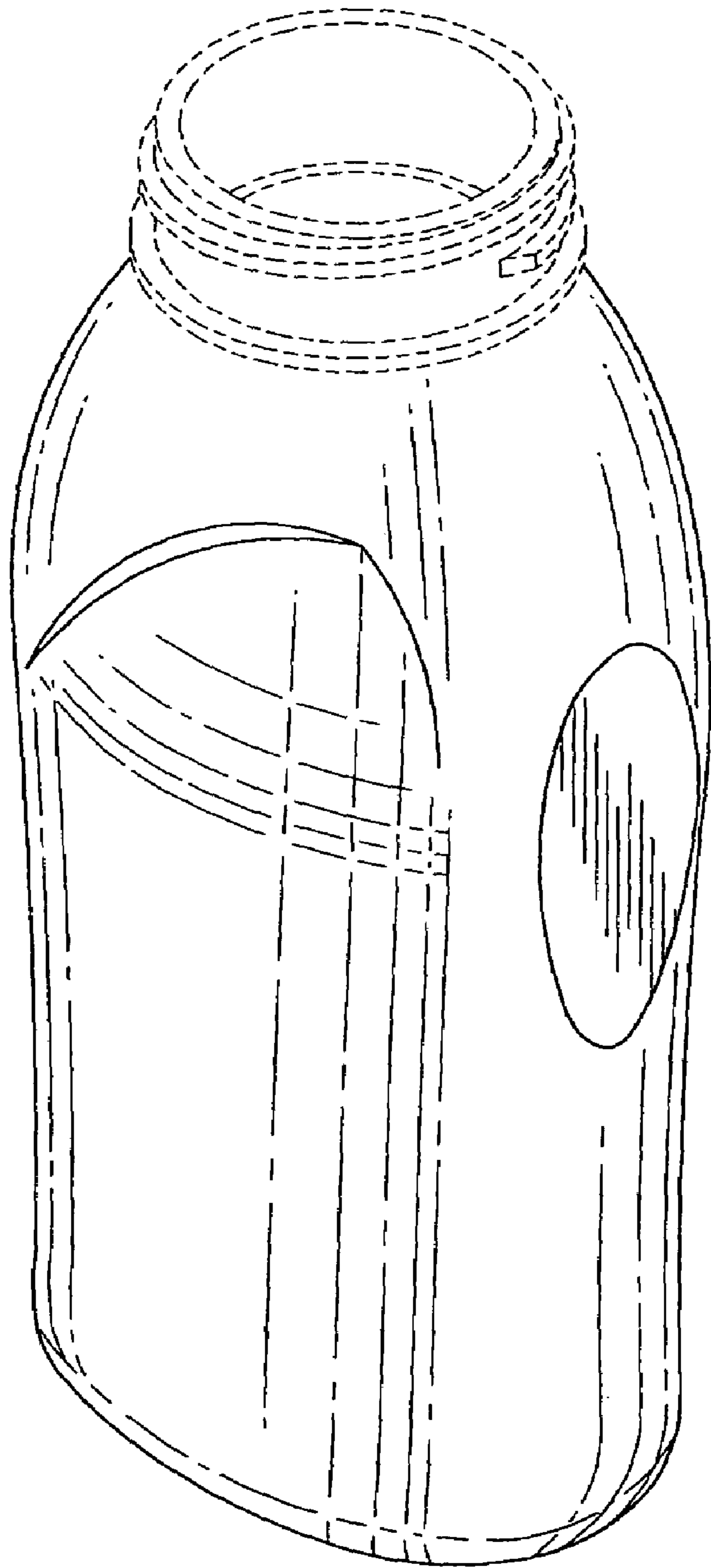


Fig. 8