



US00D553990S

(12) **United States Design Patent**
Mühlhausen

(10) **Patent No.:** **US D553,990 S**

(45) **Date of Patent:** **** Oct. 30, 2007**

(54) **BOTTLE**

(75) Inventor: **Hans Georg Mühlhausen**, Düsseldorf (DE)

(73) Assignee: **Henkel Kommanditgesellschaft auf Aktien**, Düsseldorf (DE)

(**) Term: **14 Years**

(21) Appl. No.: **29/250,801**

(22) Filed: **Dec. 1, 2006**

(51) **LOC (8) Cl.** **09-01**

(52) **U.S. Cl.** **D9/526; D9/563; D9/447; D9/449; D9/454**

(58) **Field of Classification Search** D9/682-694, D9/516, 520, 523-528, 541-543, 563-564, D9/570-575, 447, 449, 454; 215/381-385, 215/396, 398, 400

See application file for complete search history.

(56) **References Cited**

U.S. PATENT DOCUMENTS

- D50,815 S * 5/1917 Lee D9/526
- D129,329 S * 9/1941 Woodley D9/526
- D304,996 S * 12/1989 Hollenberg et al. D9/725
- D308,330 S * 6/1990 Teece D9/543 X
- D308,481 S * 6/1990 Thompson D9/526
- D310,026 S * 8/1990 Verebelyi D9/526 X
- D373,956 S * 9/1996 Terwilleger et al. D9/526
- D375,049 S * 10/1996 Vollborth D9/526
- D382,205 S * 8/1997 Goettner et al. D9/526

- D389,065 S * 1/1998 Goettner D9/526
- D392,568 S * 3/1998 Goettner D9/526
- D402,561 S * 12/1998 Utrup et al. D9/526
- D406,530 S * 3/1999 Bodker et al. D9/526
- D406,531 S * 3/1999 Bodker et al. D9/526
- D414,115 S * 9/1999 Goettner et al. D9/526
- D431,471 S * 10/2000 Large D9/523
- D501,142 S * 1/2005 Pattison D9/526
- D539,668 S * 4/2007 Muhlhausen et al. D9/524 X

FOREIGN PATENT DOCUMENTS

EP 000511175-0001 1/2007

* cited by examiner

Primary Examiner—Carol Rademaker
(74) *Attorney, Agent, or Firm*—Paul & Paul

(57) **CLAIM**

The ornamental design for a bottle, substantially as shown.

DESCRIPTION

FIG. 1 is a top, rear, and right side perspective view embodying my new design;

FIG. 2 is a rear elevational view thereof;

FIG. 3 is a front elevational view thereof;

FIG. 4 is a left side elevational view thereof;

FIG. 5 is a right side elevational view thereof;

FIG. 6 is a top plan thereof; and,

FIG. 7 is a bottom plan view thereof.

1 Claim, 1 Drawing Sheet

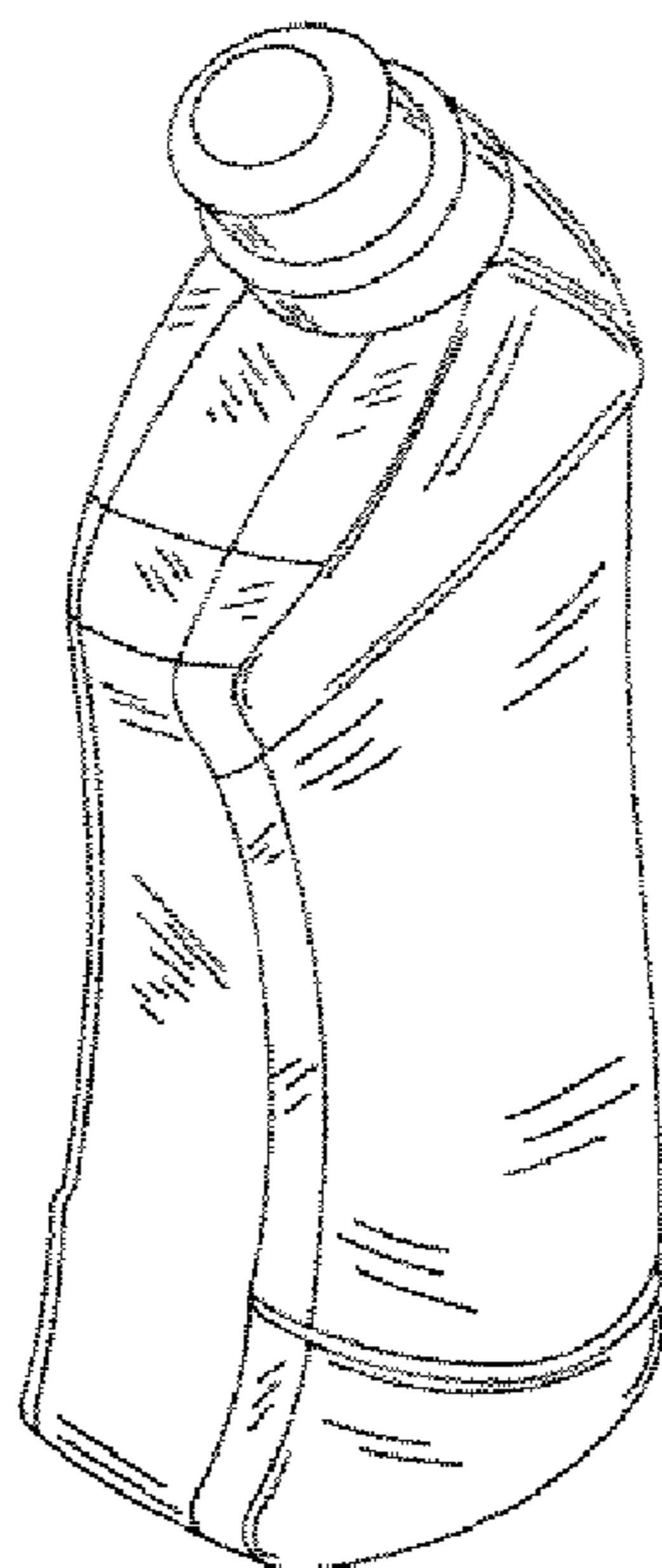


FIG. 1

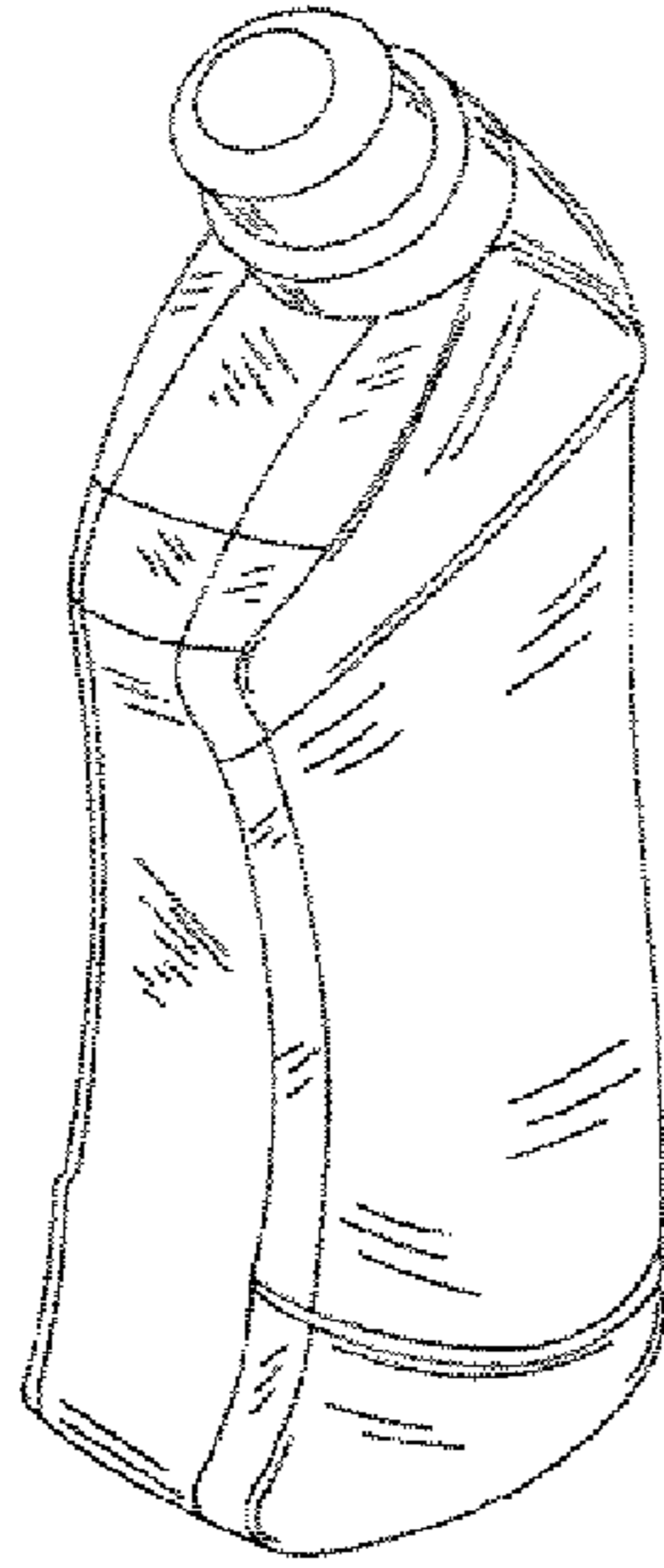


FIG. 2

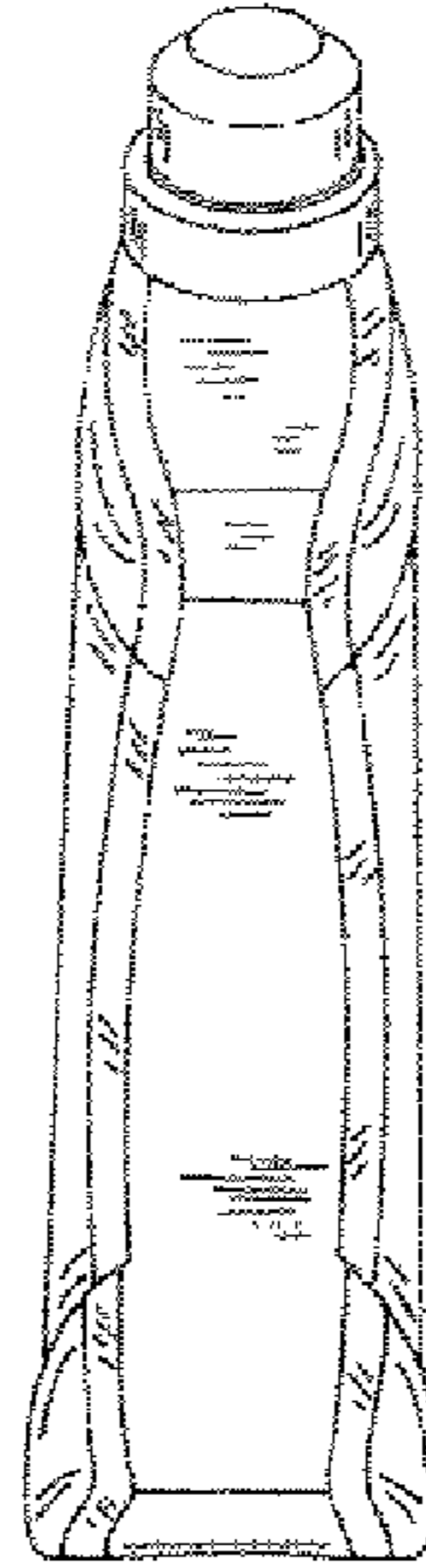


FIG. 3

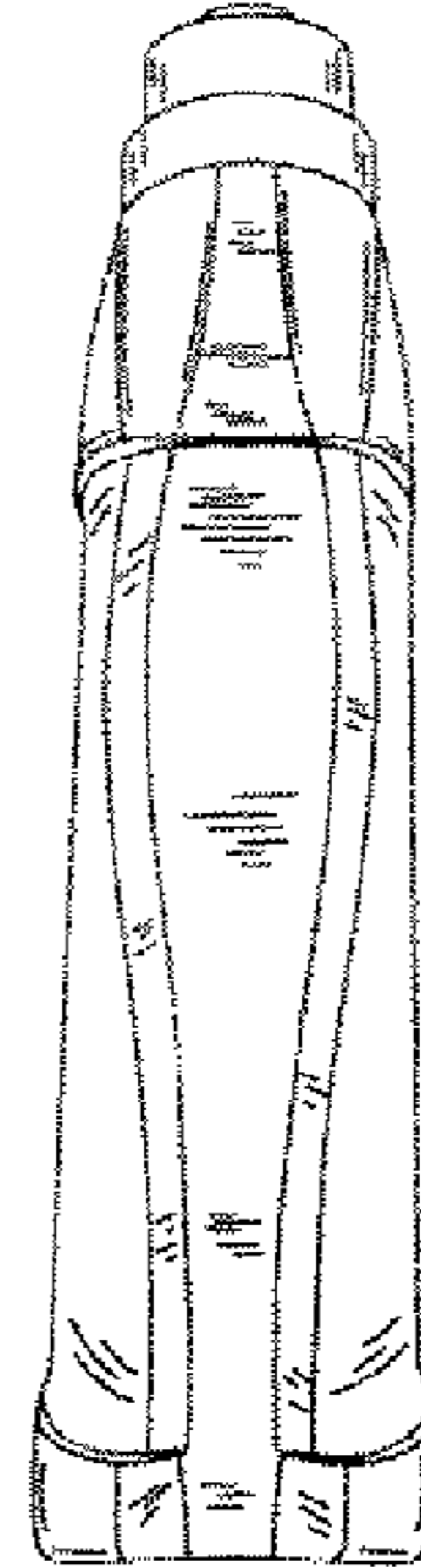


FIG. 4

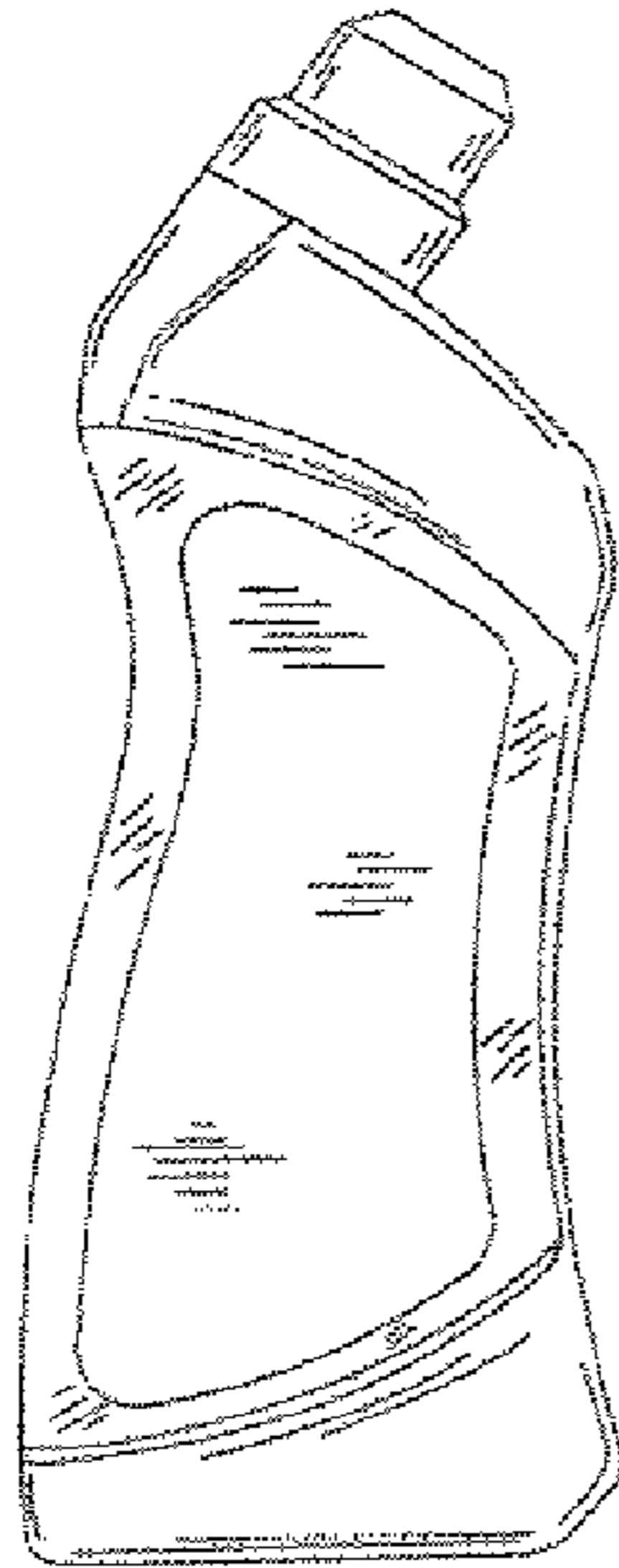


FIG. 5

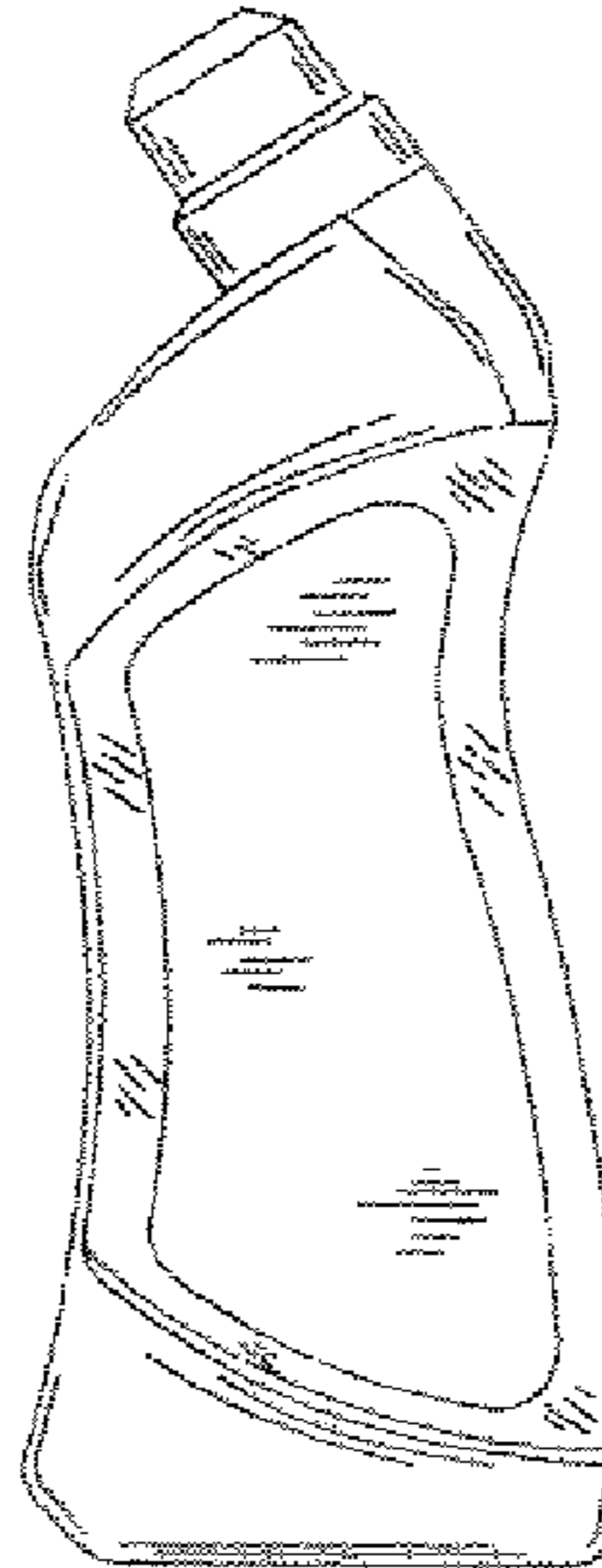


FIG. 6




FIG. 7

