



US00D553978S

(12) **United States Design Patent**
Shiia et al.

(10) **Patent No.:** **US D553,978 S**

(45) **Date of Patent:** **** Oct. 30, 2007**

(54) **PACKAGING BOX**

(75) Inventors: **Masahiro Shiia**, Kariya (JP); **Takao Takaki**, Chiryu (JP); **Hiroyuki Kita**, Tokyo (JP); **Keizo Suenaga**, Ohmiya (JP)

(73) Assignee: **Aisin Seiki Kabushiki Kaisha**, Kariya-Shi, Aichi-Ken (JP)

(**) Term: **14 Years**

(21) Appl. No.: **29/244,368**

(22) Filed: **Dec. 9, 2005**

(30) **Foreign Application Priority Data**

Jun. 14, 2005 (JP) 2005-017221

(51) **LOC (8) Cl.** **09-03**

(52) **U.S. Cl.** **D9/432**

(58) **Field of Classification Search** D9/414,
D9/430-432, 499; 206/459.1, 459.5, 363,
206/438, 440, 441, 575; 229/100, 103.3,
229/124, 126, 128, 153, 800; 220/9.1, 9.2,
220/9.3, 780

See application file for complete search history.

(56) **References Cited**

U.S. PATENT DOCUMENTS

D110,869 S * 8/1938 Kovacs D9/432
D284,450 S * 7/1986 Suzuki et al. D9/432
D311,685 S * 10/1990 Tozawa D9/423
D357,860 S * 5/1995 Lee D9/432
D377,144 S * 1/1997 Sawa D9/432
D391,481 S * 3/1998 Oxley D9/432
D428,335 S * 7/2000 Toyota et al. D9/432
D453,002 S * 1/2002 Mansau D9/432

D453,682 S * 2/2002 Kusumi et al. D9/432
D453,683 S * 2/2002 Kusumi et al. D9/432
D482,608 S * 11/2003 Krebsbach et al. D9/624
D495,253 S * 8/2004 Hamuro et al. D9/432
D496,859 S * 10/2004 Hamuro et al. D9/432

FOREIGN PATENT DOCUMENTS

RU 54609 6/2004

* cited by examiner

Primary Examiner—Stella Reid

Assistant Examiner—Mark Goodwin

(74) *Attorney, Agent, or Firm*—Buchanan Ingersoll & Rooney PC

(57) **CLAIM**

The ornamental design for a packaging box, as shown and described.

DESCRIPTION

The file of this patent contains at least one drawing executed in color. Copies of this patent with color drawing(s) will be provided by the Patent and Trademark Office upon request and payment of the necessary fee.

FIG. 1 is a front perspective view of a packaging box showing our new design.

FIG. 2 is a front elevational view thereof.

FIG. 3 is a rear elevational view thereof


FIG. 4 is a top plan view thereof.

FIG. 5 is a bottom plan view thereof.

FIG. 6 is a right side elevational view thereof; and,

FIG. 7 is a left side elevational view thereof.

1 Claim, 2 Drawing Sheets
(2 of 2 Drawing Sheet(s) Filed in Color)






FIG. 1




FIG. 2




FIG. 3




FIG. 4




FIG. 5




FIG. 6




FIG. 7