



US00D553969S

(12) **United States Design Patent**
Allsopp

(10) **Patent No.:** **US D553,969 S**

(45) **Date of Patent:** **** Oct. 30, 2007**

(54) **CLIP**

(75) **Inventor:** **Reginald Charles Allsopp**, Stockport (GB)

(73) **Assignee:** **Louver-Lite Limited**, Cheshire (GB)

(**) **Term:** **14 Years**

(21) **Appl. No.:** **29/252,881**

(22) **Filed:** **Jan. 30, 2006**

(30) **Foreign Application Priority Data**

Dec. 8, 2005 (EM) 000448733-0001

(51) **LOC (8) Cl.** **08-08**

(52) **U.S. Cl.** **D8/394; D8/395**

(58) **Field of Classification Search** D8/356,
D8/371, 394-396; D19/65, 56; 24/22, 67 R,
24/20 S, 115 R, 546, 563, 910, 343, 67.9;
248/74.2, 215, 227.1, 49, 300, 301, 316.7,
248/51, 489

See application file for complete search history.

(56) **References Cited**

U.S. PATENT DOCUMENTS

3,724,792 A * 4/1973 Thalenfeld 248/220.41
D234,337 S * 2/1975 Block D8/382
5,000,242 A 3/1991 Coddens

5,282,504 A 2/1994 Anderson et al.
6,378,828 B1 * 4/2002 Valiulis et al. 248/231.81
D490,695 S * 6/2004 DeBiasio, Jr. D8/373
D492,189 S * 6/2004 Weremchuk et al. D8/371
6,817,401 B2 11/2004 Sun et al.
2004/0211531 A1 10/2004 Dybdahl
2004/0238131 A1 12/2004 Eveland

FOREIGN PATENT DOCUMENTS

EP 0942141 9/1999

* cited by examiner

Primary Examiner—Louis S. Zarfaz
Assistant Examiner—John Windmuller

(74) *Attorney, Agent, or Firm*—Haugen Law Firm PLLP

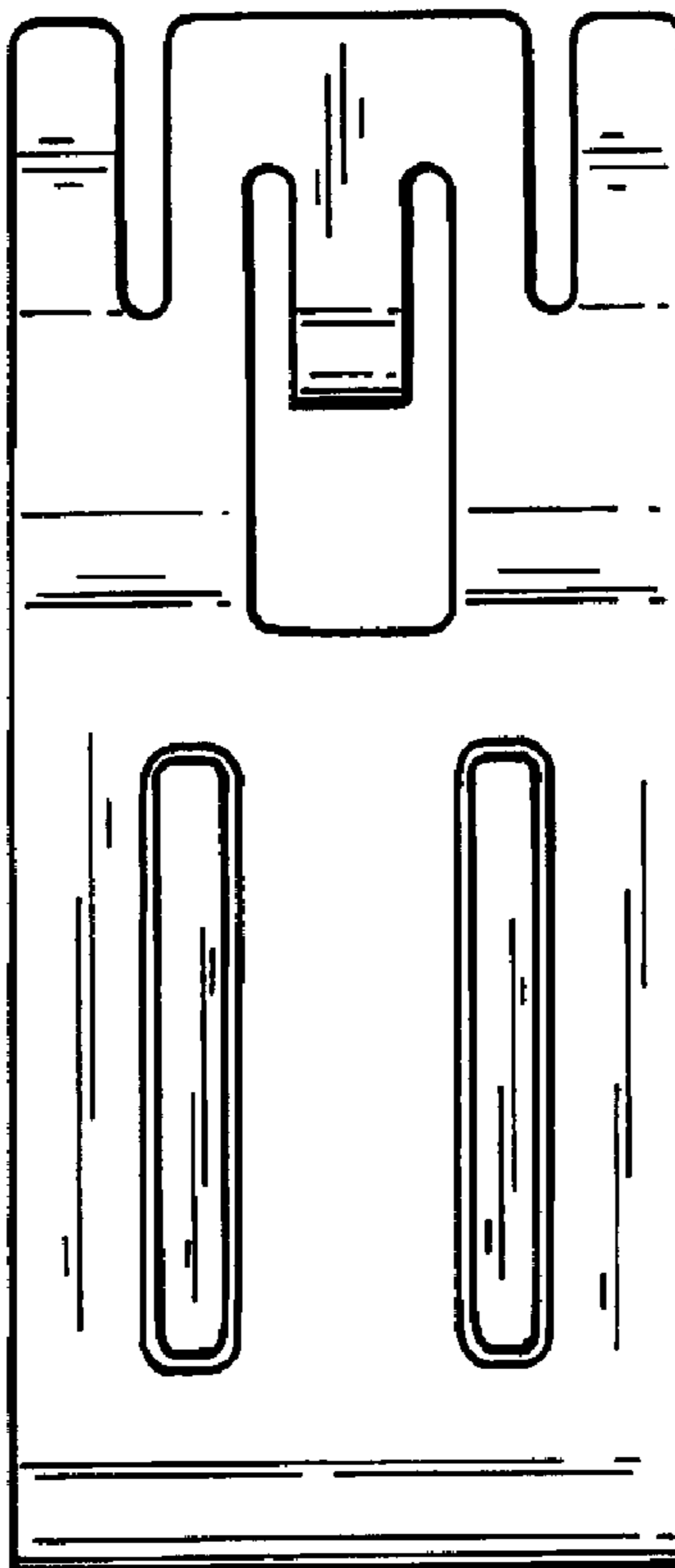
(57) **CLAIM**

The ornamental design for a clip, as shown and described.

DESCRIPTION

FIG. 1 is a rear elevational view of the present invention;
FIG. 2 is a side view of the present invention;
FIG. 3 is a front elevational view of the present invention;
FIG. 4 is a front perspective view of the present invention;
FIG. 5 is a bottom view of the present invention; and,
FIG. 6 is a rear perspective view of the present invention.

1 Claim, 2 Drawing Sheets



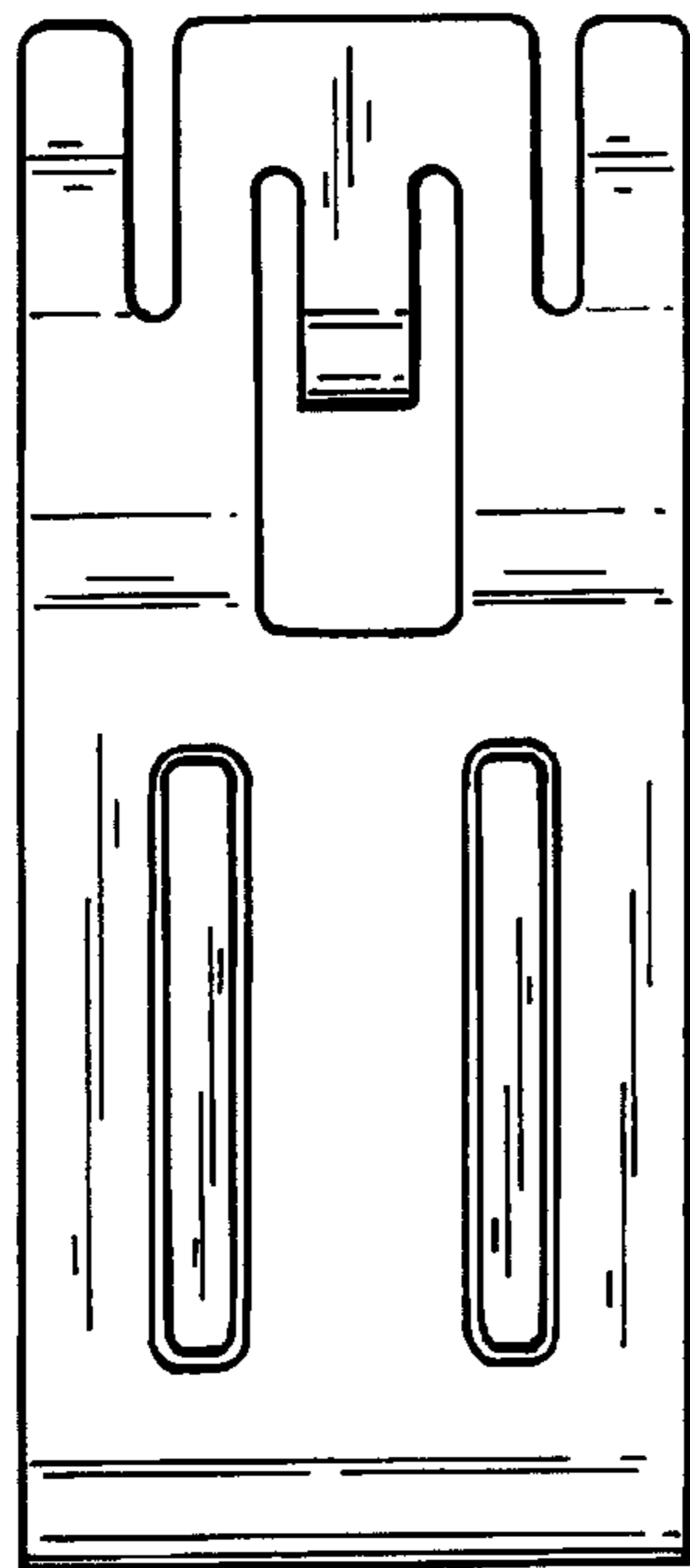


Fig. 1

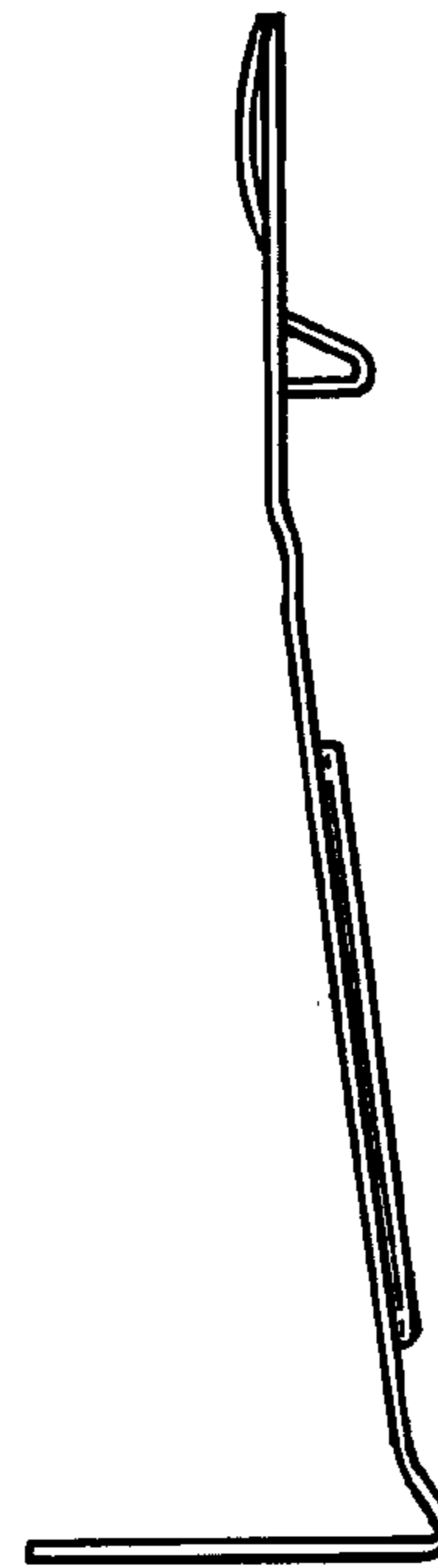


Fig. 2

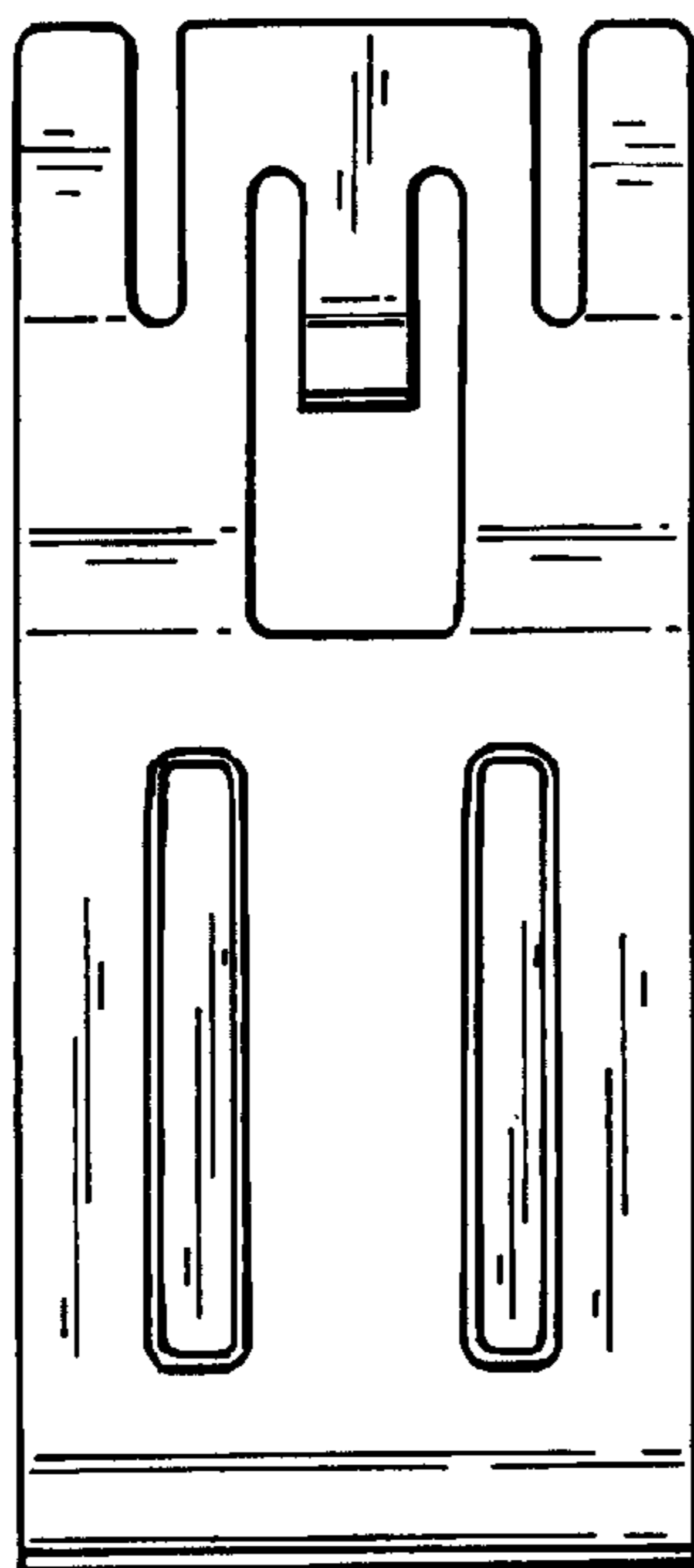


Fig. 3




Fig. 4

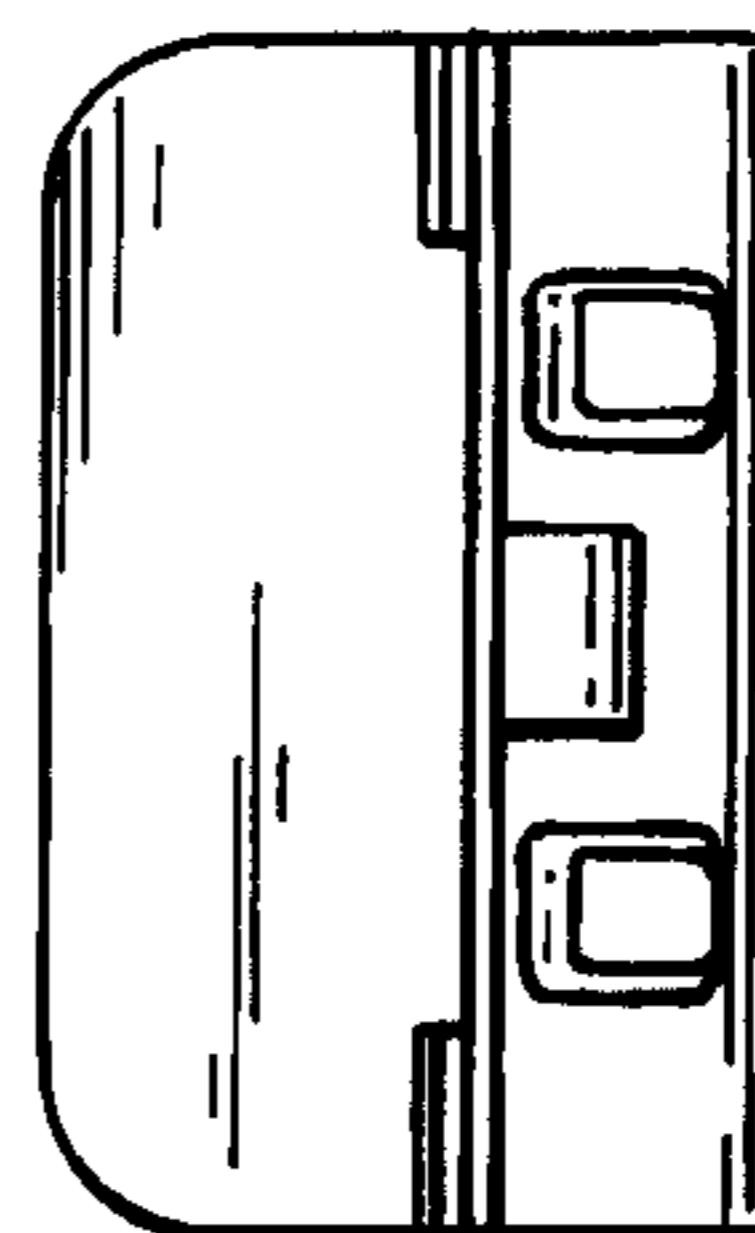


Fig. 5

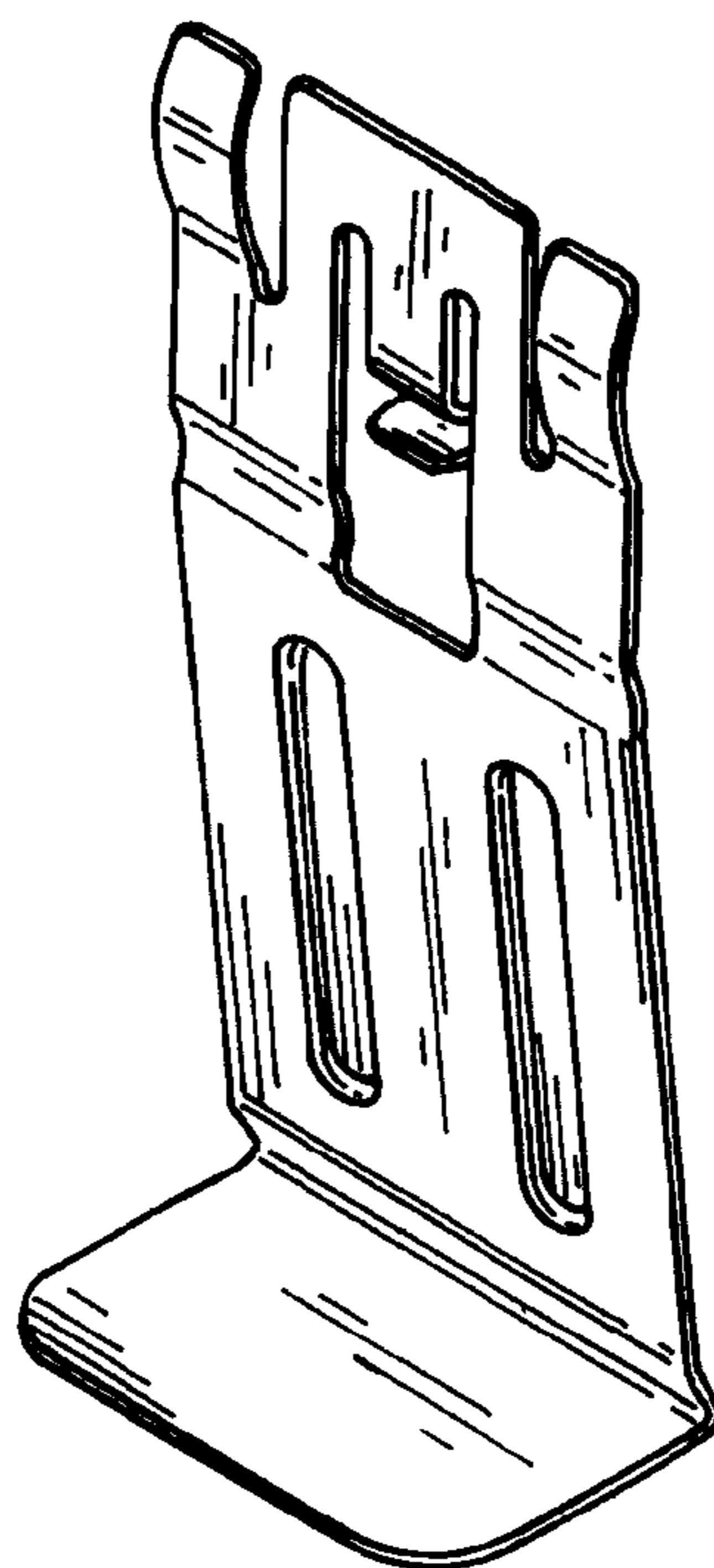


Fig. 6