

US00D553964S

(12) **United States Design Patent** (10) **Patent No.:** **US D553,964 S**
Ellbogen (45) **Date of Patent:** **** Oct. 30, 2007**

(54) **DRAPERY ROD FINIAL**

(75) Inventor: **Ian Ellbogen**, Montreal (CA)

(73) Assignee: **Claire Fabrics (1996) Inc.**, Montréal,
Québec (CA)

(**) Term: **14 Years**

(21) Appl. No.: **29/256,031**

(22) Filed: **Mar. 16, 2006**

(51) **LOC (8) Cl.** **08-05**

(52) **U.S. Cl.** **D8/378**

(58) **Field of Classification Search** D8/380,
D8/373, 376, 307, 353, 352, 367, 378, 310,
D8/DIG. 2; D23/250, 238, 407; D26/154;
248/262, 261, 264, 251, 200; 160/348; 211/105.1,
211/105.2; D6/550, 505, 393; D11/181
See application file for complete search history.

(56) **References Cited**

U.S. PATENT DOCUMENTS

D7,093 S * 1/1874 Gorman D8/310
D63,171 S * 10/1923 Fudge D8/310
D204,599 S * 5/1966 Adams D8/310
D204,741 S * 5/1966 Adams D8/310

D347,784 S * 6/1994 Warshawsky D8/378
D404,292 S * 1/1999 Weber D8/378
D505,860 S * 6/2005 Graves et al. D8/378

* cited by examiner

Primary Examiner—Robert M. Spear

Assistant Examiner—Susan Bennett Hattan

(74) *Attorney, Agent, or Firm*—Ogilvy Renault LLP

(57) **CLAIM**

The ornamental design for a drapery rod finial, as shown and described.

DESCRIPTION

FIG. 1 is a side perspective view of a drapery rod finial in accordance with my new design, shown on a drapery rod drawn in broken lines and forming no part of the claimed design;

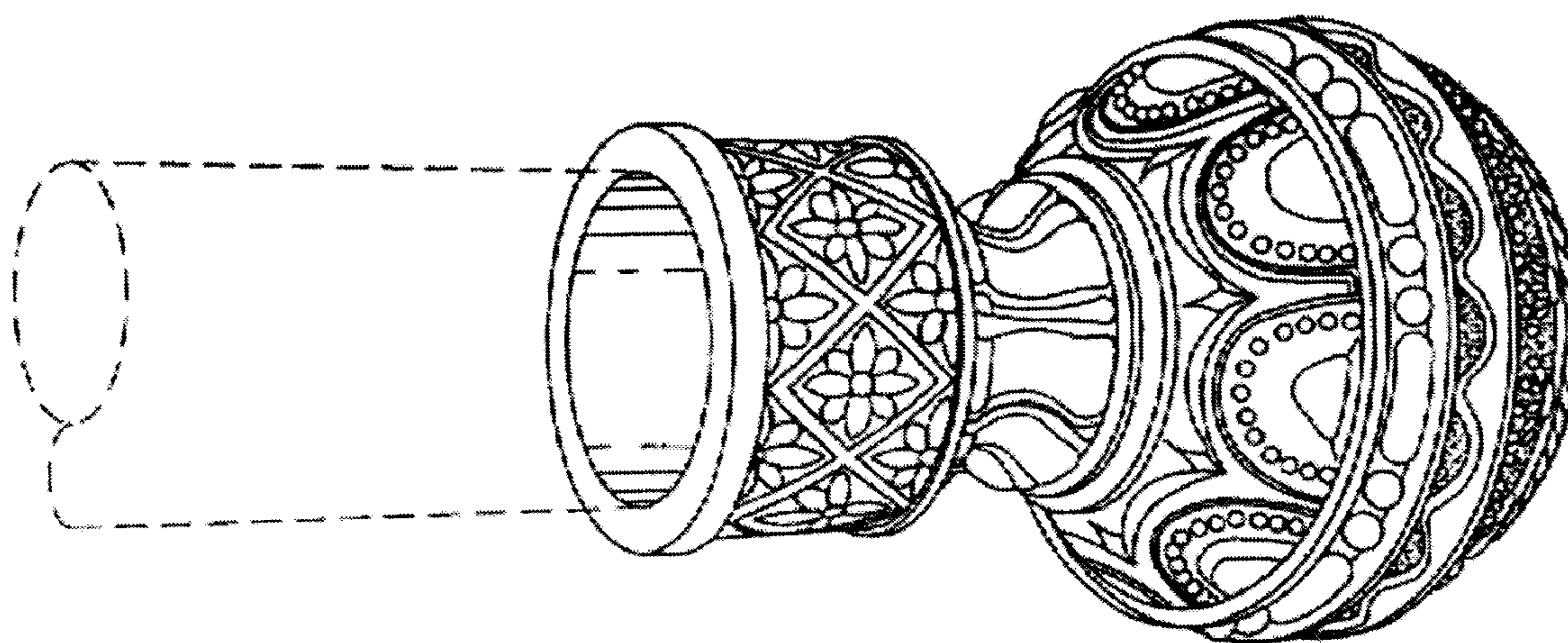
FIG. 2 is a side perspective view of the finial of FIG. 1 from an opposed side;

FIG. 3 is a side elevational view of the finial of FIG. 1, the opposite side view being identical;

FIG. 4 is a front view of the finial of FIG. 1; and,

FIG. 5 is a rear view of the finial of FIG. 1.

1 Claim, 4 Drawing Sheets



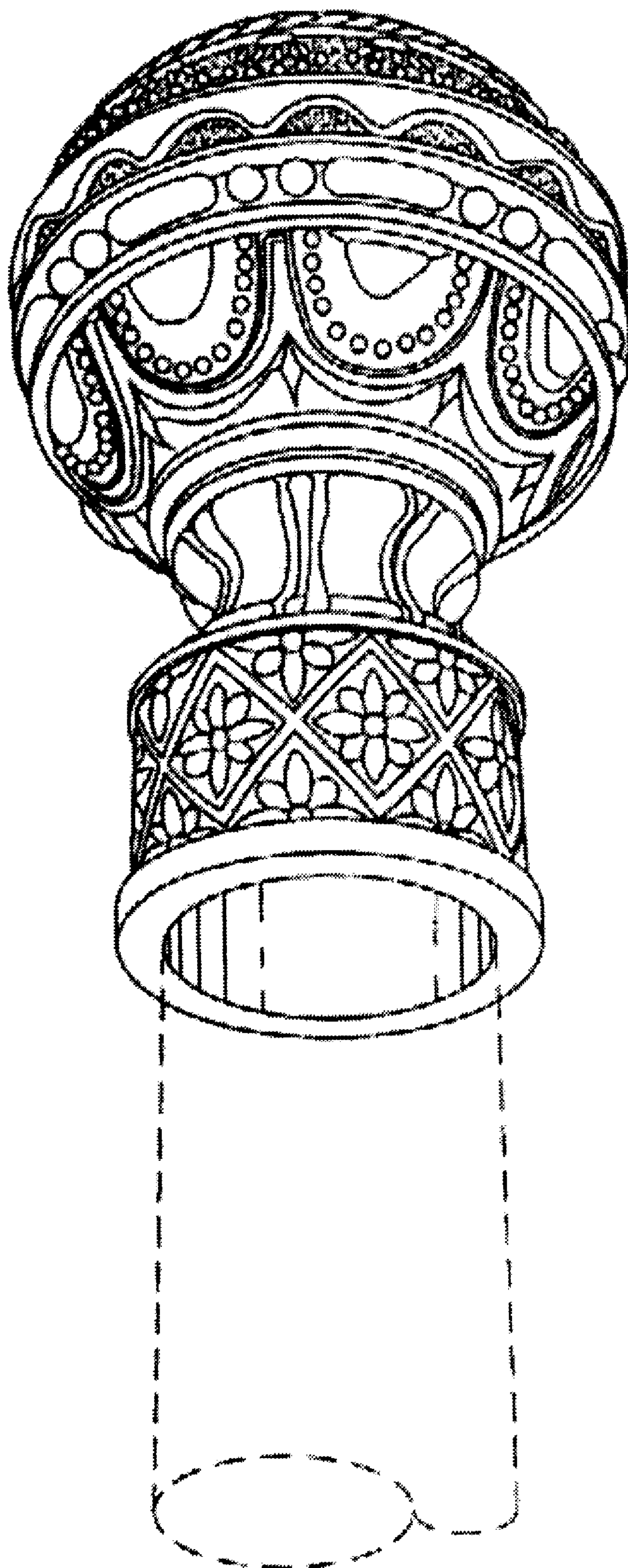


Fig. 1




Fig. 2




Fig. 3




Fig. 4




Fig. 5