



US00D553943S

(12) **United States Design Patent**
Jou

(10) **Patent No.:** **US D553,943 S**

(45) **Date of Patent:** **** Oct. 30, 2007**

(54) **CABINET HANDLE**

(76) Inventor: **Benjamin S. Jou**, 3F-2, No. 100
Hui-Wen Seventh Street, Taichung
(TW)

(**) Term: **14 Years**

(21) Appl. No.: **29/247,886**

(22) Filed: **Jul. 18, 2006**

(51) **LOC (8) Cl.** **08-06**

(52) **U.S. Cl.** **D8/305; D8/316**

(58) **Field of Classification Search** D8/300-302,
D8/305, 315-320; D7/393-394, 395-396.1;
D23/250-252; D3/276, 279, 282, 291; 292/347,
292/356, 336.3; 16/110.1, 412-414, 415-420,
16/441; D99/1

See application file for complete search history.

(56) **References Cited**

U.S. PATENT DOCUMENTS

D36,523 S * 8/1903 Weber D7/396.1
D192,350 S * 3/1962 Hazenberg D8/315

D196,036 S * 8/1963 Louis D8/319
D333,968 S * 3/1993 Mattson et al. D8/317
D355,835 S * 2/1995 Chieda D8/305
D361,707 S * 8/1995 Chieda D8/305
D411,794 S * 7/1999 O'Neil D8/305

* cited by examiner

Primary Examiner—Paula A. Greene

(74) *Attorney, Agent, or Firm*—Price Heneveld Cooper
Dewitt & Litton LLP

(57) **CLAIM**

The ornamental design for a cabinet handle, as shown and described.

DESCRIPTION

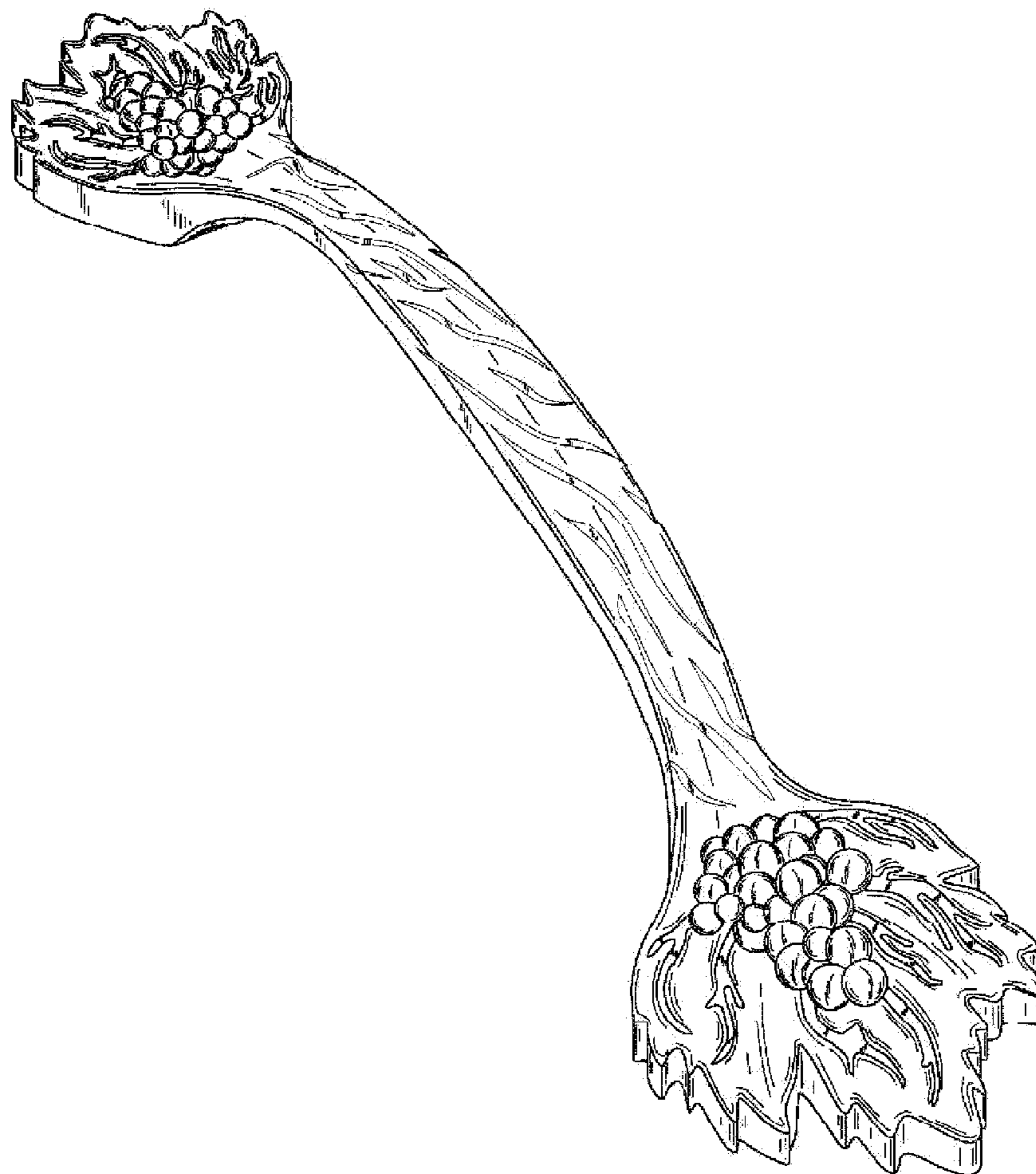
FIG. 1 is a perspective view of the cabinet handle showing my new design;

FIG. 2 is a side view thereof;

FIG. 3 is a top view thereof, the undisclosed bottom is not part of the claimed design; and,

FIG. 4 is a front view thereof.

1 Claim, 4 Drawing Sheets



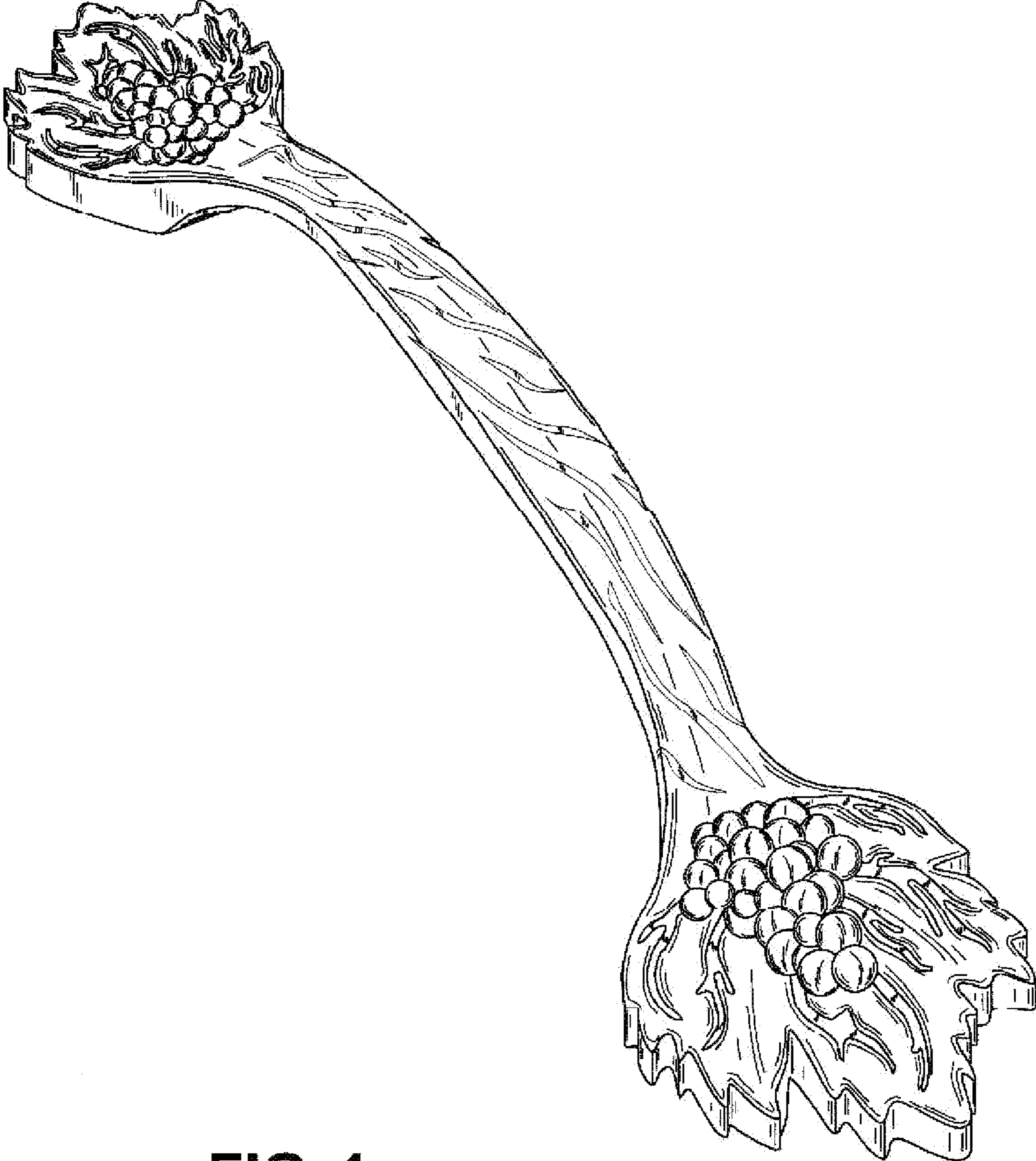


FIG. 1

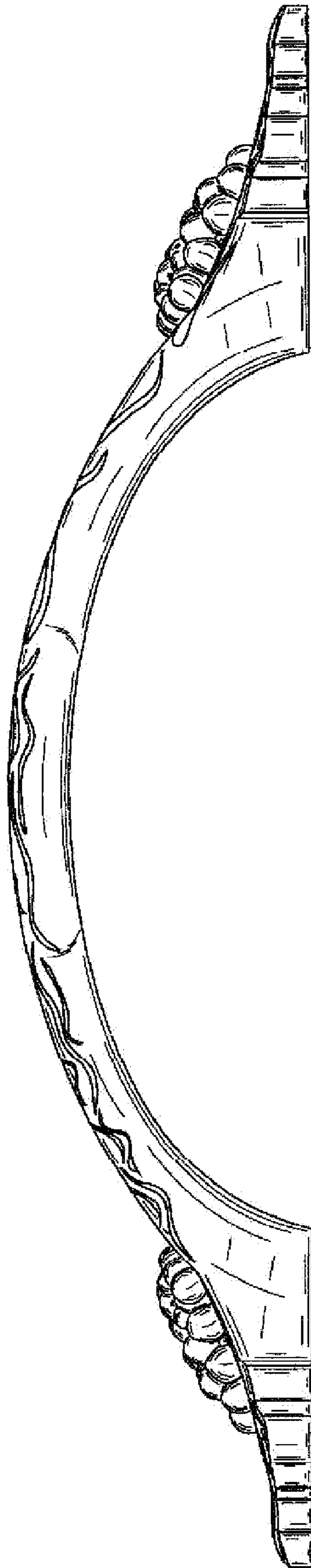


FIG. 2

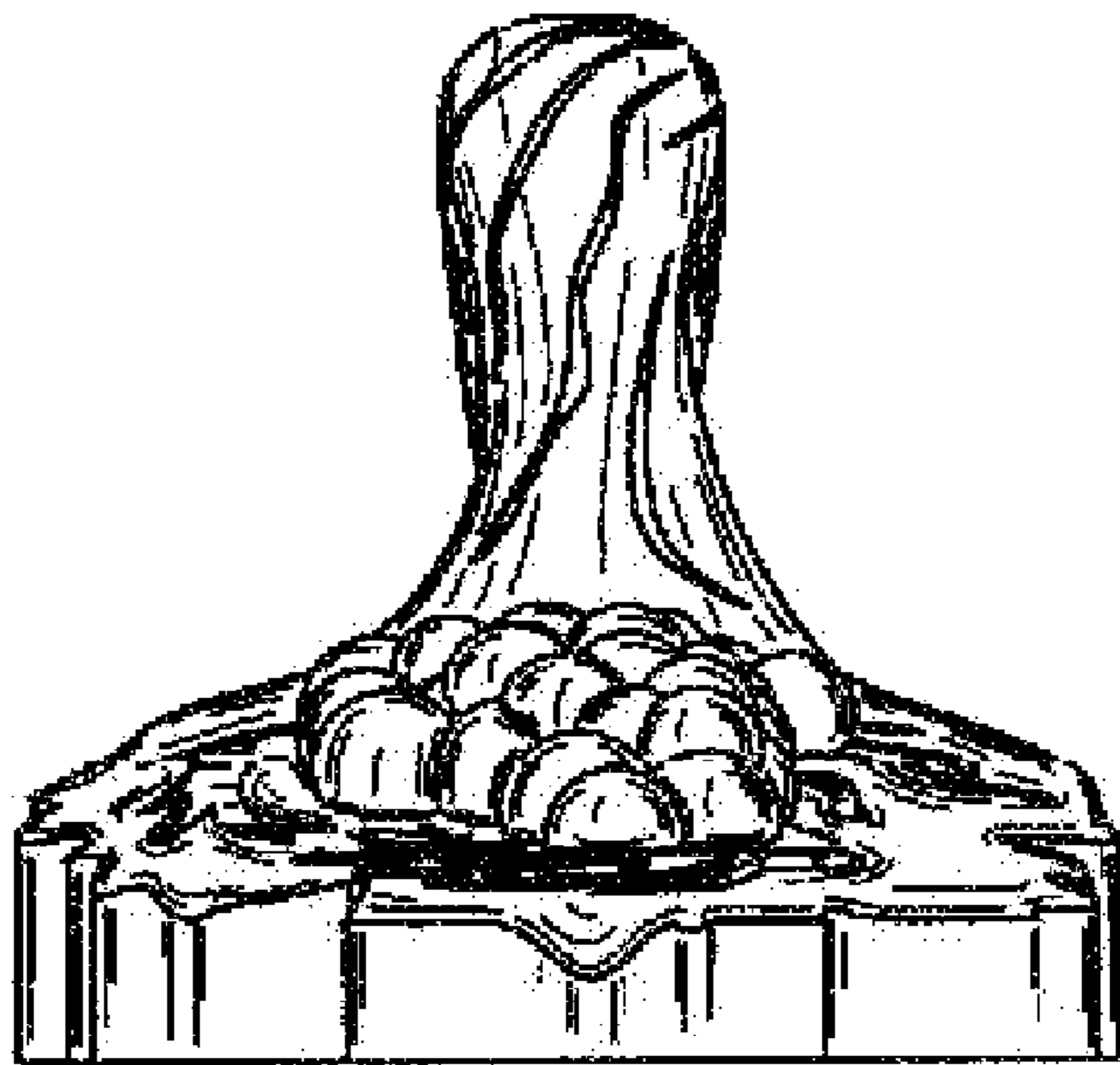


FIG. 3

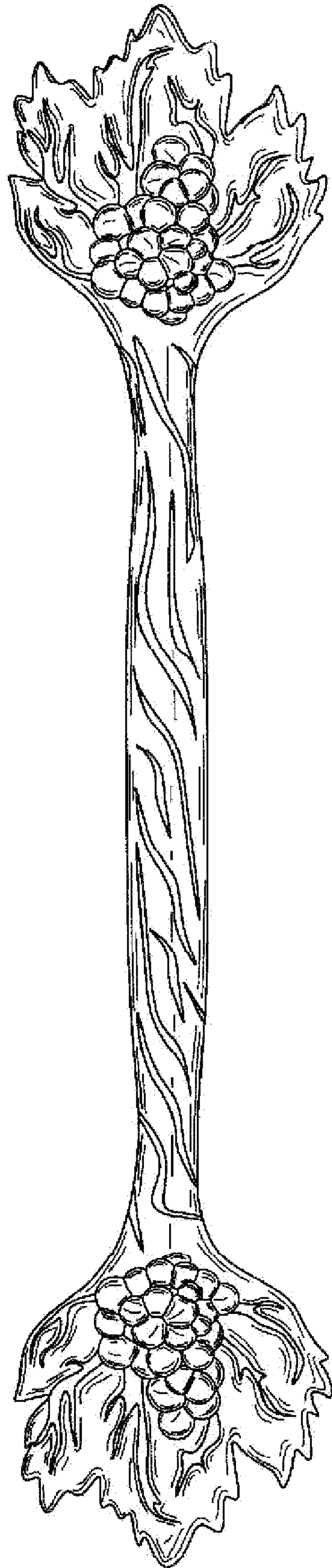


FIG. 4