



US00D553942S

(12) **United States Design Patent**  
**Jou**

(10) **Patent No.:** **US D553,942 S**

(45) **Date of Patent:** **\*\* Oct. 30, 2007**

(54) **CABINET PULL**

(76) Inventor: **Benjamin S. Jou**, Taichung (TW)

(\*\*) Term: **14 Years**

(21) Appl. No.: **29/247,879**

(22) Filed: **Jul. 18, 2006**

(51) **LOC (8) Cl.** ..... **08-06**

(52) **U.S. Cl.** ..... **D8/305; D8/310**

(58) **Field of Classification Search** ..... D8/300-302,  
D8/305, 307, 310, 315-320, 350, 352, 353;  
D23/250-254; 16/110.1, 412, 414-420;  
D7/393, 395; 292/247

See application file for complete search history.

(56) **References Cited**

**U.S. PATENT DOCUMENTS**

D196,294 S *	9/1963	Zola	.....	D8/307
D198,522 S *	6/1964	Clayton	.....	D8/305
D201,869 S *	8/1965	Heyer	.....	D8/305
D206,373 S *	12/1966	James et al.	.....	D8/310
D238,241 S *	12/1975	Ziskin et al.	.....	D7/393

D257,215 S *	10/1980	Withers et al.	.....	D8/310
D415,405 S *	10/1999	O'Neil	.....	D8/305
D418,387 S *	1/2000	O'Neil	.....	D8/310
D471,073 S *	3/2003	Fields	.....	D8/310

\* cited by examiner

*Primary Examiner*—Paula A. Greene

(74) *Attorney, Agent, or Firm*—Price Heneveld Cooper DeWitt & Litton LLP

(57) **CLAIM**

The ornamental design for a cabinet pull, as shown and described.

**DESCRIPTION**

FIG. 1 is a perspective view of a cabinet pull showing my new design;


FIG. 2 is a first side view thereof;

FIG. 3 is an opposite side view thereof; and,

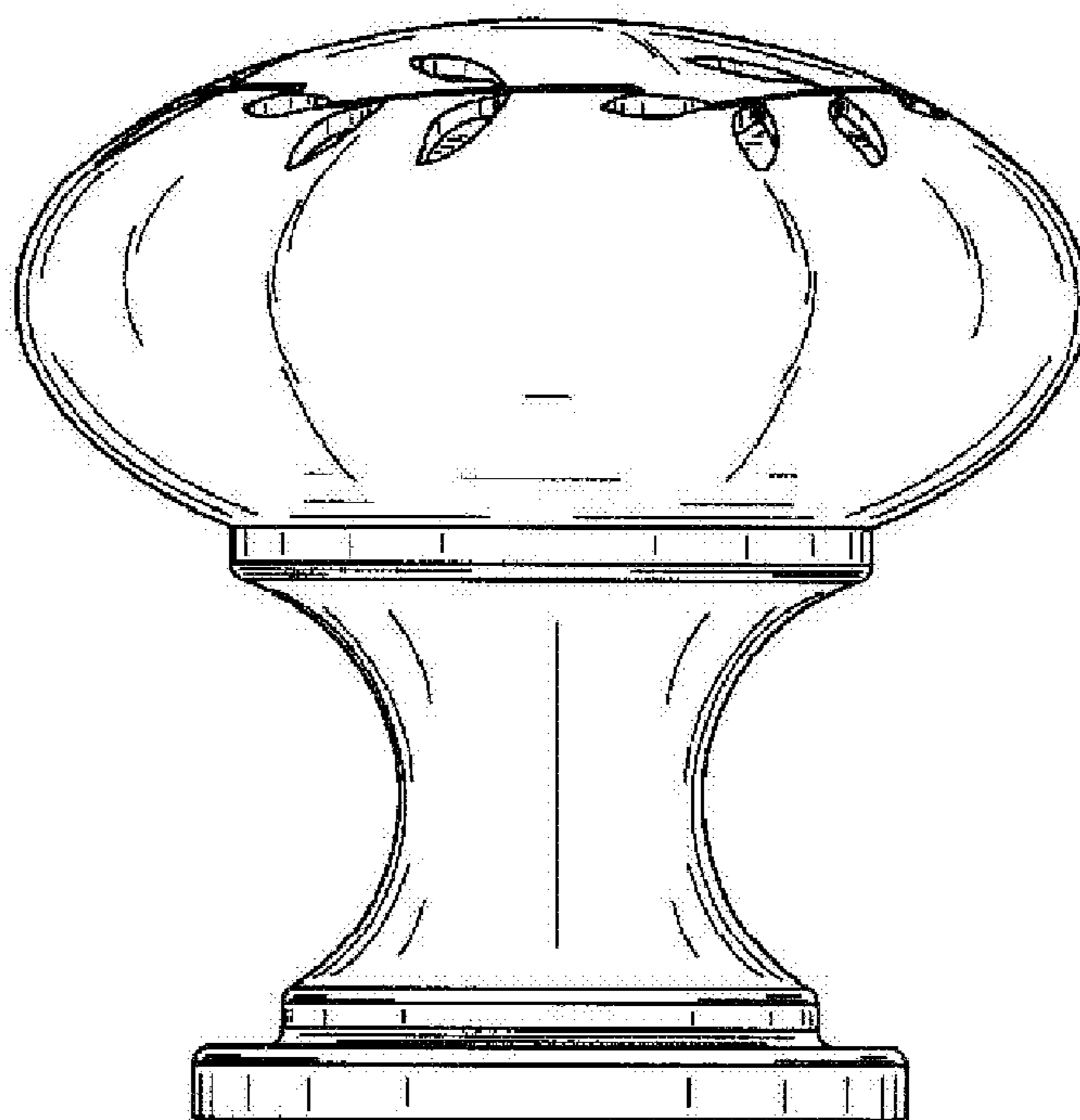
FIG. 4 is a top view thereof.

**1 Claim, 3 Drawing Sheets**






**FIG. 1**



**FIG. 2**



**FIG. 3**



**FIG. 4**