



US00D553935S

(12) **United States Design Patent**
Cantlon et al.

(10) **Patent No.:** **US D553,935 S**

(45) **Date of Patent:** **** Oct. 30, 2007**

(54) **TOOL DISPENSER**

D486,375 S * 2/2004 Lin D8/107
D526,185 S * 8/2006 Hung D8/107

(75) Inventors: **Nathan C. Cantlon**, Charlo, MT (US);
Jesse Croft, Ronan, MT (US); **W.**
Robert Cornwell, Ronan, MT (US);
David Tyler, Ronan, MT (US)

* cited by examiner

Primary Examiner—T. Chase Nelson
(74) *Attorney, Agent, or Firm*—Christensen O'Connor
Johnson Kindness PLLC

(73) Assignee: **Jore Corporation**, Pasco, WA (US)

(**) Term: **14 Years**

(57) **CLAIM**

(21) Appl. No.: **29/230,821**

The ornamental design for a tool dispenser, as shown.

(22) Filed: **May 26, 2005**

DESCRIPTION

(51) **LOC (8) Cl.** **08-05**

FIG. 1 is an isometric view of a tool dispenser constructed
in accordance with the present invention;

(52) **U.S. Cl.** **D8/71**

FIG. 2 is a first end planar view of the tool dispenser of FIG.
1;

(58) **Field of Classification Search** D8/71,
D8/14, 70, 72, 73, 74, 349, 354, 373, 395,
D8/107; D6/553; D15/130, 132, 138, 139,
D15/140, 141, 136; 206/349; 211/70.1,
211/70.6; 248/127, 146, 156; 173/132

FIG. 3 is a second end planar view of the tool dispenser of
FIG. 1;

See application file for complete search history.

FIG. 4 is a first side planar view of the tool dispenser of FIG.
1;

(56) **References Cited**

FIG. 5 is a second side planar view of the tool dispenser of
FIG. 1;

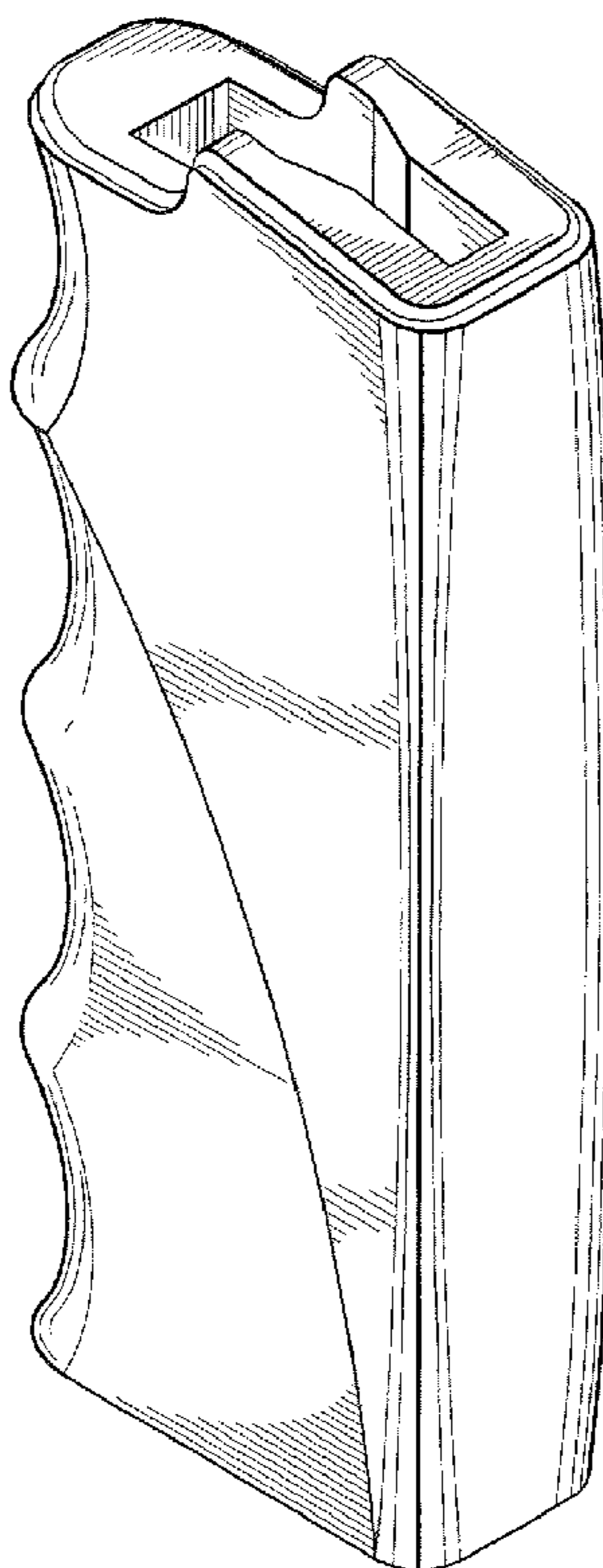
U.S. PATENT DOCUMENTS

D397,125 S * 8/1998 Boisvert D15/140
D398,503 S * 9/1998 DiResta D8/71
D426,135 S * 6/2000 Lee D8/107
D442,446 S * 5/2001 Hortnagl D8/107
D453,465 S * 2/2002 Hsieh D8/107
D482,948 S * 12/2003 Monahan D8/71

FIG. 6 is a top planar view of the tool dispenser of FIG. 1;
and,

FIG. 7 is a bottom planar view of the tool dispenser of FIG.
1.

1 Claim, 2 Drawing Sheets



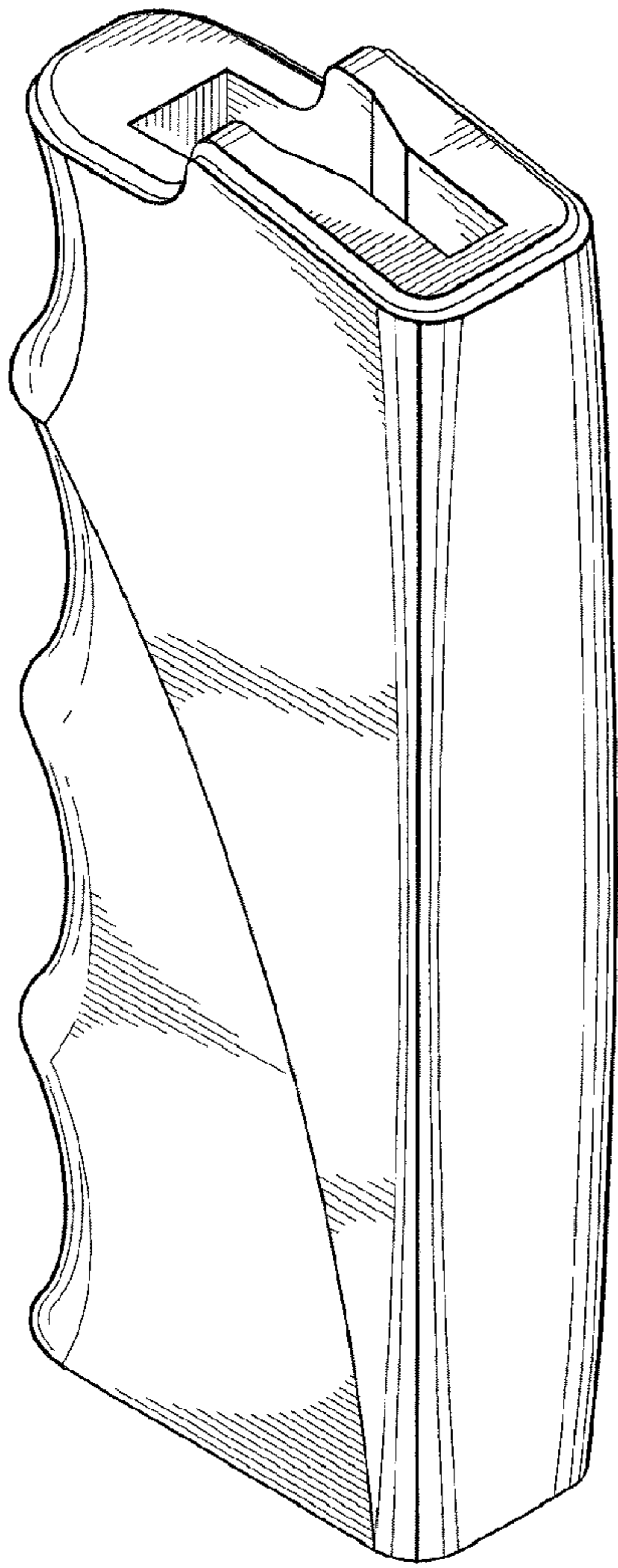


Fig. 1.

Fig. 2.

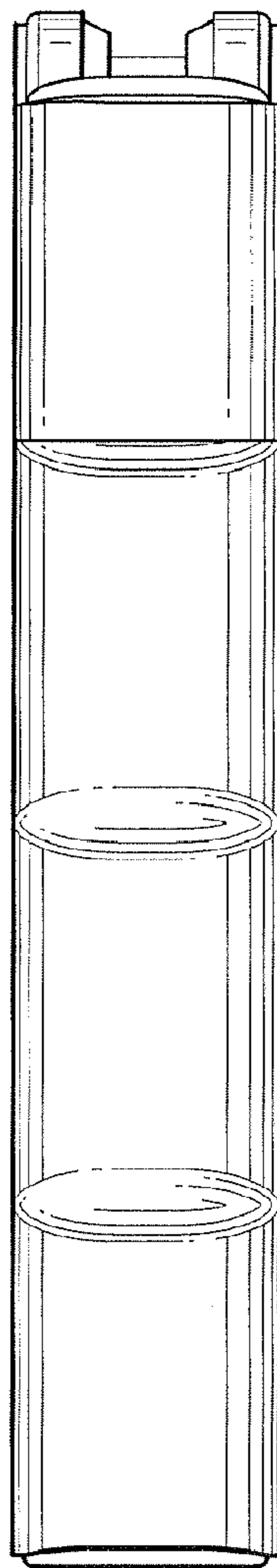



Fig. 3.

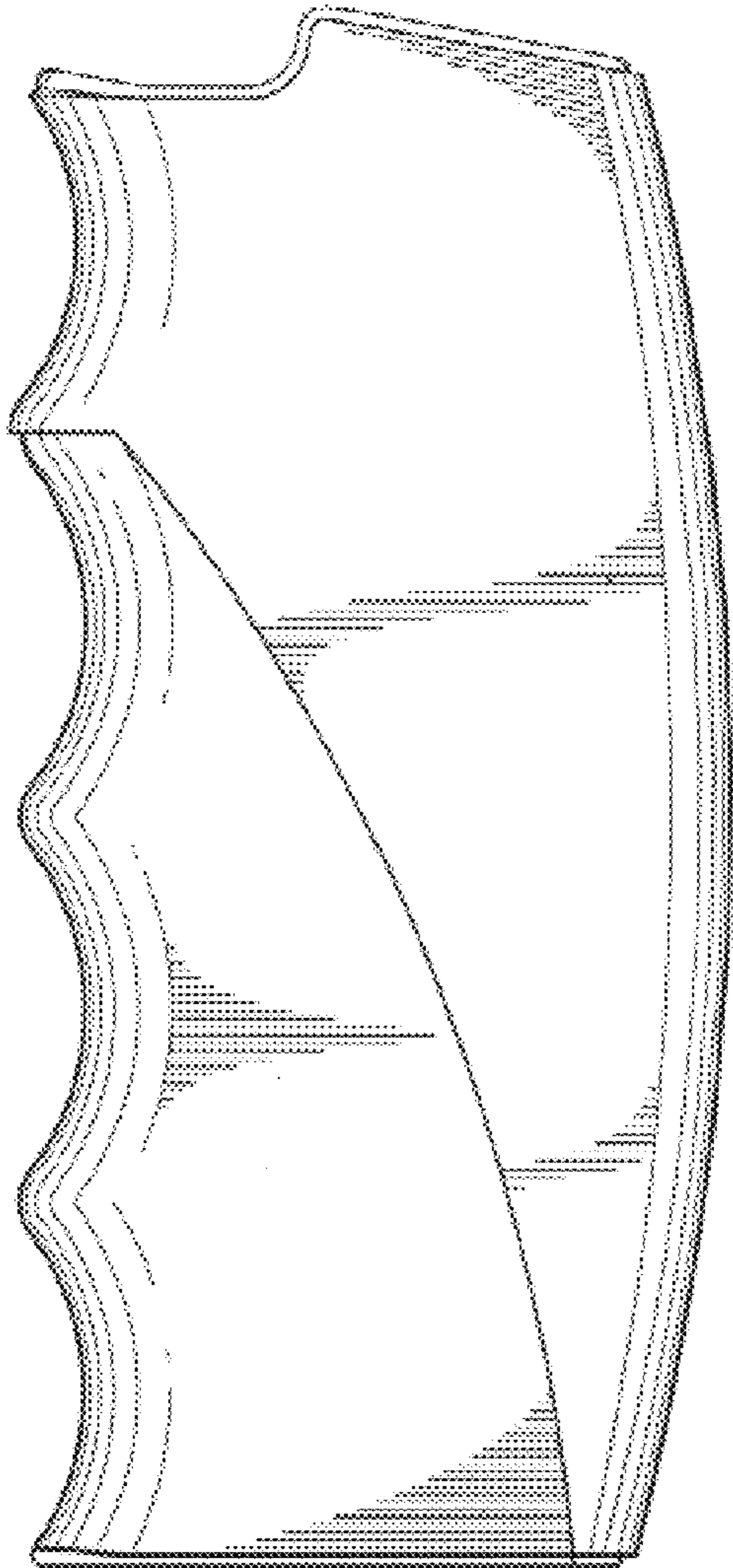


Fig. 4.

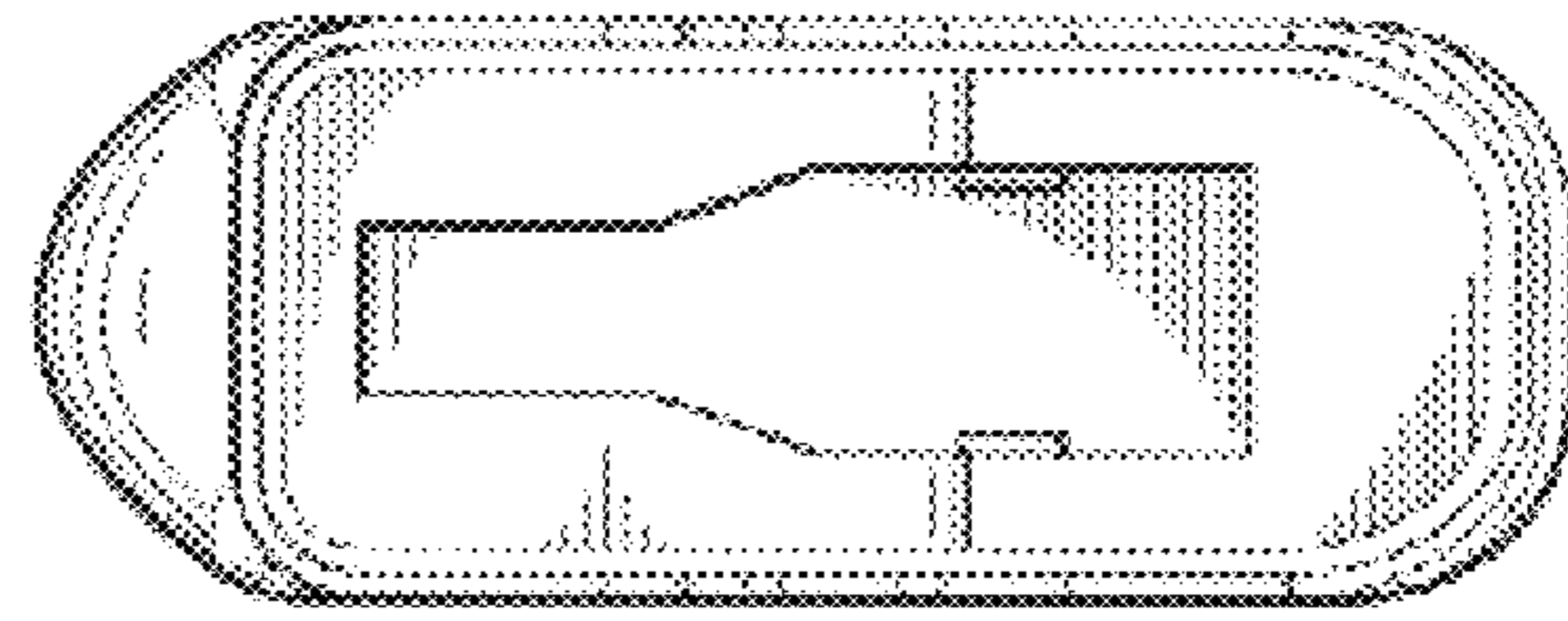


Fig. 6.

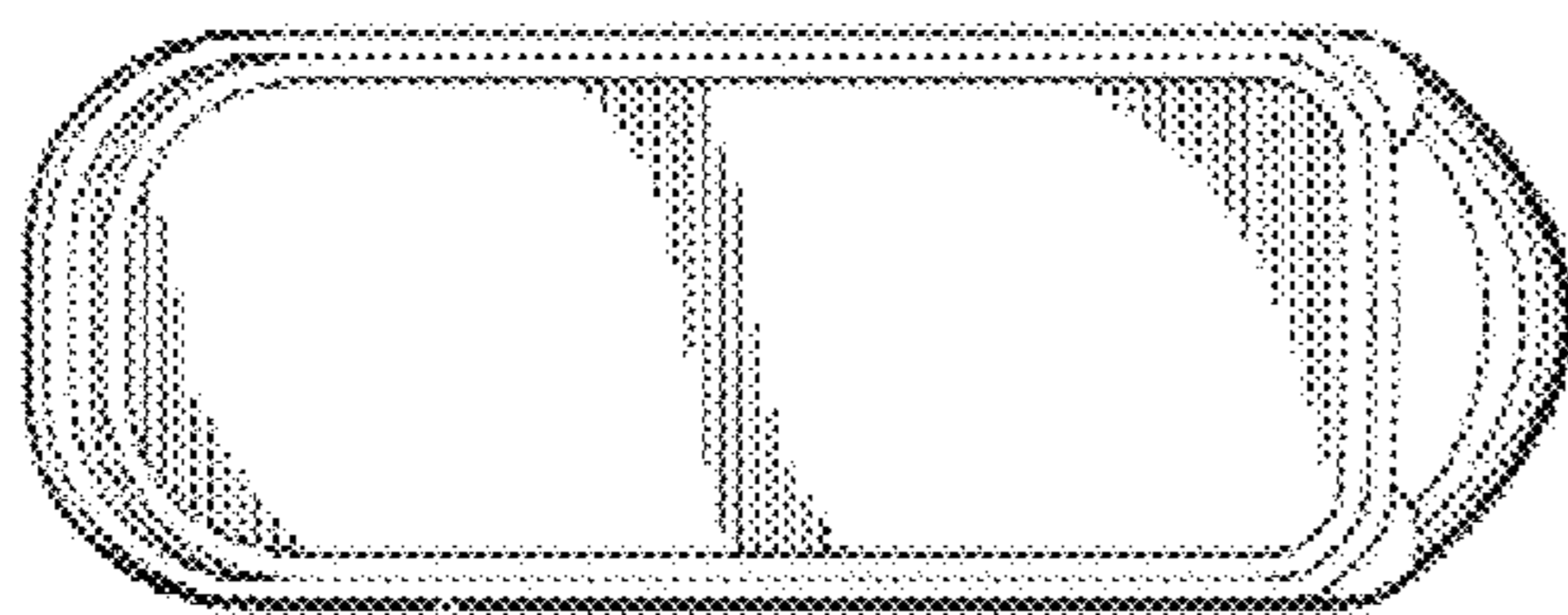


Fig. 7.

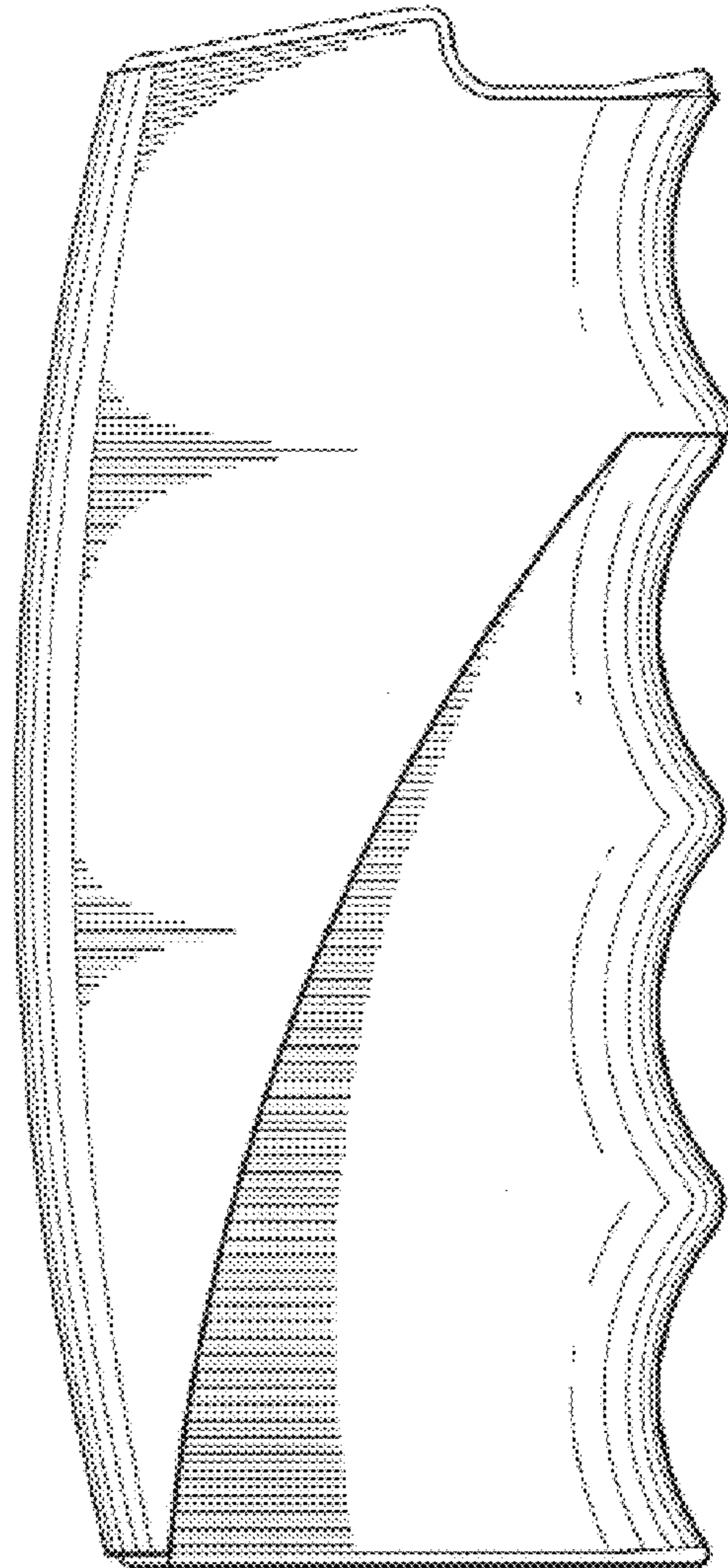


Fig. 5.