



US00D553928S

(12) **United States Design Patent**
Zhou

(10) **Patent No.:** **US D553,928 S**
(45) **Date of Patent:** **** Oct. 30, 2007**

(54) **STRAIGHT SHEARS**
(75) Inventor: **Xinghua Zhou**, Zhangjiagang (CN)
(73) Assignee: **Bessey Tool GmbH & Co. KG**,
Bietigheim-Bissingen (DE)

5,003,695 A * 4/1991 Lipscomb et al. 30/193
D323,960 S * 2/1992 Wilhelm et al. D8/5
5,699,617 A * 12/1997 Mock 30/252
D416,456 S * 11/1999 Pomeroy D8/52
D519,013 S * 4/2006 Schmick D8/52
D520,315 S * 5/2006 Deter D8/52

(**) Term: **14 Years**
(21) Appl. No.: **29/265,571**
(22) Filed: **Aug. 31, 2006**

OTHER PUBLICATIONS

Extract from catalog "American Clamping Woodworking and Hardware Catalog", Jan. 2003, 7 pages.
German catalog "Bessey Schneidtechnik", 34 pages, undated.
* cited by examiner

(51) **LOC (8) Cl.** **08-03**
(52) **U.S. Cl.** **D8/57**
(58) **Field of Classification Search** D8/5,
D8/14, 51, 52, 53, 57, 98, 105, 107; 30/28,
30/29, 194-196, 231, 232, 234, 237, 239,
30/244, 248, 249, 254, 257, 258, 278, 340-344,
30/175, 235, 131, 134, 233, 135; 81/415,
81/416, 489

Primary Examiner—Alan P. Douglas
Assistant Examiner—Deanna Fluegeman
(74) *Attorney, Agent, or Firm*—Lipsitz & McAllister, LLC

See application file for complete search history.

(57) **CLAIM**

The ornamental design for straight shears, as shown and described.

(56) **References Cited**

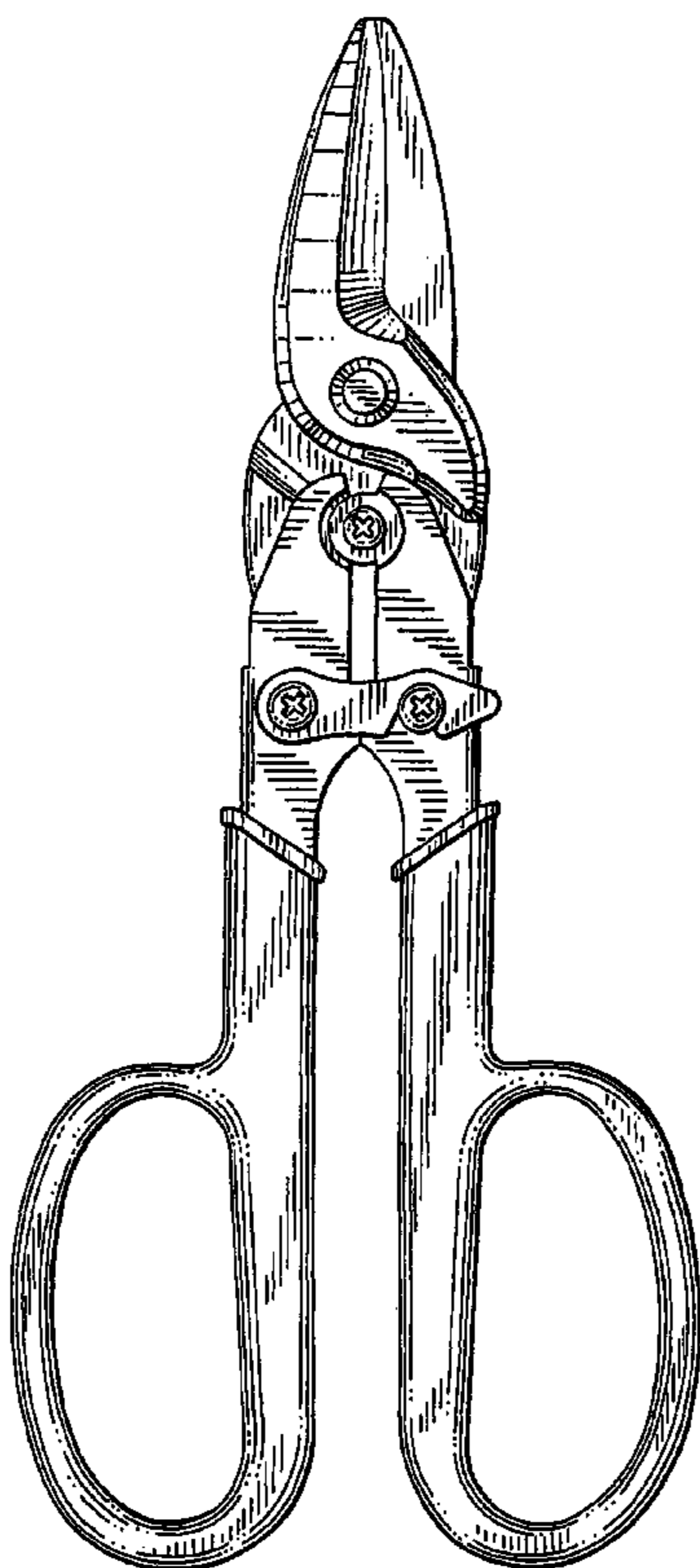
DESCRIPTION

U.S. PATENT DOCUMENTS

1,046,852 A * 12/1912 Prince 30/252
2,086,081 A * 7/1937 Hollenbeck 30/134
2,250,638 A * 7/1941 Kubinec 30/257
2,264,840 A * 12/1941 Isaac 30/254
2,661,534 A * 12/1953 Keiser, Jr. 30/248
3,839,794 A * 10/1974 Deale 30/248
3,971,131 A * 7/1976 Boyajian et al. 30/260

FIG. 1 is a front elevational view of the design;
FIG. 2 is a top plan view of the design;
FIG. 3 is a left side elevational view of the design;
FIG. 4 is a right side elevational view of the design;
FIG. 5 is a rear elevational view of the design; and,
FIG. 6 is a bottom plan view of the design.

1 Claim, 4 Drawing Sheets



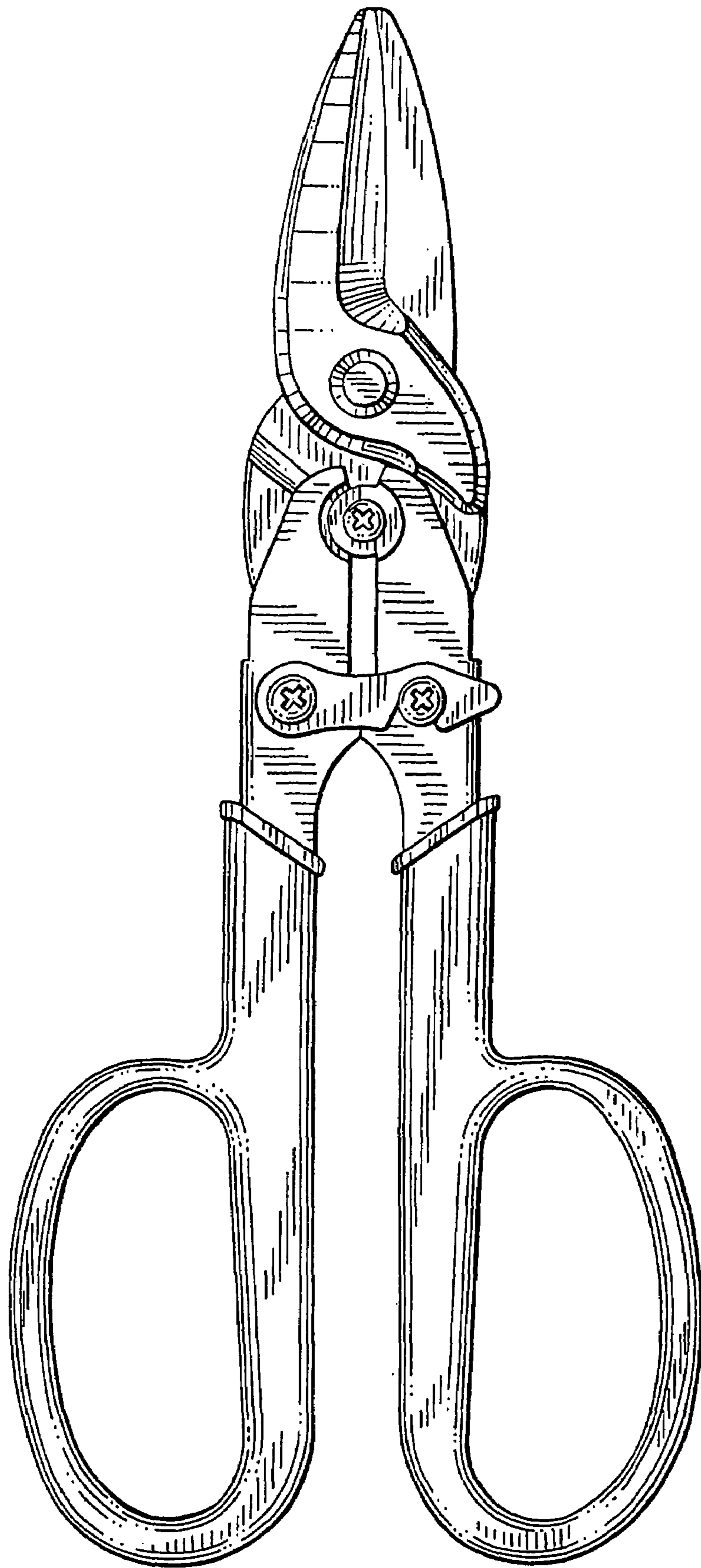


FIG. 1

FIG.2


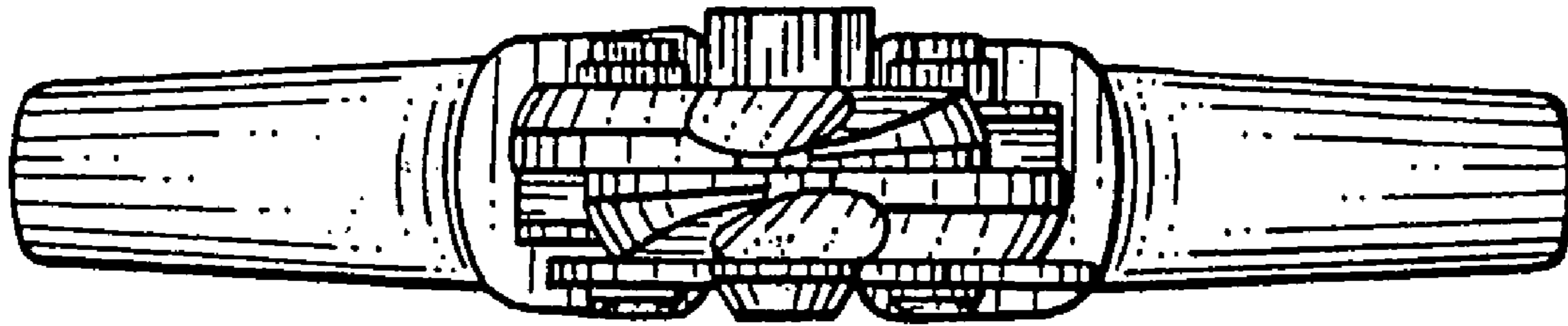


FIG.6

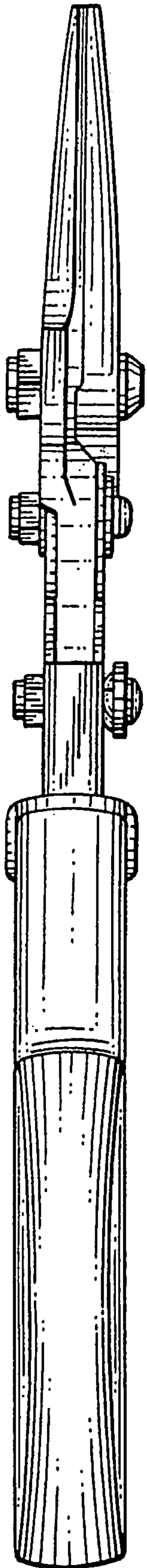


FIG. 3

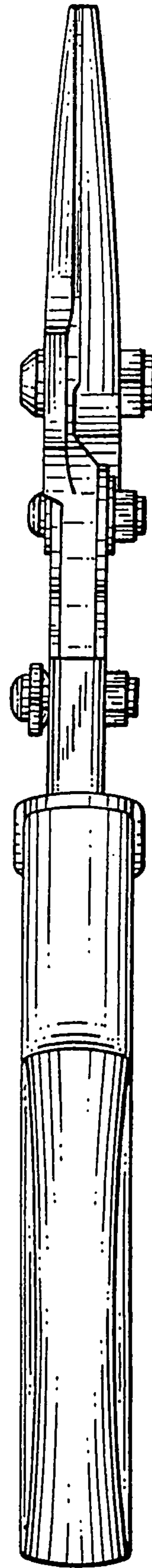


FIG. 4

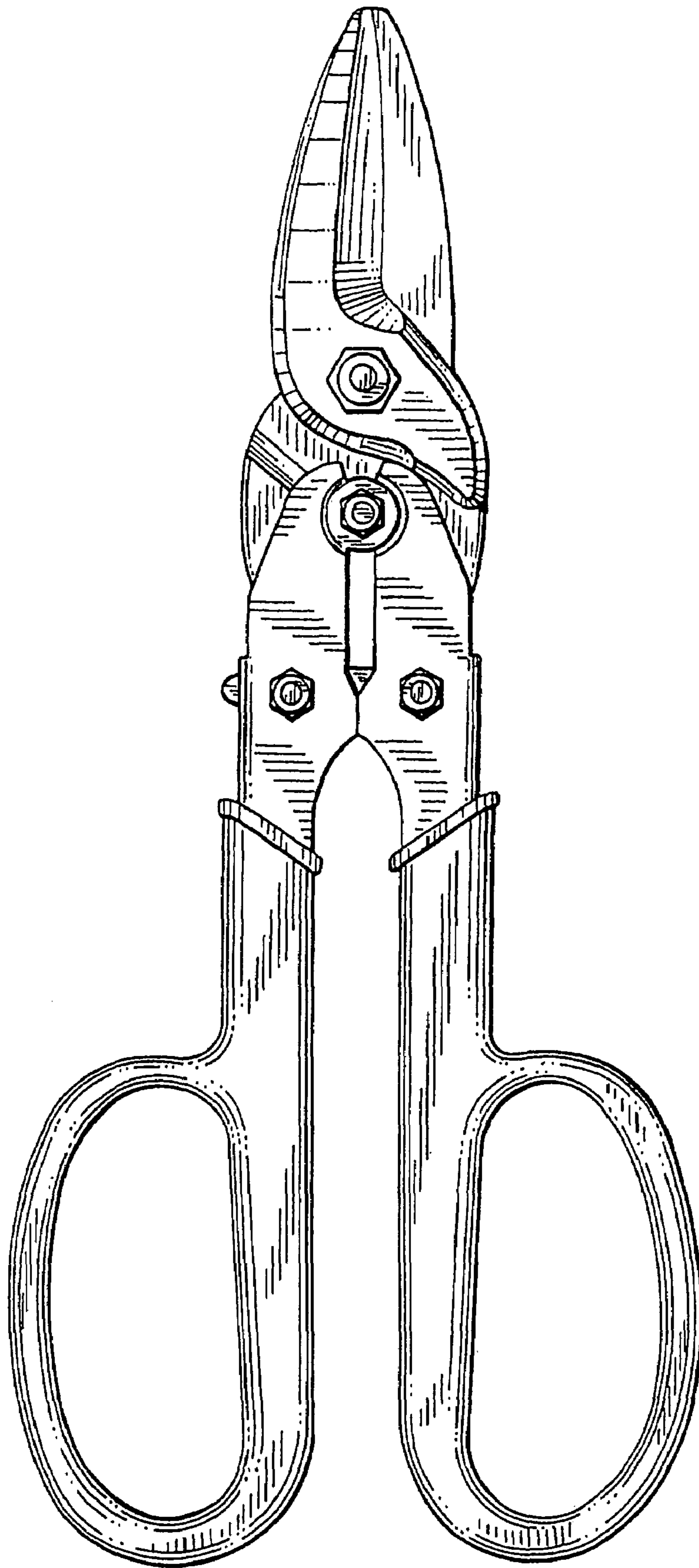


FIG.5