



US00D553923S

(12) **United States Design Patent**
Ross

(10) **Patent No.:** **US D553,923 S**

(45) **Date of Patent:** **** Oct. 30, 2007**

(54) **CAULK REMOVING TOOL**

(75) Inventor: **Travis L. Ross**, Matthews, NC (US)

(73) Assignee: **Truth By Design LLC**, Matthews, NC (US)

(**) Term: **14 Years**

(21) Appl. No.: **29/244,171**

(22) Filed: **Dec. 6, 2005**

(51) **LOC (8) Cl.** **08-08**

(52) **U.S. Cl.** **D8/14**

(58) **Field of Classification Search** D8/1,
D8/14, 89; 30/169

See application file for complete search history.

(56) **References Cited**

U.S. PATENT DOCUMENTS

4,586,890	A *	5/1986	Marchbanks	425/458
D314,696	S *	2/1991	Lucarelli	D8/45
D326,593	S *	6/1992	Ward	D8/14
D332,901	S *	2/1993	Campbell	D8/45
D345,681	S *	4/1994	Bruzzi	D8/14
6,035,536	A *	3/2000	Dewberry	30/169
D426,444	S *	6/2000	Hepworth	D8/90
D428,569	S *	7/2000	Miles	D8/89
D468,980	S *	1/2003	Woods	D8/45
D475,258	S *	6/2003	Wilson	D8/14
D511,287	S *	11/2005	Lake	D8/89

D516,009	S *	2/2006	Kontorovich et al.	D12/400
D517,877	S *	3/2006	Fields et al.	D8/14
2006/0162106	A1 *	7/2006	Ross	15/111

* cited by examiner

Primary Examiner—Holly H. Baynham

Assistant Examiner—Sheryl Friedman

(74) *Attorney, Agent, or Firm*—Clements Walker; Christopher L. Bernard

(57) **CLAIM**

I claim the ornamental design for a caulk removing tool, as shown and described.

DESCRIPTION

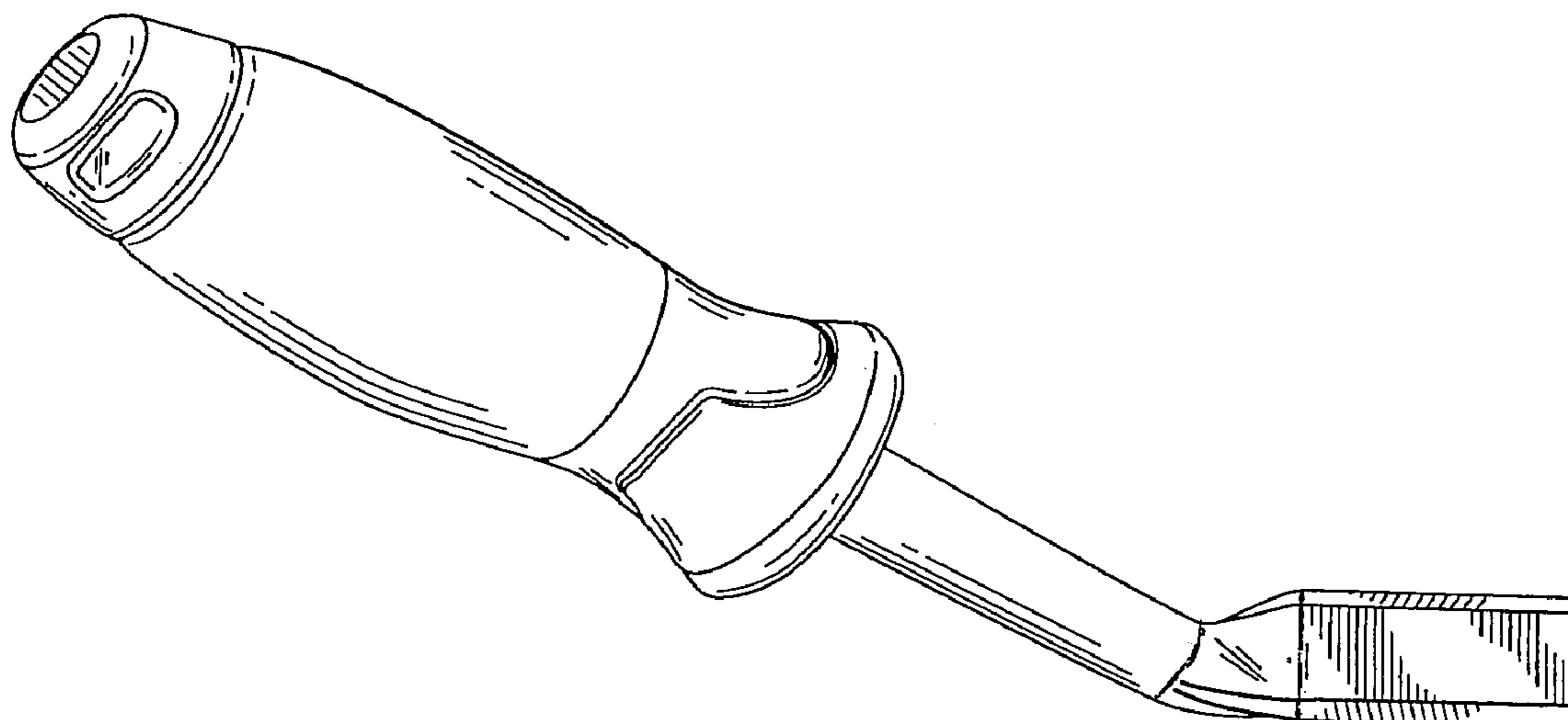
FIG. 1 is a front perspective view of the caulk removing tool of the present invention, illustrating the new, original, and ornamental design;

FIG. 2 is a rear perspective view of the caulk removing tool of the present invention, illustrating the new, original, and ornamental design;

FIG. 3 is a top perspective view of the caulk removing tool of the present invention, illustrating the new, original, and ornamental design; and,

FIG. 4 is a front perspective view of the caulk removing tool of the present invention, illustrating the new, original, and ornamental design.

1 Claim, 4 Drawing Sheets



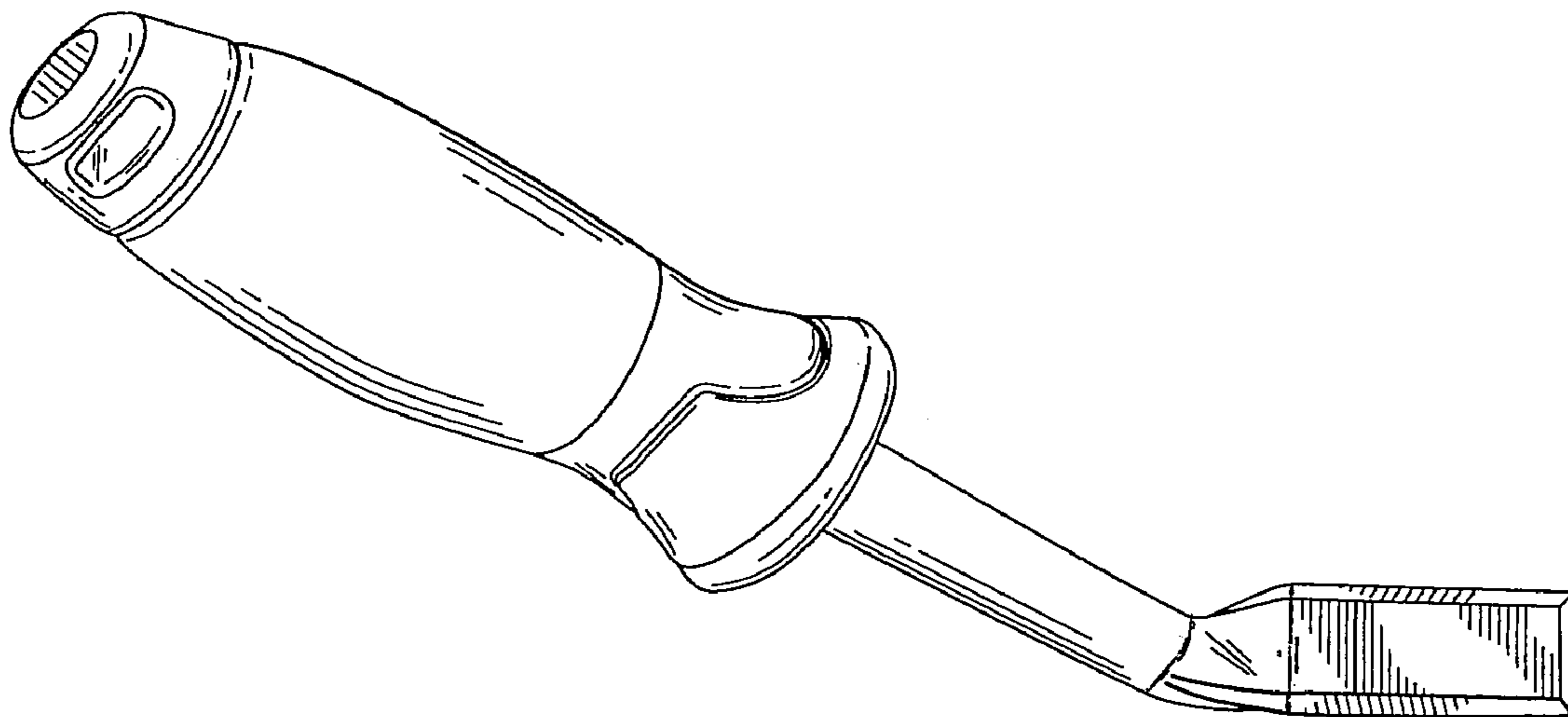


FIG. 1

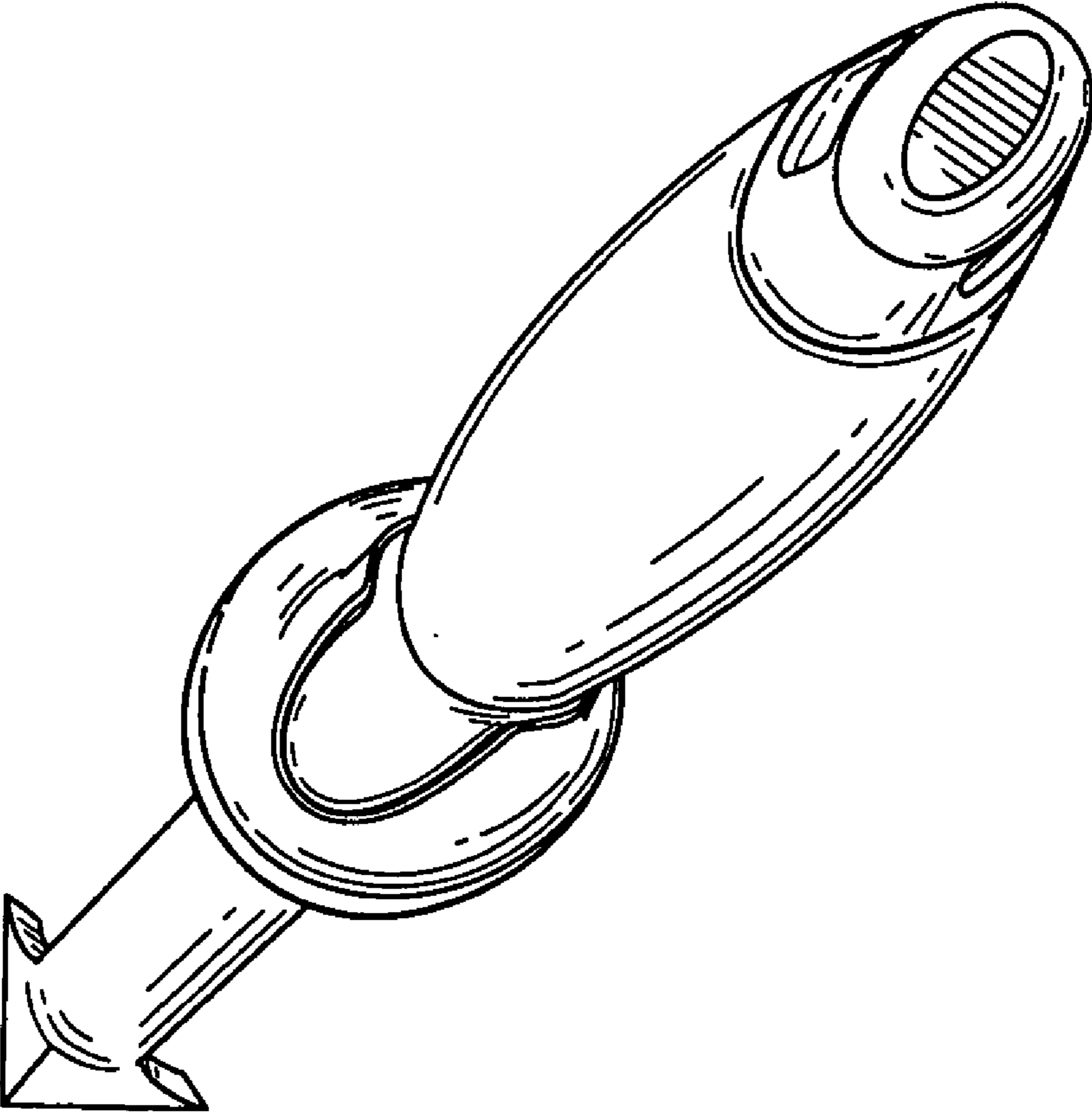


FIG. 2

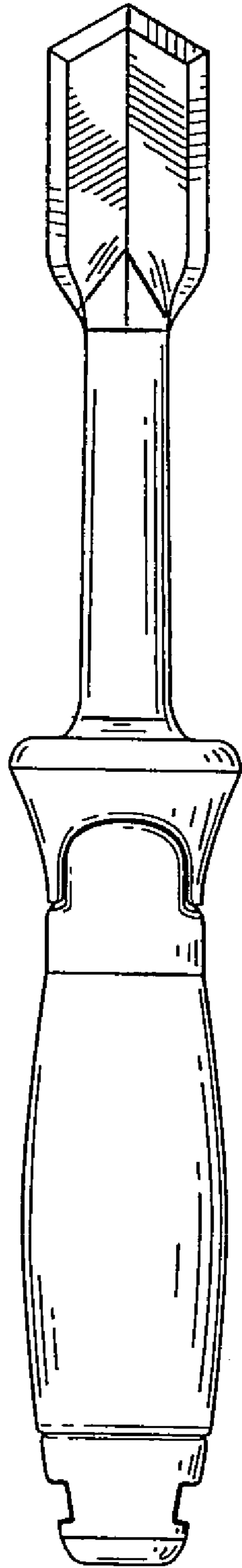


FIG. 3

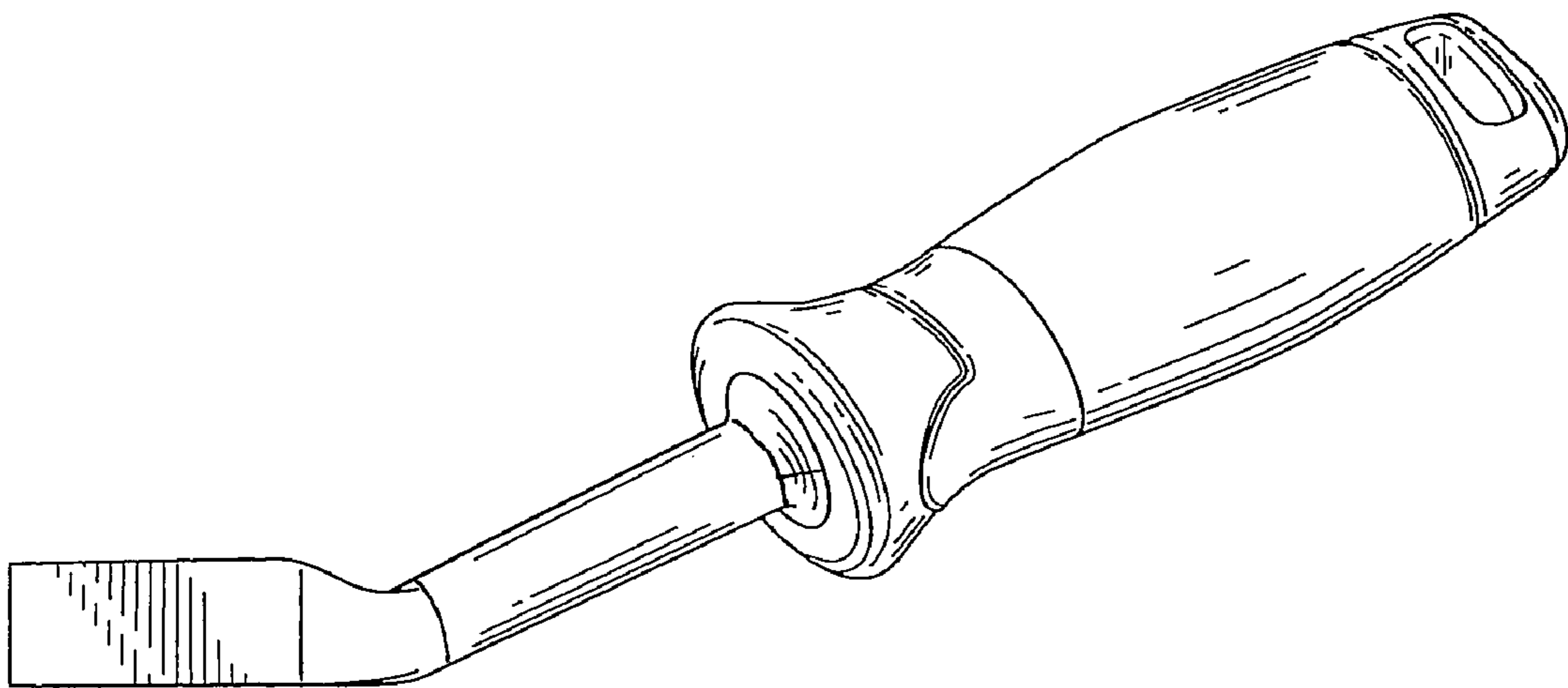


FIG. 4