



US00D553920S

(12) **United States Design Patent**
Rosine et al.

(10) **Patent No.:** **US D553,920 S**

(45) **Date of Patent:** **** Oct. 30, 2007**

(54) **SNOW SHOVEL**

(75) Inventors: **Lyle A. Rosine**, Oswego, IL (US);
Torrence Anderson, Overland Park, KS
(US)

(73) Assignee: **Suncast Corporation**, Batavia, IL (US)

(**) Term: **14 Years**

(21) Appl. No.: **29/255,732**

(22) Filed: **Mar. 9, 2006**

(51) **LOC (8) Cl.** **08-01**

(52) **U.S. Cl.** **D8/10**

(58) **Field of Classification Search** D8/1,
D8/10, 11, 14; 294/54.5, 49; 56/400.01
See application file for complete search history.

(56) **References Cited**

U.S. PATENT DOCUMENTS

D384,866 S *	10/1997	Tisbo et al.	D8/10
D385,160 S *	10/1997	Tisbo et al.	D8/10
D395,212 S *	6/1998	Vosbikian	D8/10
D397,005 S *	8/1998	Whitehead et al.	D8/10
D415,663 S *	10/1999	Whitehead et al.	D8/10

D417,825 S * 12/1999 Tisbo et al. D8/10

* cited by examiner

Primary Examiner—Holly Baynham

Assistant Examiner—Sheryl Friedman

(74) *Attorney, Agent, or Firm*—McHale & Slavin, P.A.

(57) **CLAIM**

The ornamental design for a snow shovel, as shown and described.

DESCRIPTION

FIG. 1 is a front perspective view of the snow shovel of the instant invention;

FIG. 2 is a front view of the instant invention;

FIG. 3 is a rear view of the instant invention;

FIG. 4 is a left side view of the instant invention;

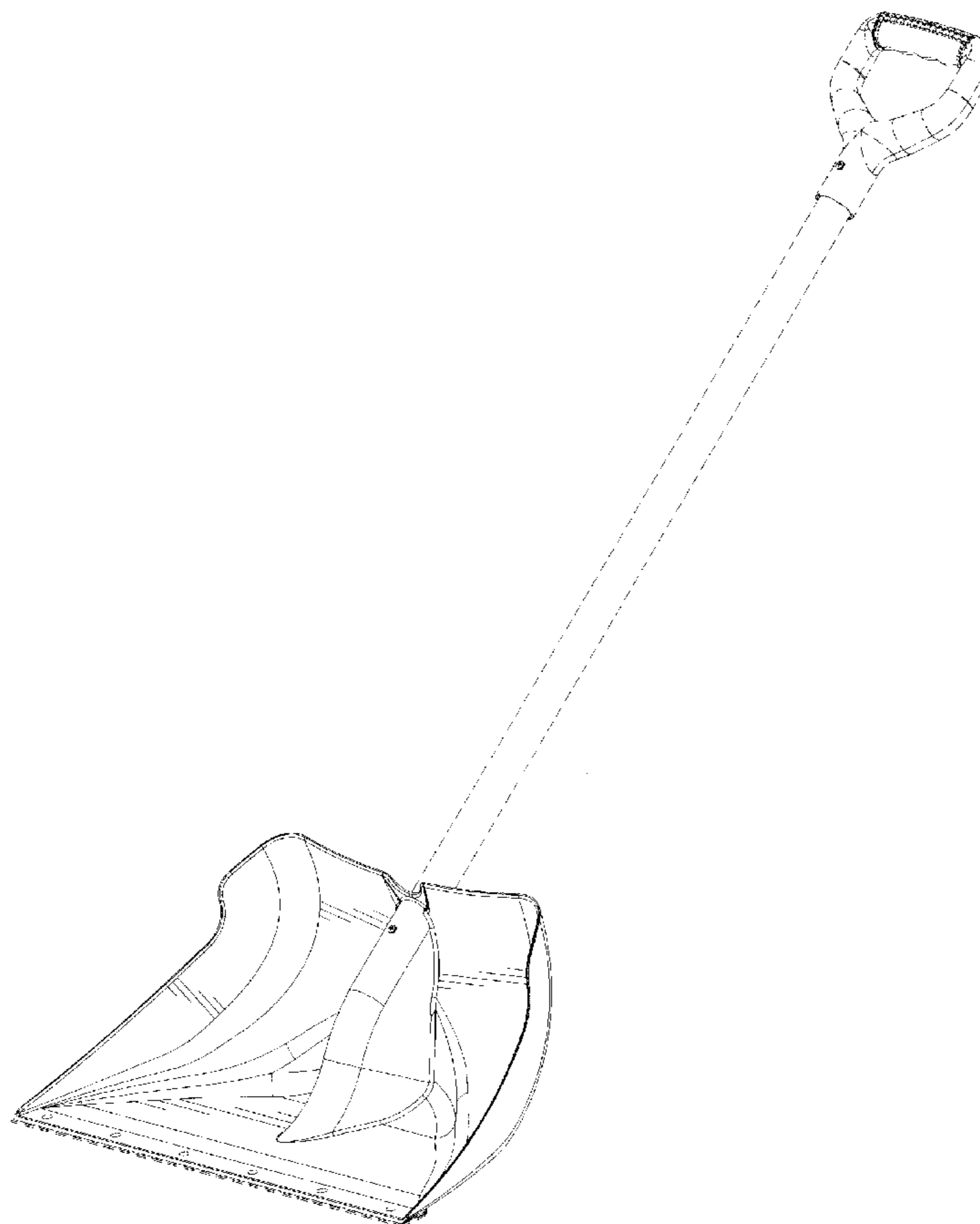
FIG. 5 is a right side view of the instant invention;

FIG. 6 is a top view of the instant invention; and,

FIG. 7 is a bottom view of the instant invention.

The broken lines are included for the purpose of illustrating environmental structure and form no part of the claimed design.

1 Claim, 5 Drawing Sheets



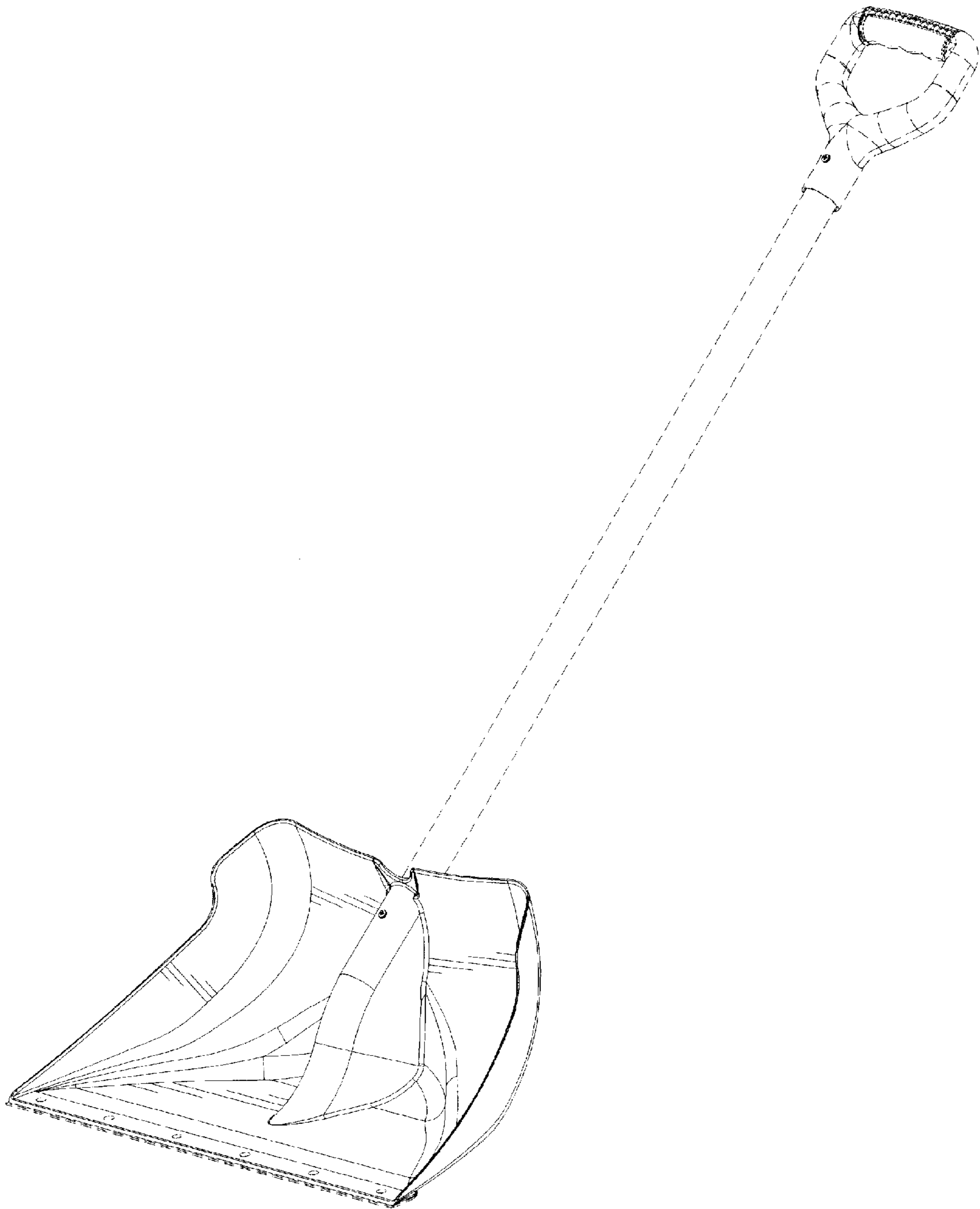


Figure 1




Figure 2




Figure 3

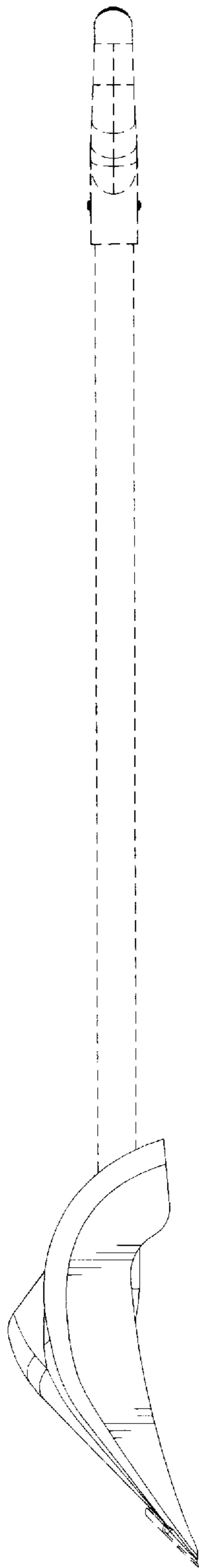


Figure 4

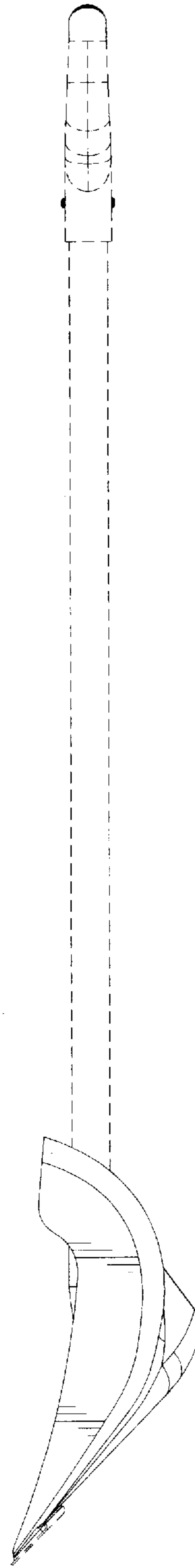


Figure 5

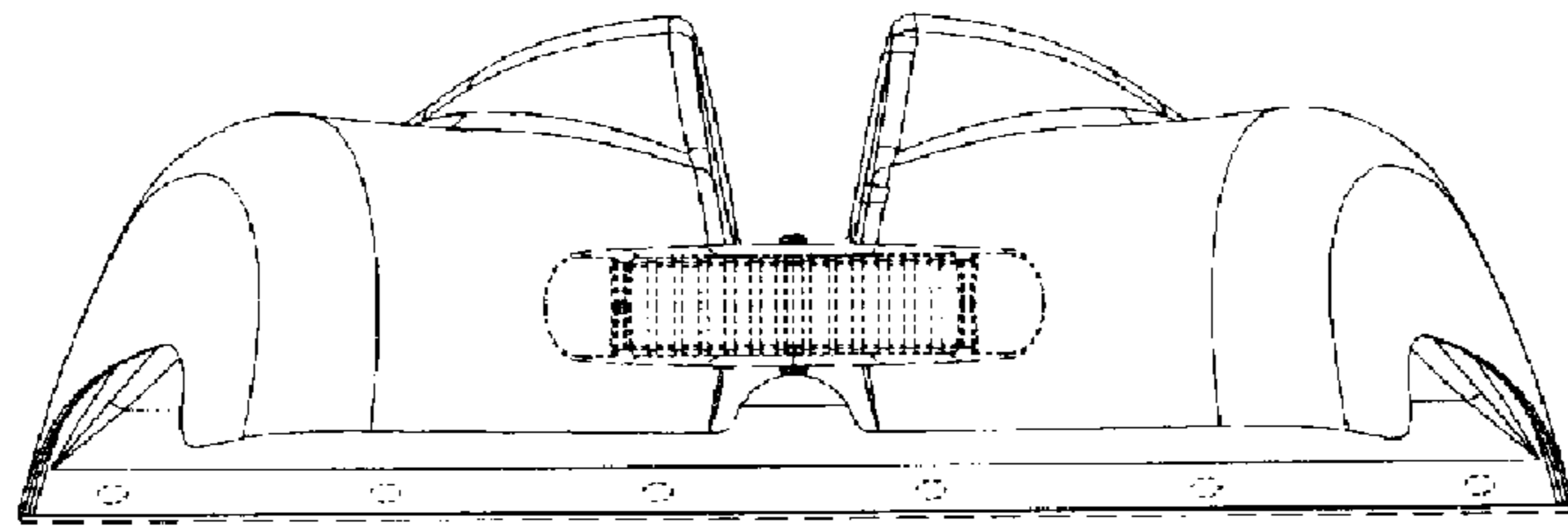


Figure 6

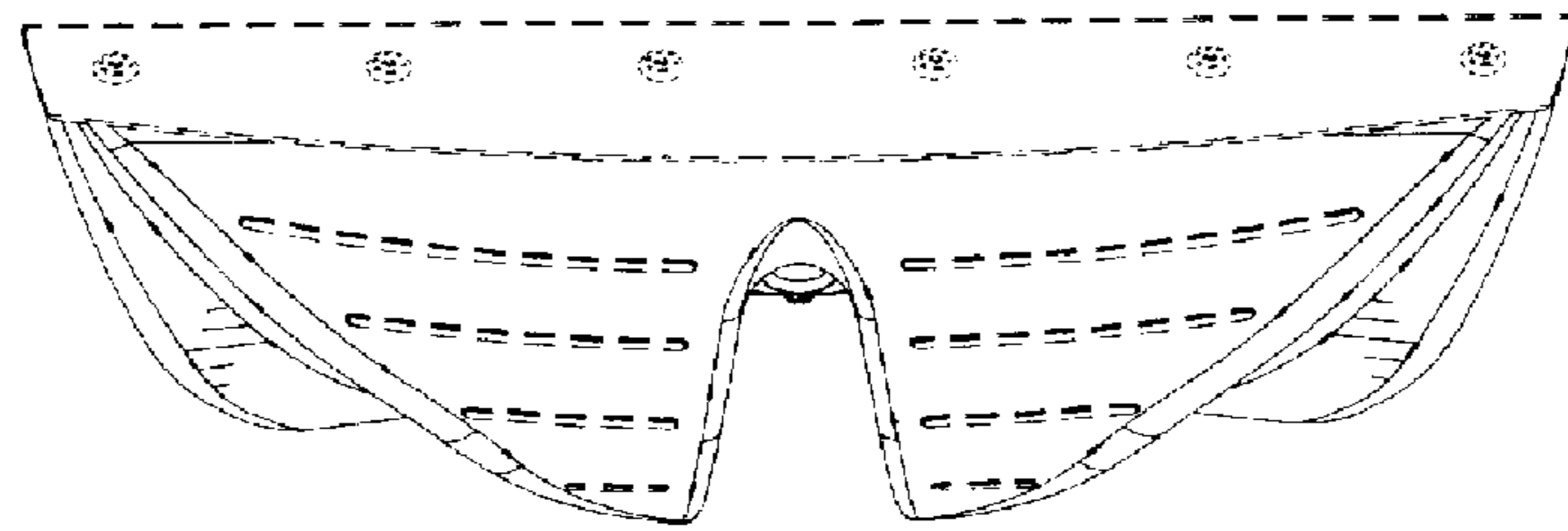


Figure 7