



US00D553919S

(12) **United States Design Patent**
Gross et al.

(10) **Patent No.:** **US D553,919 S**

(45) **Date of Patent:** **** Oct. 30, 2007**

(54) **GROUND STAKE**

(75) Inventors: **John Gross**, Vancouver (CA); **Simon Walker**, Surrey (CA); **Frank Fan**, Surrey (CA); **Wei Min Zhu**, Surrey (CA)

(73) Assignee: **Peak Innovations Inc.**, Richmond (CA)

(**) Term: **14 Years**

(21) Appl. No.: **29/246,357**

(22) Filed: **Apr. 3, 2006**

(51) **LOC (8) Cl.** **08-01**

(52) **U.S. Cl.** **D8/1**

(58) **Field of Classification Search** D8/1,
D8/356; D21/255, 840; 47/47; 135/118
See application file for complete search history.

(56) **References Cited**

U.S. PATENT DOCUMENTS

D243,614 S *	3/1977	Russo	D25/126
D248,919 S *	8/1978	Schmidt, Jr.	D8/1
D278,965 S *	5/1985	Morton	D8/1
D292,060 S *	9/1987	Kerber	D21/840
D331,526 S *	12/1992	Miller	D8/1
D334,333 S *	3/1993	Christen et al.	D8/356
D349,434 S *	8/1994	Archambeau	D8/1
D364,785 S *	12/1995	Archambeau	D8/1
D377,076 S	12/1996	Adams		
D378,980 S *	4/1997	Thayer et al.	D8/1
D379,416 S	5/1997	Adams		
D380,569 S *	7/1997	Garber	D8/388
D403,930 S *	1/1999	Gotoh	D8/1
D404,981 S *	2/1999	Wu	D8/1
D407,281 S *	3/1999	Antel et al.	D8/1

D408,230 S *	4/1999	Evans	D8/1
D415,018 S *	10/1999	Uhler	D21/840
D419,403 S *	1/2000	Halil, Jr.	D8/1
D437,750 S *	2/2001	Kinn	D8/1
D438,435 S *	3/2001	Whyte	D8/1
D447,025 S *	8/2001	Hughes	D8/1
6,402,115 B1	6/2002	Groff et al.		
D466,379 S *	12/2002	Barbi et al.	D8/1
D469,566 S *	1/2003	Gary et al.	D23/138
D470,035 S *	2/2003	Tisbo et al.	D8/356
D491,029 S *	6/2004	Atkins et al.	D8/1
6,745,990 B2	6/2004	Groff et al.		
D493,205 S *	7/2004	Combes	D21/840
D495,567 S *	9/2004	Gontar	D8/1
D516,029 S *	2/2006	Stekelenburg	D13/139.4

* cited by examiner

Primary Examiner—Holly H. Baynham

Assistant Examiner—Sheryl Friedman

(74) *Attorney, Agent, or Firm*—Mark Hopkinson

(57) **CLAIM**

What is claimed is the ornamental design for a ground stake, as shown.

DESCRIPTION

FIG. 1 is a perspective view thereof;

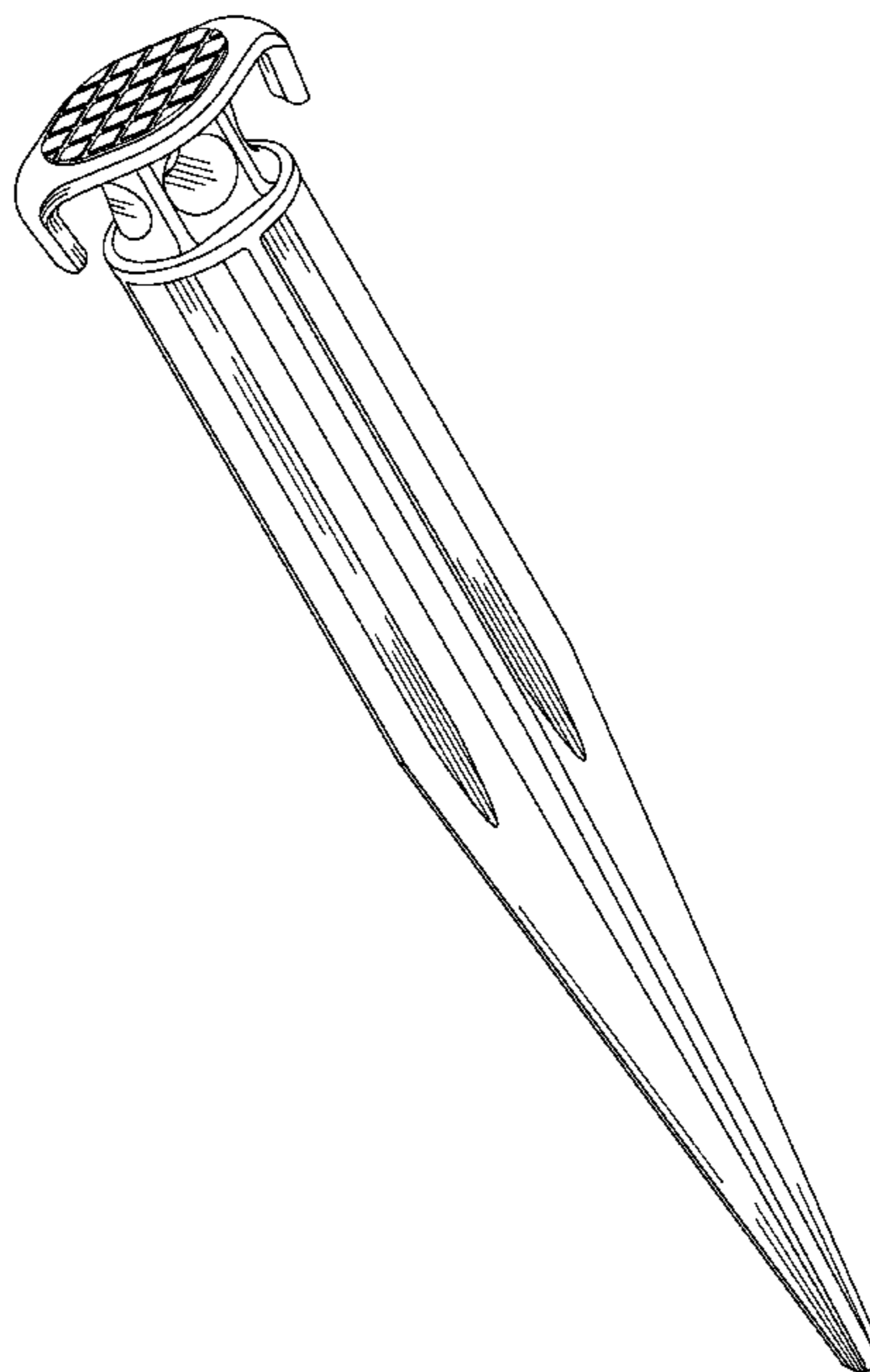
FIG. 2 is a front elevation view thereof; the front and back sides are identical;

FIG. 3 is a right side elevation view thereof; the left and right sides are identical;

FIG. 4 is a bottom view thereof; and,

FIG. 5 is a top view thereof.

1 Claim, 3 Drawing Sheets



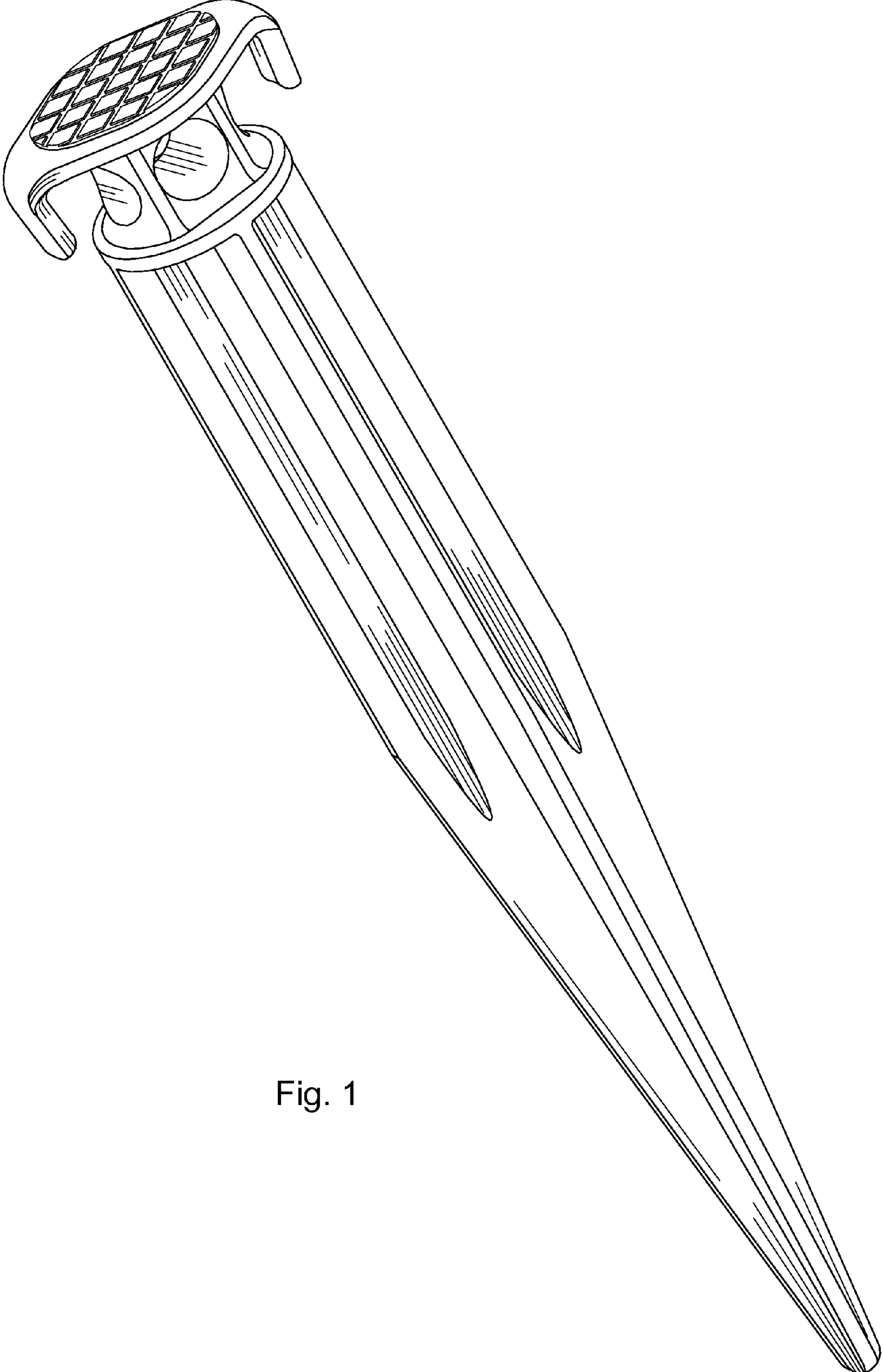


Fig. 1

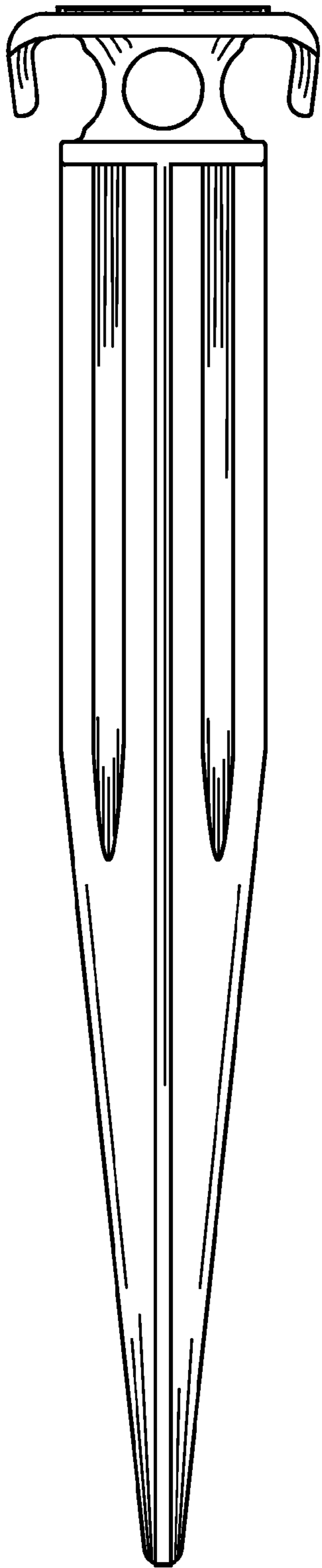


Fig. 2

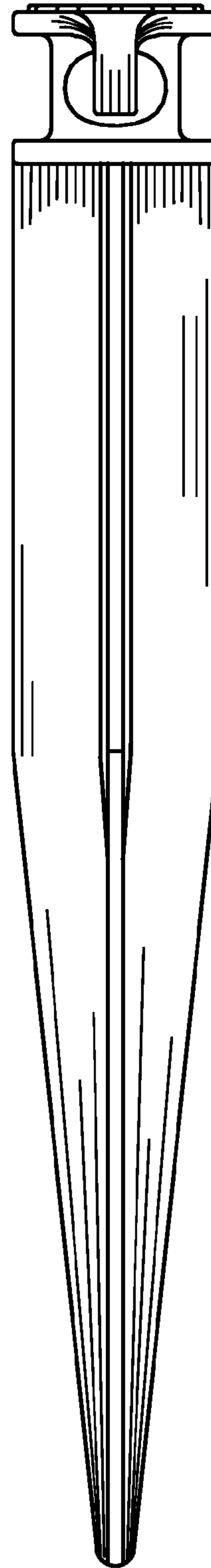


Fig. 3

Fig. 4

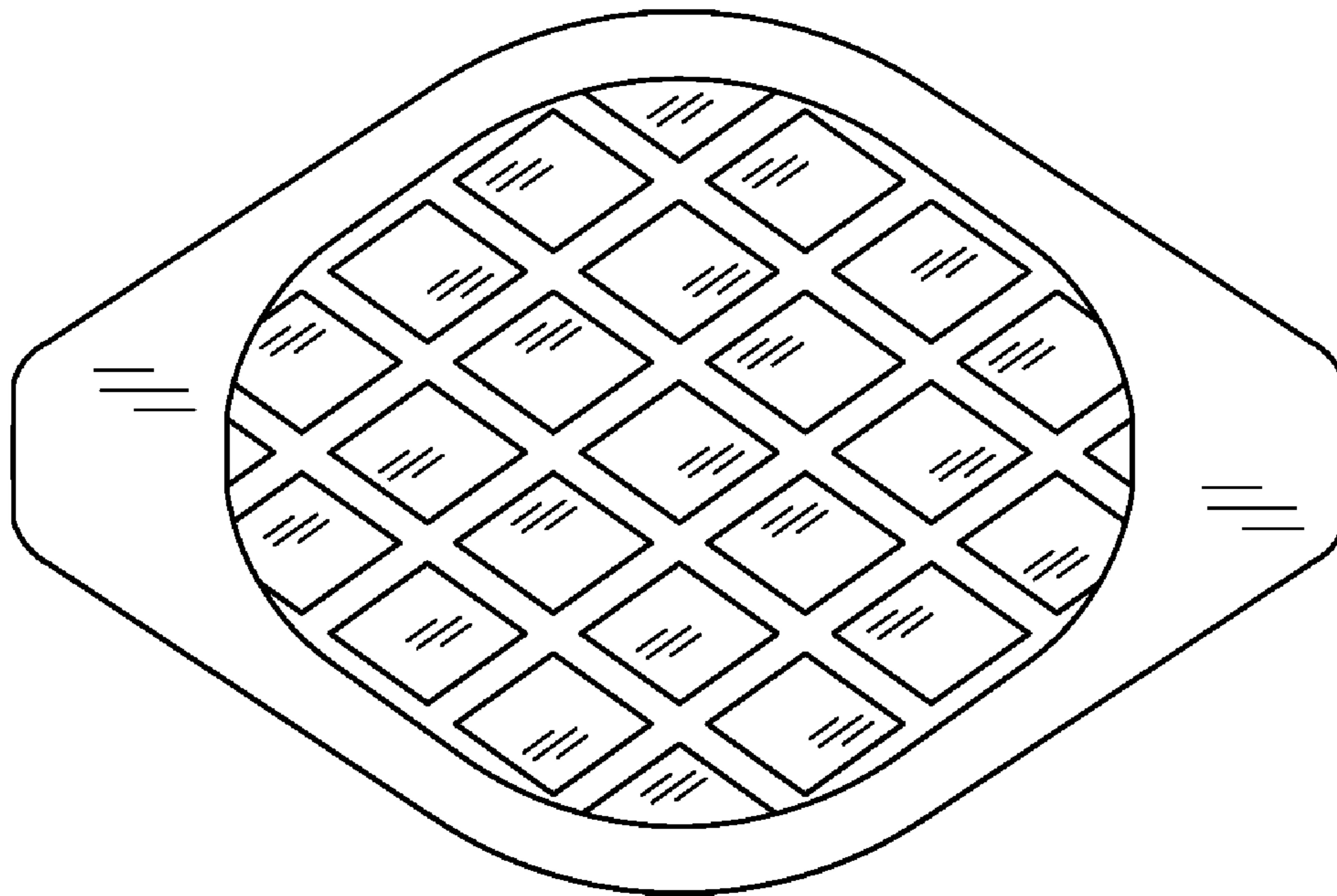
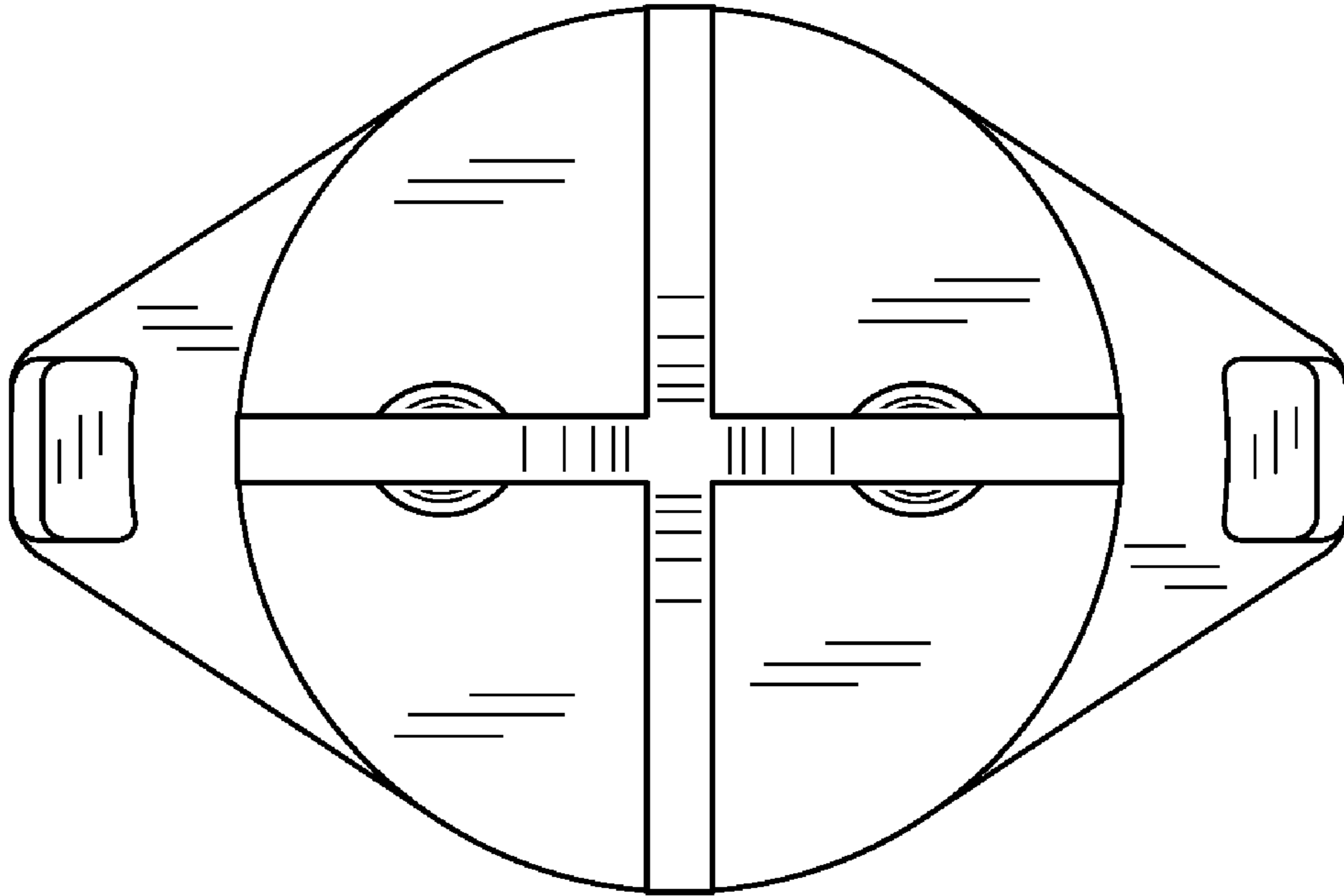


Fig. 5