



US00D553914S

(12) **United States Design Patent**
Wahl

(10) **Patent No.:** **US D553,914 S**

(45) **Date of Patent:** **** Oct. 30, 2007**

(54) **VACUUM BOTTLE**

6,119,888 A * 9/2000 Goto et al. 220/592.27
D472,107 S * 3/2003 Short D7/629

(75) Inventor: **Andrew Wahl**, Seattle, WA (US)

* cited by examiner

(73) Assignee: **Pacific Market International, LLC**,
Seattle, WA (US)

Primary Examiner—Terry A. Wallace
(74) *Attorney, Agent, or Firm*—George C. Rondeau, Jr.;
Davis Wright Tremaine LLP

(**) Term: **14 Years**

(21) Appl. No.: **29/264,954**

(57) **CLAIM**

(22) Filed: **Aug. 21, 2006**

The ornamental design for a vacuum bottle, as shown and described.

(51) **LOC (8) Cl.** **07-01**

(52) **U.S. Cl.** **D7/608**

(58) **Field of Classification Search** D7/605–608,
D7/509–511; 62/457.1–457.9, 3.64, 3.7;
215/12.1, 12.2, 13.1, 6; 220/592.01, 592.09,
220/592.16, 592.2, 592.22, 592.27

See application file for complete search history.

DESCRIPTION

FIG. 1 is a front right isometric view of a vacuum bottle showing my new design.

FIG. 2 is a front elevational view thereof (the rear elevational view being the mirror image of the front side).

FIG. 3 is a right side elevational view thereof (the left side elevational view being the mirror image of the right side).

FIG. 4 is a top plan view thereof; and,


FIG. 5 is a bottom plan view thereof.

(56) **References Cited**

U.S. PATENT DOCUMENTS

D199,413 S * 10/1964 Levinson D7/608
D395,794 S * 7/1998 Moran D7/608

1 Claim, 2 Drawing Sheets






Fig. 1




Fig. 2




Fig. 3

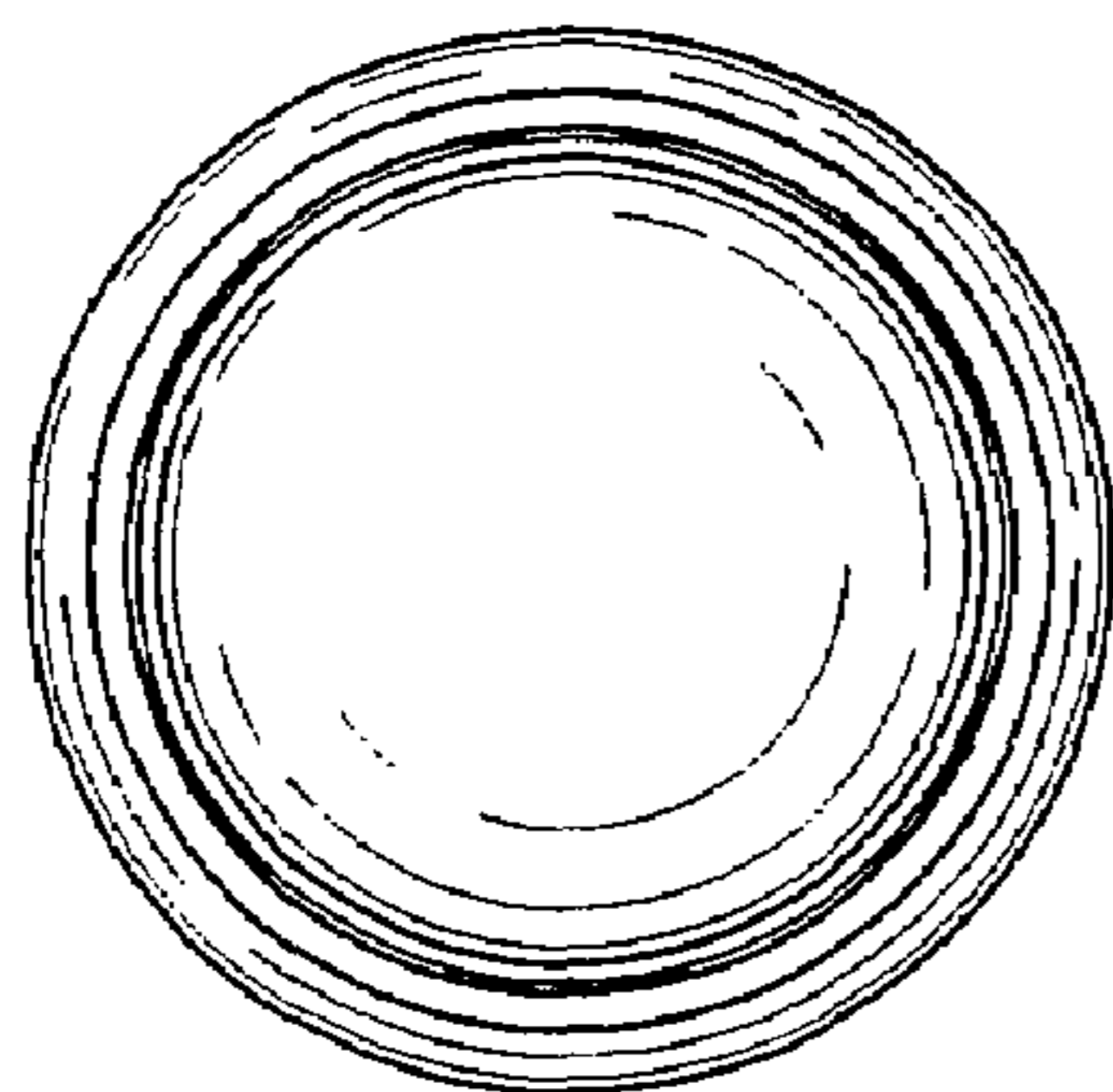


Fig. 4

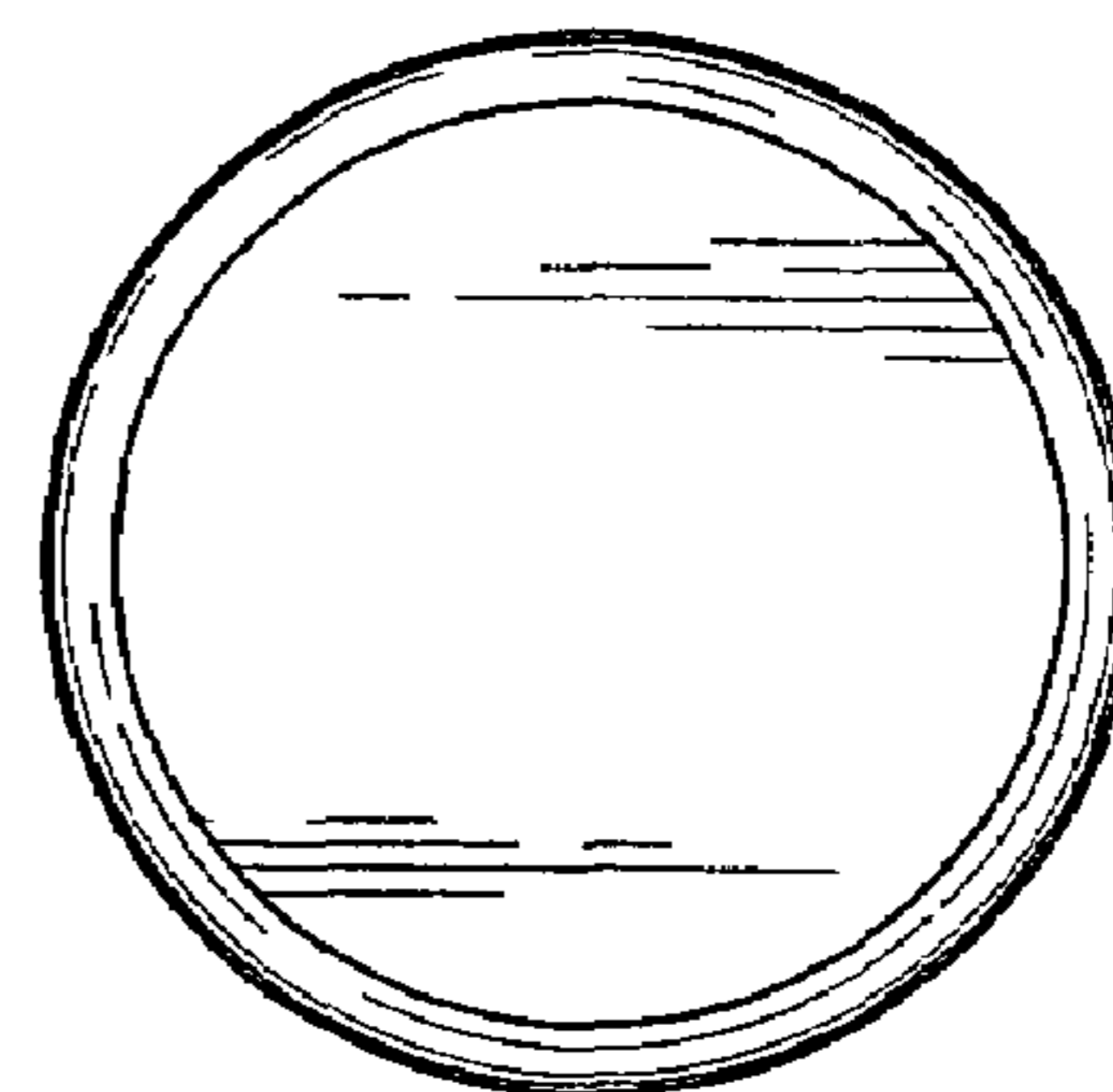


Fig. 5