



US00D553907S

(12) **United States Design Patent**
Catalano et al.

(10) **Patent No.:** **US D553,907 S**

(45) **Date of Patent:** **** Oct. 30, 2007**

(54) **HAND TOOL HANDLE**

(75) Inventors: **Carol Catalano**, Hamilton, MA (US);
Aaron Double, Charlestown, MA (US)

(73) Assignee: **Dexter-Russell, Inc.**, Southbridge, MA (US)

(**) Term: **14 Years**

(21) Appl. No.: **29/248,981**

(22) Filed: **Sep. 14, 2006**

(51) **LOC (8) Cl.** **07-02**

(52) **U.S. Cl.** **D7/401.2**

(58) **Field of Classification Search** D4/138;
D7/393, 395, 401.2, 642-646, 649-653, 662-664,
D7/688, 695-696; D8/10, 36, 75, 80, 83,
D8/87, 97-99, 102, 107, 300, 303; D22/118;
D29/119; 30/120.1, 123.5-123.7, 124-125,
30/128, 142-143, 147-149, 169, 304, 316,
30/329, 340, 342-346, 353, 355, 394

See application file for complete search history.

(56) **References Cited**

U.S. PATENT DOCUMENTS

D410,176 S *	5/1999	Stokes	D7/649
D424,887 S *	5/2000	Stokes	D7/649
D448,265 S *	9/2001	Chen	D8/80
D469,666 S *	2/2003	Chen	D7/649
6,560,877 B2 *	5/2003	Sanelli	30/340
D482,259 S *	11/2003	Chen	D8/107

D483,625 S *	12/2003	Chien	D7/649
D497,522 S *	10/2004	Reichenbach et al.	D7/649
D498,394 S *	11/2004	Chen	D7/650
D499,886 S *	12/2004	Goulet et al.	D4/138
D513,927 S *	1/2006	Chen	D7/395
D524,121 S *	7/2006	Loeb	D7/649
D536,233 S *	2/2007	Lin	D8/107

* cited by examiner

Primary Examiner—Mimosa De

Assistant Examiner—Ricky Pham

(74) *Attorney, Agent, or Firm*—Lackebach Siegel, LLP

(57) **CLAIM**

The ornamental design for a hand tool handle, as shown and described.

DESCRIPTION

FIG. 1 is a front elevational view of a hand tool handle of the present invention.

FIG. 2 is a top plan view of the present invention.

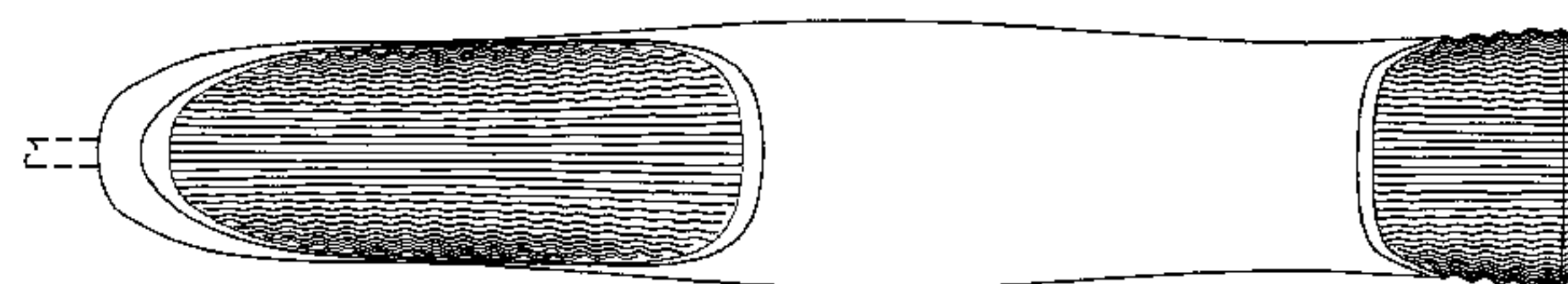
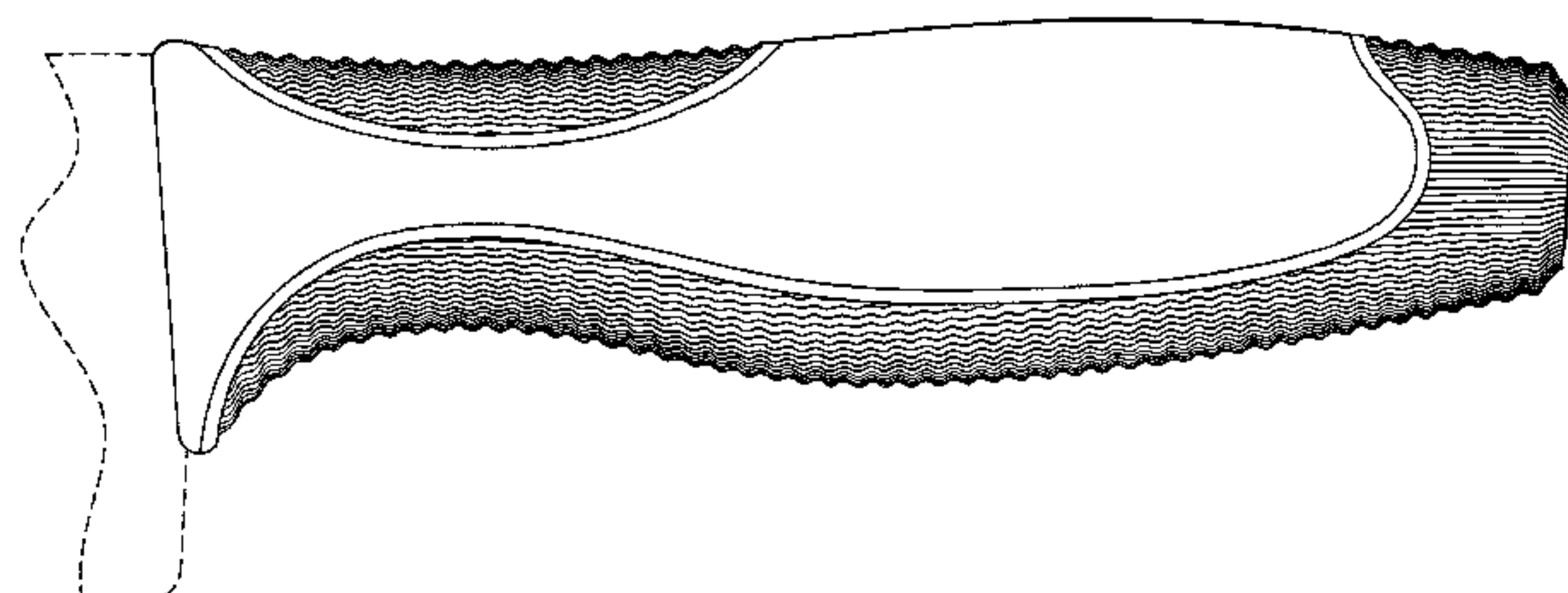
FIG. 3 is a left side elevational view of the present invention.

FIG. 4 is a right side elevational view of the present invention; and,

FIG. 5 is a bottom plan view of the present invention.

The broken line showing of a handle opening is for illustrative purposes only and forms no part of the claimed design.

1 Claim, 3 Drawing Sheets



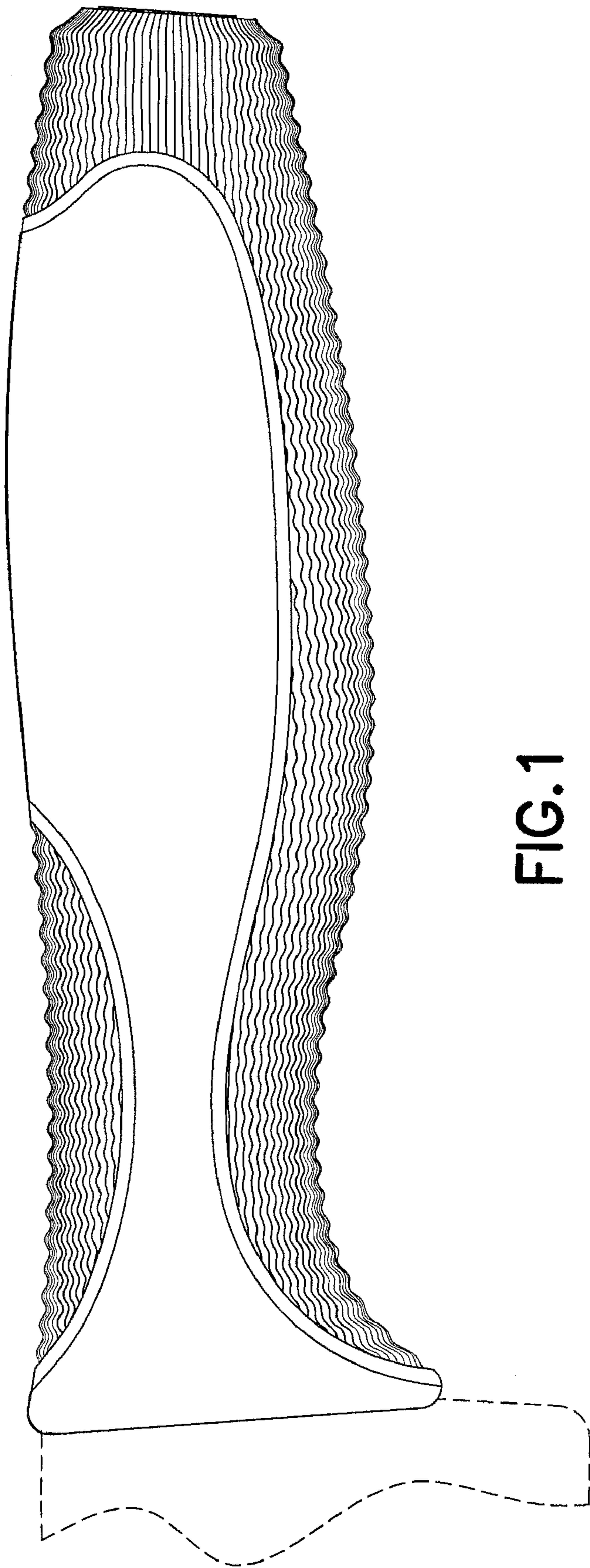


FIG. 1

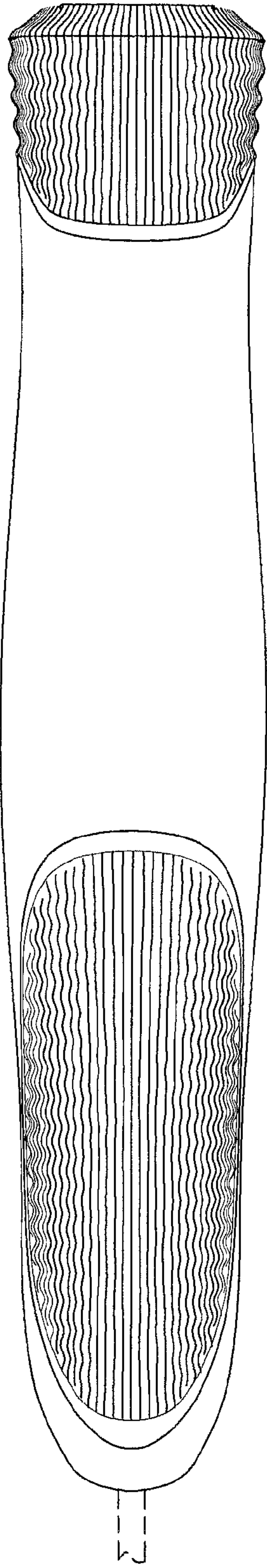


FIG. 2




FIG. 5

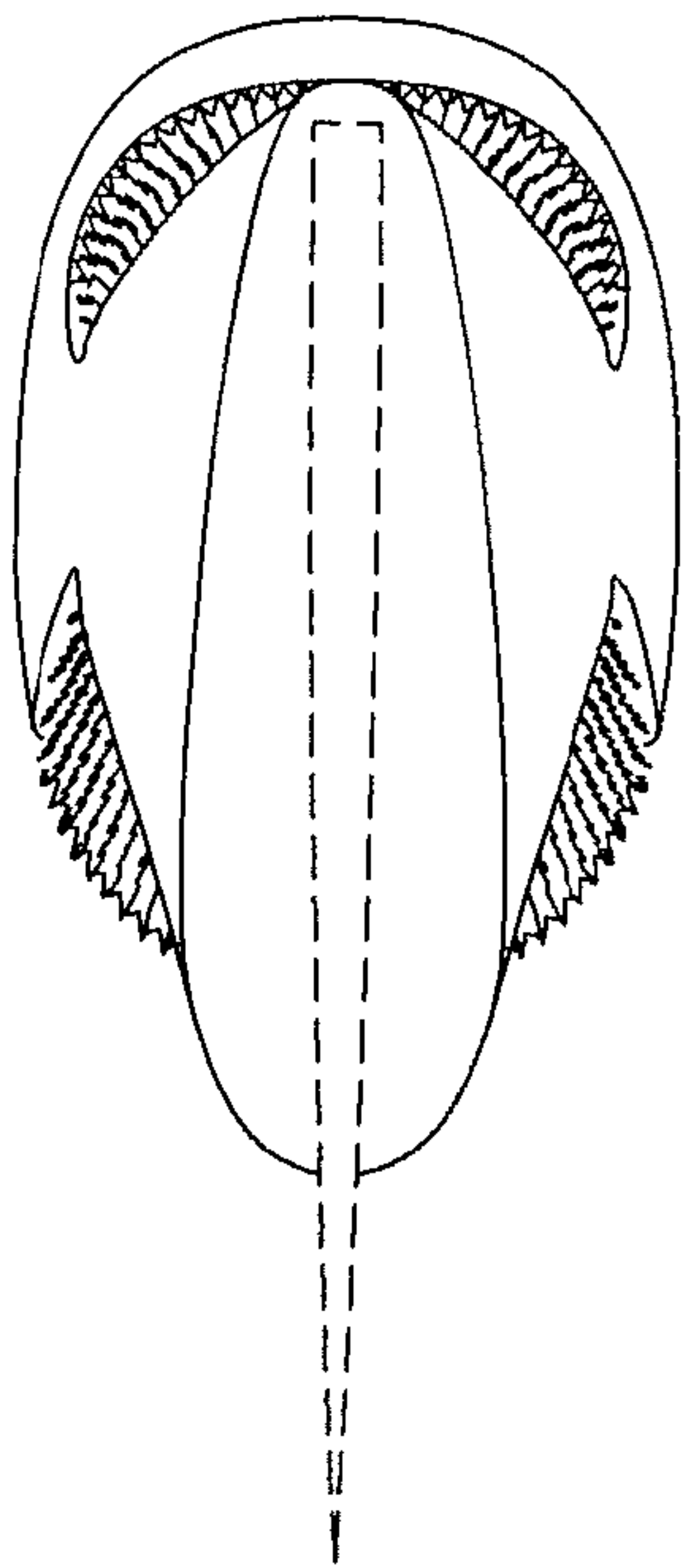


FIG. 3

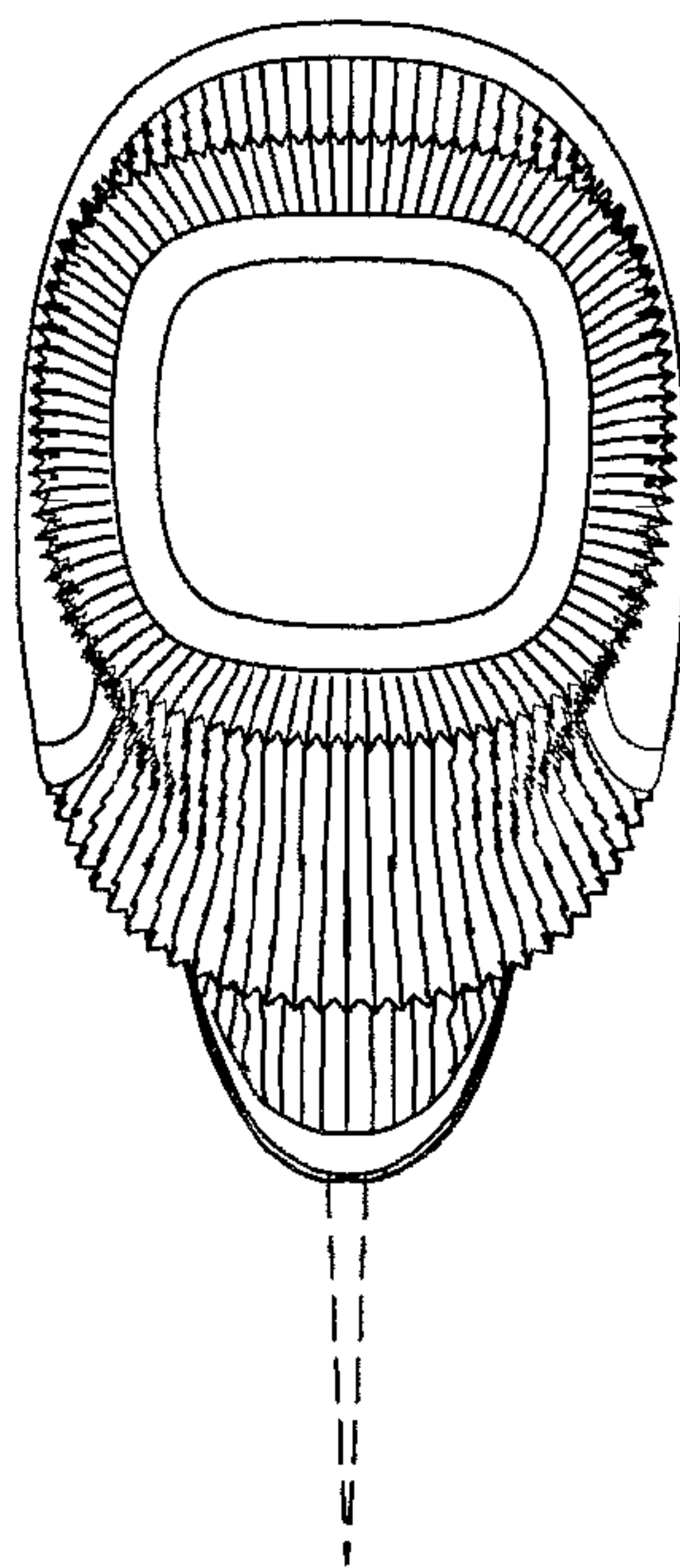


FIG. 4