



US00D553861S

(12) **United States Design Patent**  
**Fernández et al.**

(10) **Patent No.:** **US D553,861 S**  
(45) **Date of Patent:** **\*\* Oct. 30, 2007**

(54) **TRAY**

(75) Inventors: **Enrique Chávez Fernández**, Estado de México (MX); **José Luis Alegría Formoso**, Estado de México (MX)

(73) Assignee: **Proarce S.A. de C.V.** (MX)

(\*\*) Term: **14 Years**

(21) Appl. No.: **29/252,856**

(22) Filed: **Jan. 30, 2006**

**Related U.S. Application Data**

(63) Continuation-in-part of application No. 29/252,855, filed on Jan. 30, 2006, and a continuation-in-part of application No. 29/252,854, filed on Jan. 30, 2006, and a continuation-in-part of application No. 29/252,853, filed on Jan. 30, 2006, and a continuation-in-part of application No. 11/342,022, filed on Jan. 30, 2006.

(51) **LOC (8) Cl.** ..... **03-01**

(52) **U.S. Cl.** ..... **D3/307**

(58) **Field of Classification Search** ..... D3/304–315;  
D9/424–425; D7/550.1, 553; D34/38; 206/427,  
206/503, 504–507, 509, 514, 515, 557; 220/1.5,  
220/427, 501, 509, 516, 519, 553, 555  
See application file for complete search history.

(56) **References Cited**

**U.S. PATENT DOCUMENTS**

D197,672 S \* 3/1964 Robkin ..... D3/312  
3,380,625 A 4/1968 Kreeger  
3,392,877 A 7/1968 Sanders  
3,403,788 A 10/1968 Kreeger  
3,481,507 A 12/1969 Sanders

RE26,758 E 1/1970 Kreeger  
3,581,932 A 6/1971 Kreeger et al.  
3,675,815 A \* 7/1972 Rehrig ..... 206/507  
D236,168 S \* 7/1975 Johnson ..... D3/312

(Continued)

*Primary Examiner*—Louis S. Zarfes  
*Assistant Examiner*—Eric L. Goodman  
(74) *Attorney, Agent, or Firm*—Arnold & Porter LLP; Holly Logue Prutz

(57) **CLAIM**

The ornamental design for a tray, as shown and described.

**DESCRIPTION**

FIG. 1 is a right front perspective view of a tray showing our new design.

FIG. 2 is a right side view thereof.

FIG. 3 is a left side view thereof, which is a mirror image of the right side view.

FIG. 4 is a front view thereof, which is a mirror image of the rear view.

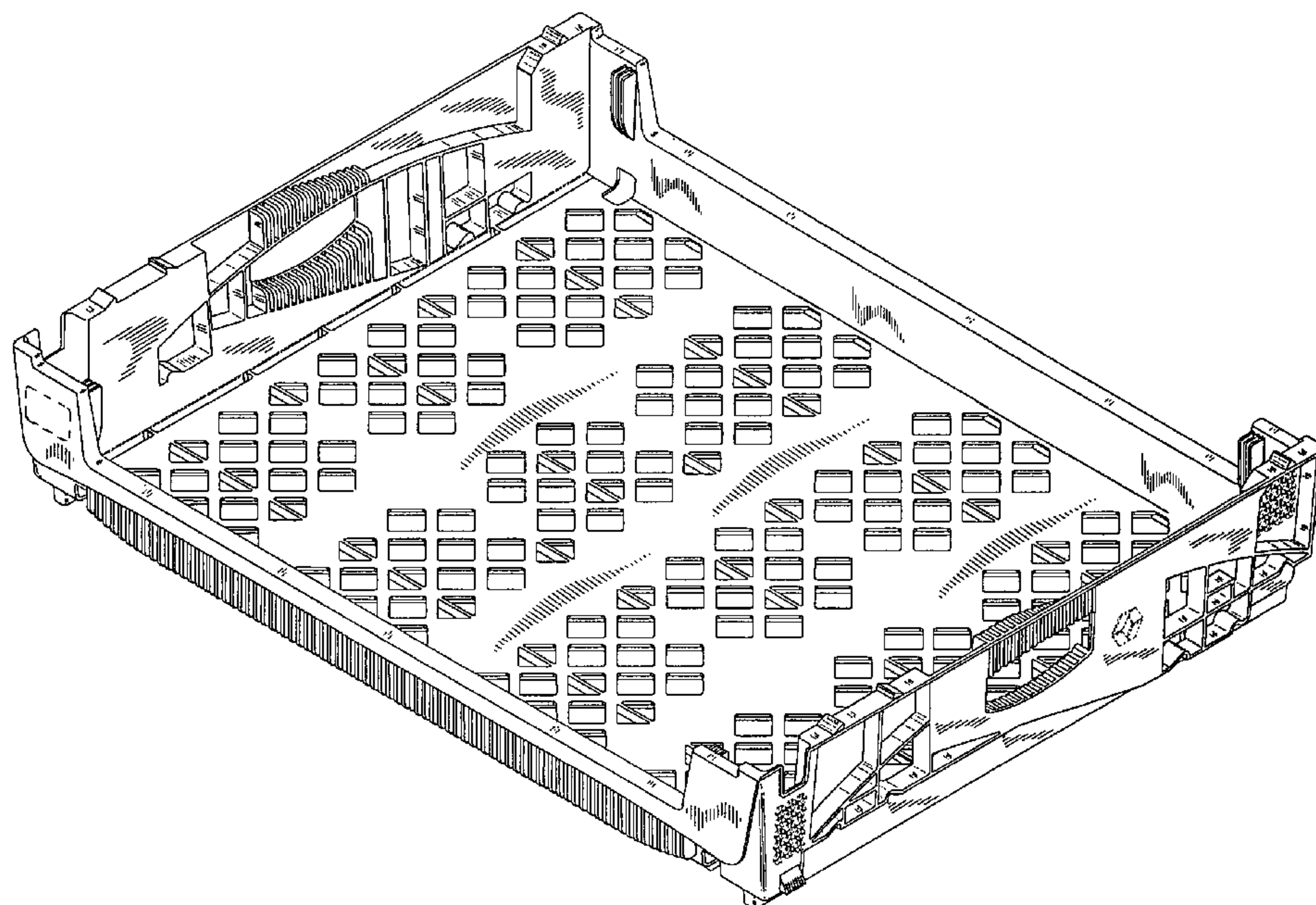
FIG. 5 is a top view thereof.

FIG. 6 is a bottom view thereof; and,

FIG. 7 is a right front perspective view showing two trays of our new design in an assembly.

The broken line showing of the tray in FIGS. 1–7 is included for the purpose of illustrating portions of the article and forms no part of the claimed design. The second tray in FIG. 7 is included for the purpose of illustrating the tray in a stacked configuration and forms no part of the claimed design.

**1 Claim, 7 Drawing Sheets**



# US D553,861 S

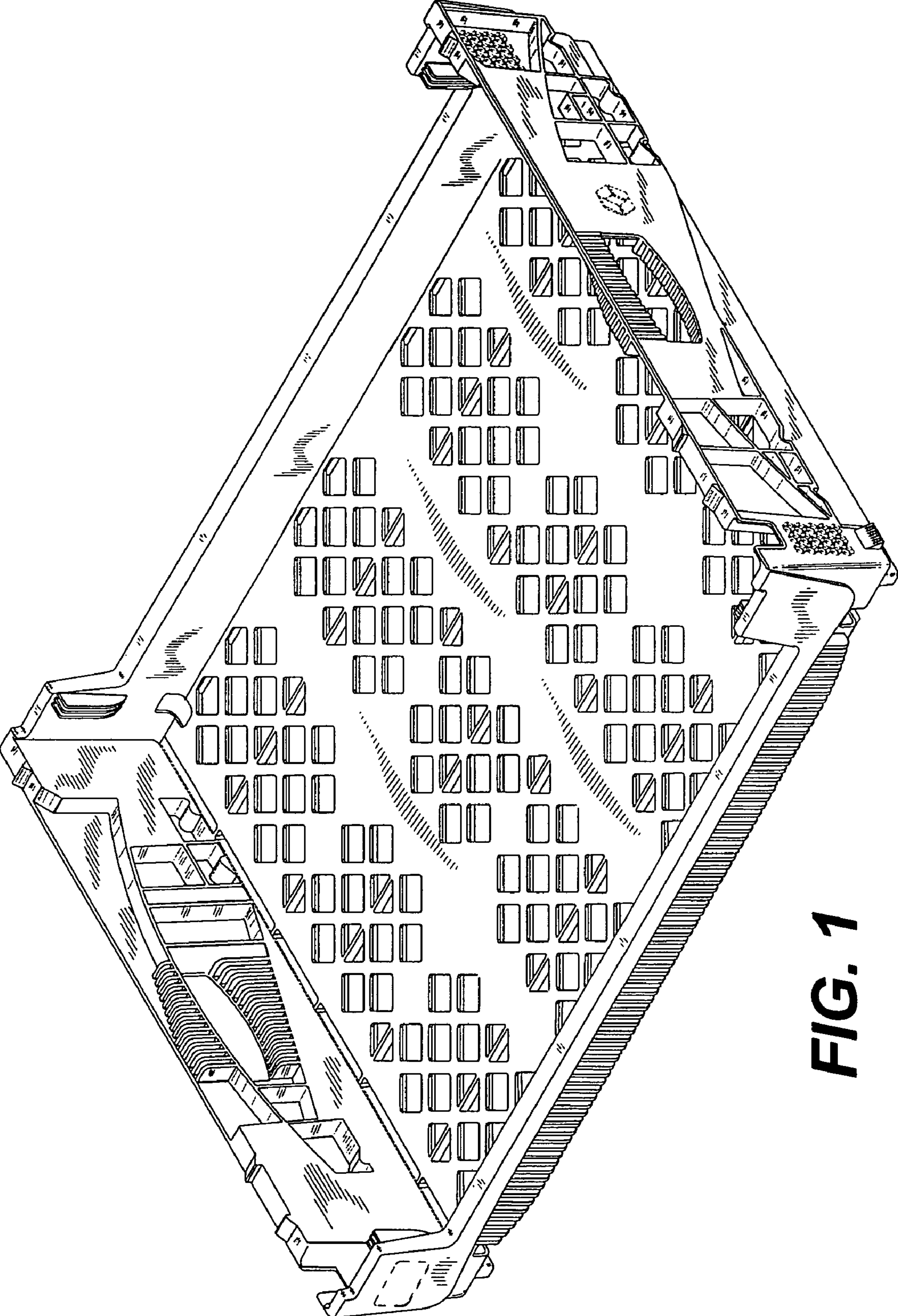
Page 2

## U.S. PATENT DOCUMENTS

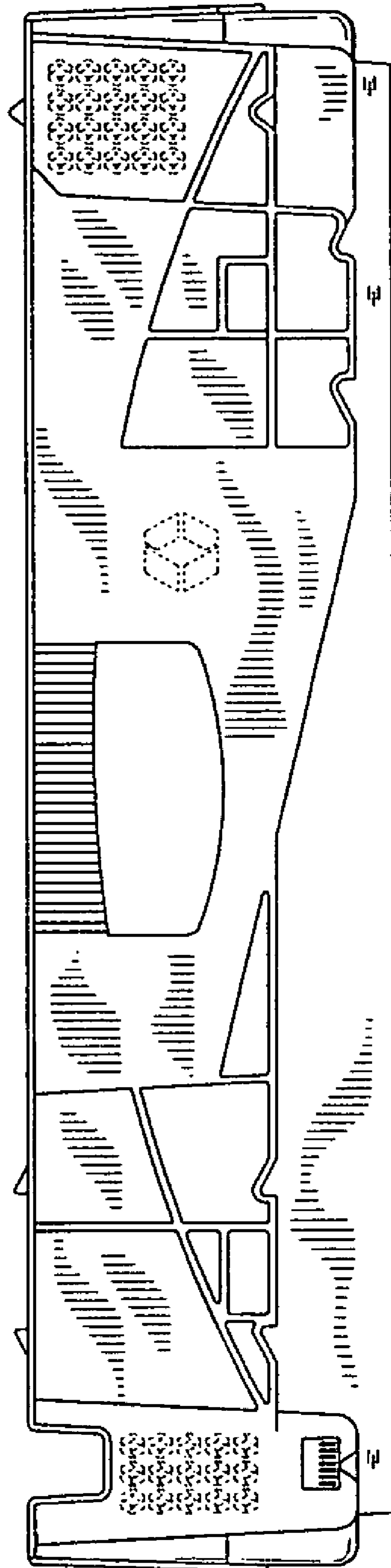
3,952,903 A	4/1976	Sanders et al.	5,035,326 A *	7/1991	Stahl	206/507
4,000,817 A	1/1977	Sanders et al.	D319,908 S *	9/1991	Stahl	D3/304
4,007,839 A	2/1977	Stahl	5,287,966 A *	2/1994	Stahl	206/509
4,093,070 A	6/1978	Stahl	D354,167 S *	1/1995	Stahl	D3/304
4,093,071 A	6/1978	Stahl et al.	D371,882 S *	7/1996	Kristoffersson	D34/38
4,189,052 A	2/1980	Carroll et al.	5,582,296 A *	12/1996	Beauchamp et al.	206/503
4,205,749 A	6/1980	Carroll et al.	D389,310 S *	1/1998	Niemann et al.	D3/312
4,211,327 A	7/1980	Stahl et al.	D401,066 S *	11/1998	Ackermann	D3/307
4,320,837 A	3/1982	Carroll et al.	D417,786 S *	12/1999	Hwang et al.	D3/314
4,383,611 A	5/1983	Kreeger	D439,049 S *	3/2001	Koefeldt	D3/304
4,391,369 A	7/1983	Stahl et al.	D446,939 S *	8/2001	Koefeldt	D3/307
4,402,408 A	9/1983	Kreeger et al.	6,273,259 B1 *	8/2001	Stahl	206/511
4,423,813 A	1/1984	Kreeger et al.	D469,255 S *	1/2003	Hammett	D3/314
4,426,001 A	1/1984	Stahl et al.	6,641,032 B1 *	11/2003	Schilling	229/174
4,523,681 A	6/1985	Kreeger	6,886,710 B2	5/2005	Verna et al.	
4,577,759 A	3/1986	Kreeger	D522,061 S *	5/2006	Chen et al.	D19/92
4,619,366 A	10/1986	Kreeger	2003/0183549 A1 *	10/2003	Verna et al.	206/509
4,635,562 A	1/1987	Kreeger	2004/0060844 A1 *	4/2004	Stahl	206/499
4,813,544 A	3/1989	Kreeger	2005/0183980 A1 *	8/2005	Fernandez et al.	206/509
4,842,142 A	6/1989	Kreeger	2006/0070906 A1 *	4/2006	Verna et al.	206/509
4,936,458 A	6/1990	Tabler et al.				

\* cited by examiner

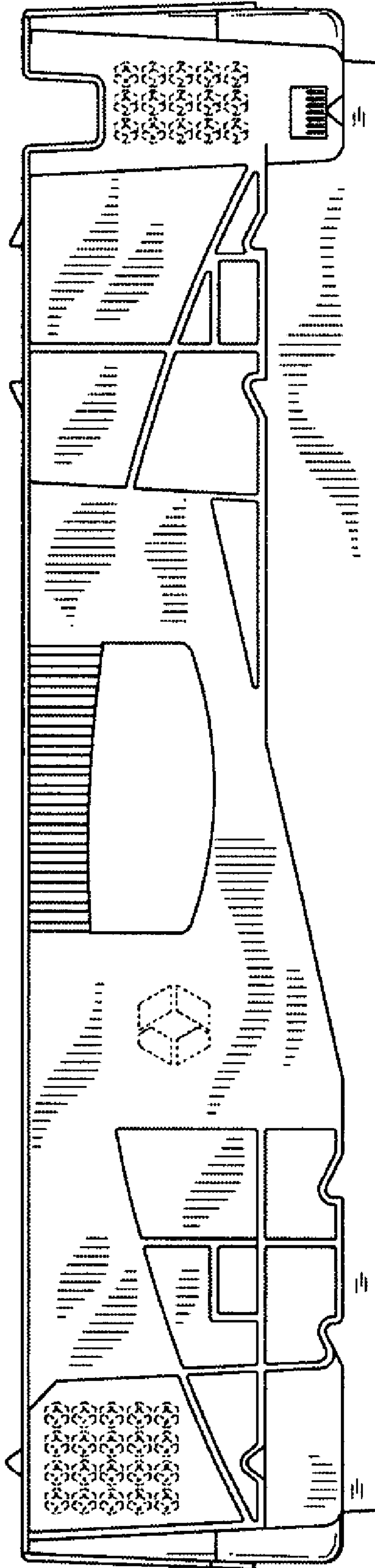




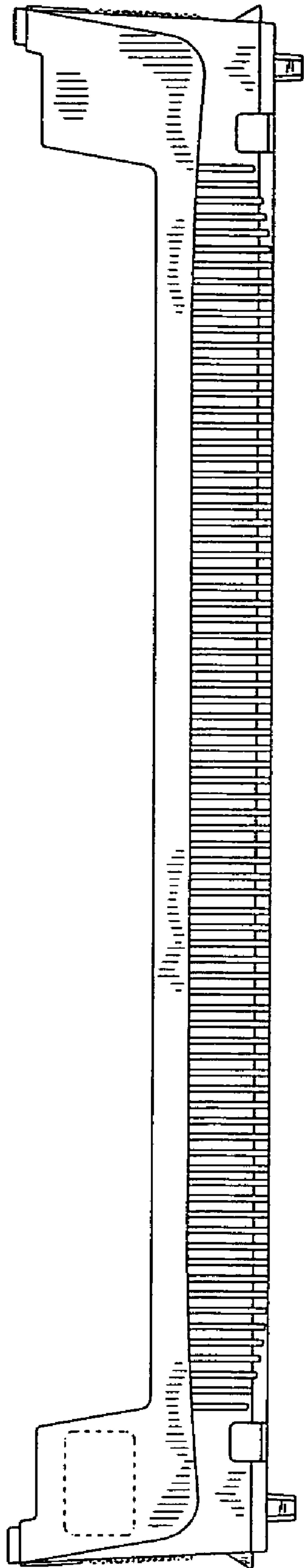
**FIG. 1**



**FIG. 2**




**FIG. 3**

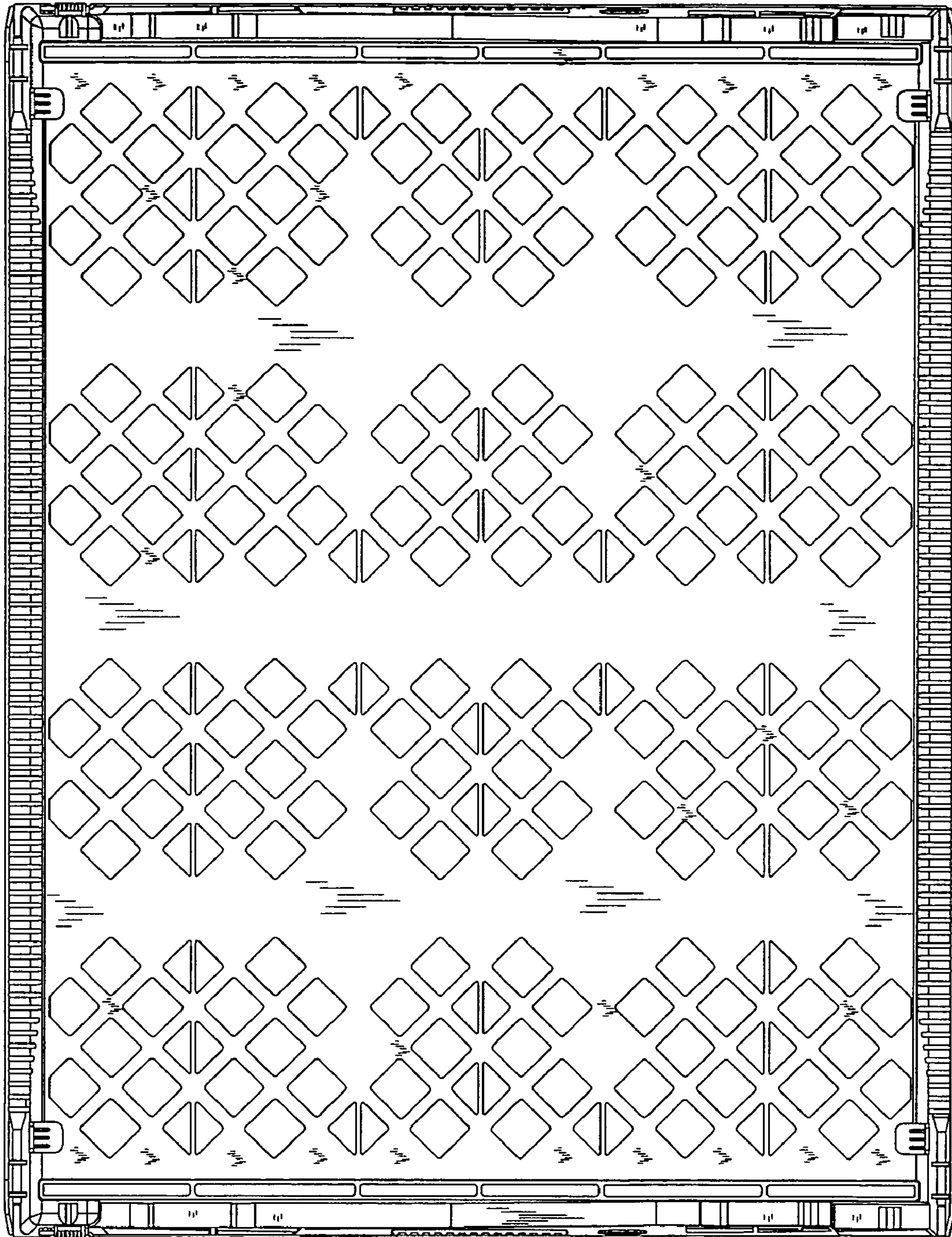


**FIG. 4**



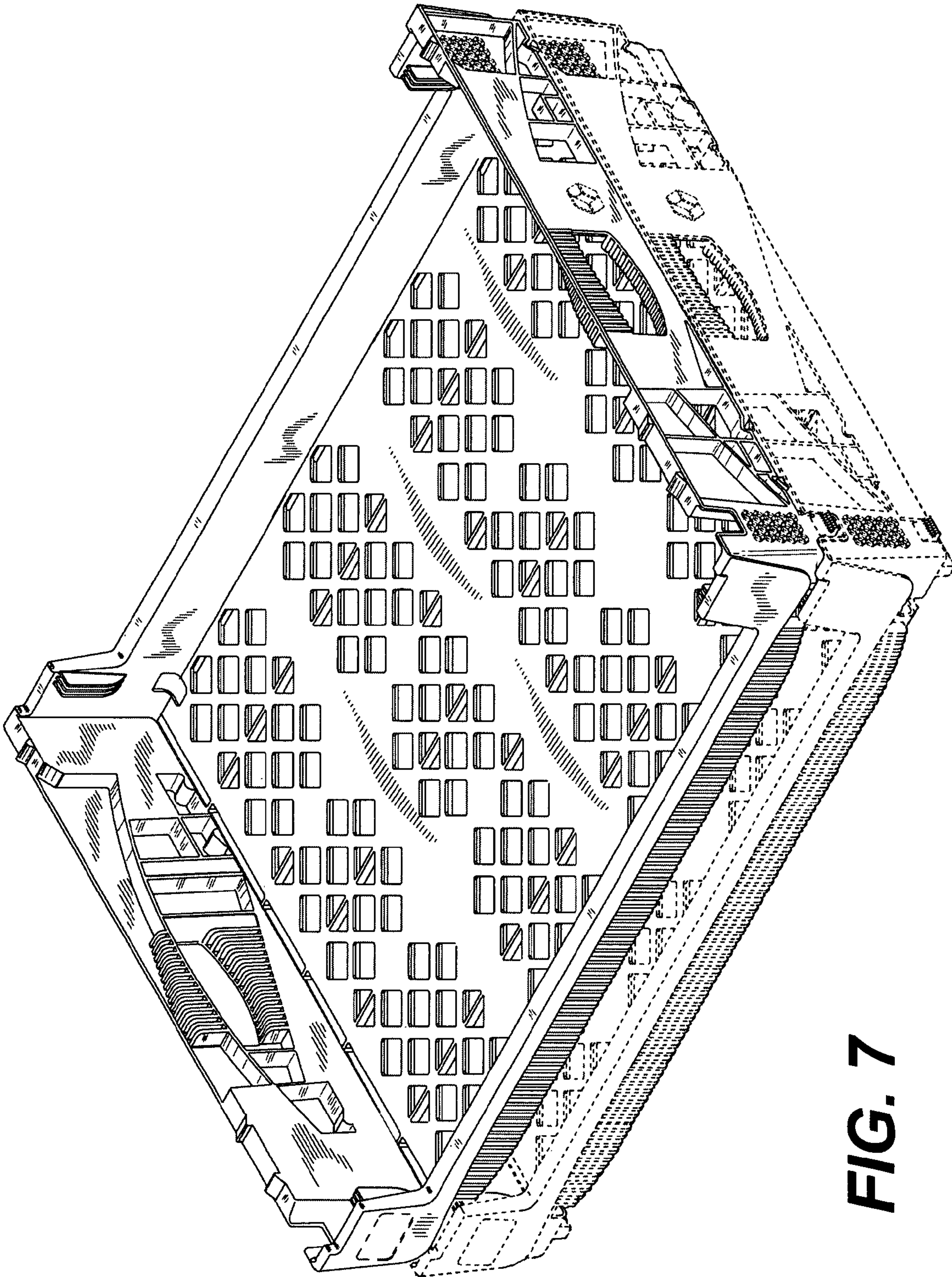


**FIG. 5**



**FIG. 6**





**FIG. 7**