



US00D553857S

(12) **United States Design Patent** (10) **Patent No.:** **US D553,857 S**
Pendergraph et al. (45) **Date of Patent:** **** Oct. 30, 2007**

(54) **CASE FOR TOOL ACCESSORIES**
(75) Inventors: **Melvin A. Pendergraph**, Arlington Heights, IL (US); **Douglas L. Collins**, Crystal Lake, IL (US); **Hagen W. Dost**, Chicago, IL (US); **Paul D. Hatch**, Chicago, IL (US); **Kristian Buschmann**, Chicago, IL (US)
(73) Assignee: **Credo Technology Corporation**, Wilmington, DE (US)

6,926,143 B1 * 8/2005 Chen 206/378
D514,807 S * 2/2006 Concari et al. D3/273
D515,811 S * 2/2006 Liu D3/295
D516,310 S 3/2006 Brunson et al.
D516,808 S 3/2006 Brunson et al.
D520,744 S * 5/2006 Pangerc et al. D3/273
7,048,133 B2 * 5/2006 Pangerc et al. 220/4.22
D523,634 S * 6/2006 Dost et al. D3/273
2005/0173279 A1 * 8/2005 Chen 206/372
2006/0186003 A1 * 8/2006 Dost et al. 206/349
2006/0196793 A1 * 9/2006 Pendergraph et al. 206/372
2006/0201833 A1 * 9/2006 Chen 206/349

(**) Term: **14 Years**

* cited by examiner

(21) Appl. No.: **29/258,809**

Primary Examiner—Gary D. Watson
Assistant Examiner—R. L. (Ulm) Cody

(22) Filed: **Apr. 27, 2006**

(74) *Attorney, Agent, or Firm*—Victor A. Henzi

(51) **LOC (8) Cl.** **03-01**
(52) **U.S. Cl.** **D3/273; D3/905**
(58) **Field of Classification Search** D3/201,
D3/273, 294–295, 298, 905; 206/315.11,
206/349, 372–373, 376–379

(57) **CLAIM**

The ornamental design for a case for tool accessories, as shown and described.

See application file for complete search history.

DESCRIPTION

(56) **References Cited**

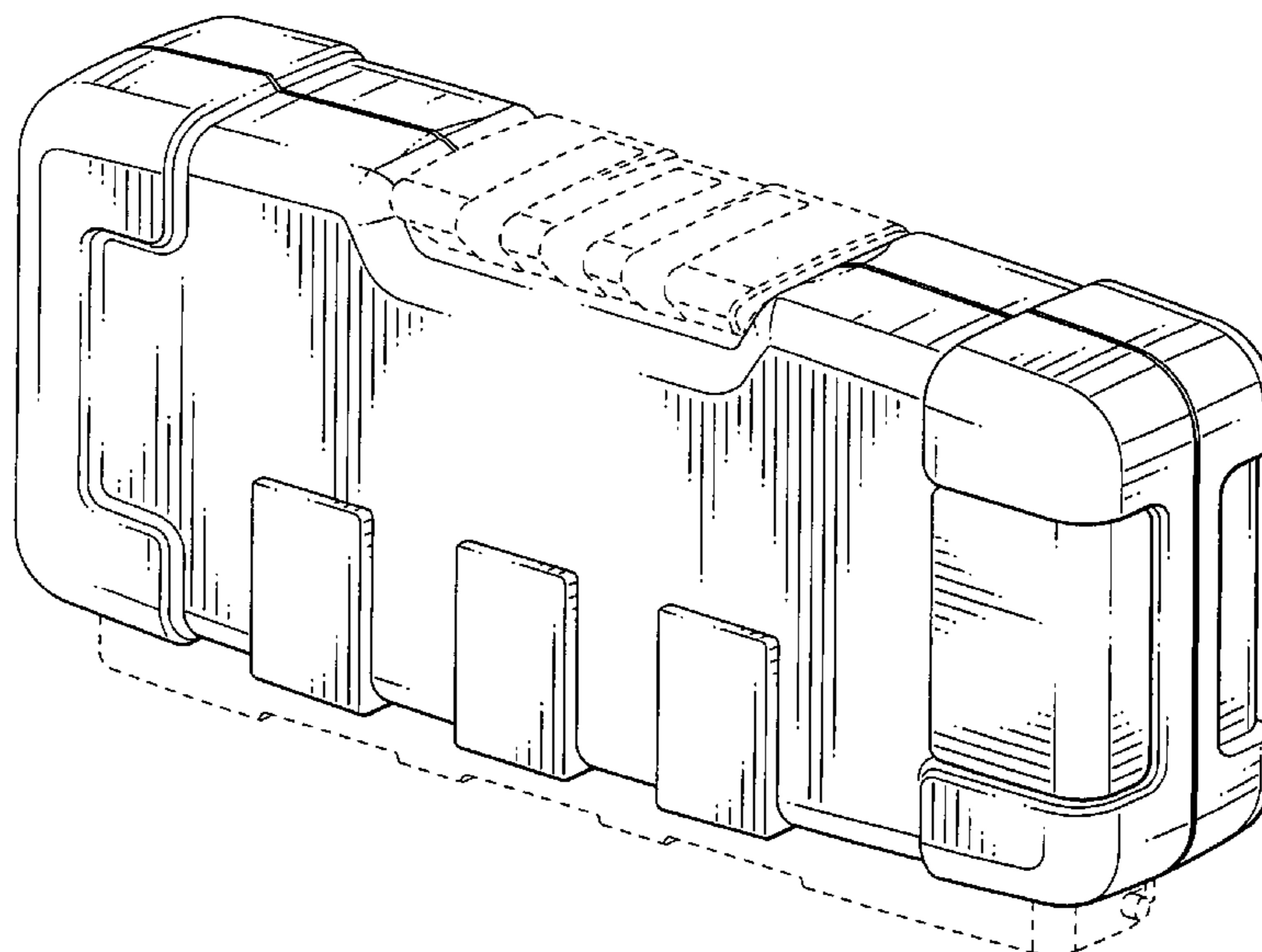
FIG. 1 is a front right perspective view of the present new design for a case for tool accessories;
FIG. 2 is a right elevational view thereof;
FIG. 3 is a left elevational view thereof;
FIG. 4 is a top plan view thereof;
FIG. 5 is a bottom plan view thereof;
FIG. 6 is a rear elevational view thereof; and,
FIG. 7 is a front elevational view thereof.

U.S. PATENT DOCUMENTS

D418,977 S * 1/2000 Streich D3/273
D422,787 S * 4/2000 Feng D3/273
D432,304 S * 10/2000 Zurwelle et al. D3/281
D437,684 S * 2/2001 Streich et al. D3/273
D438,004 S * 2/2001 Watson et al. D3/276
6,213,296 B1 * 4/2001 Streich et al. 206/373
D447,634 S * 9/2001 Snider D3/294
6,405,864 B1 * 6/2002 Streich et al. 206/373
D478,209 S * 8/2003 Chen D3/282
D482,529 S * 11/2003 Hardigg et al. D3/276
6,698,609 B2 * 3/2004 Pangerc et al. 220/23.87
6,755,302 B1 * 6/2004 Streich et al. 206/373

The broken lines showing various portions of a case for tool accessories are for illustrative purposes only and form no part of the claimed design.

1 Claim, 6 Drawing Sheets



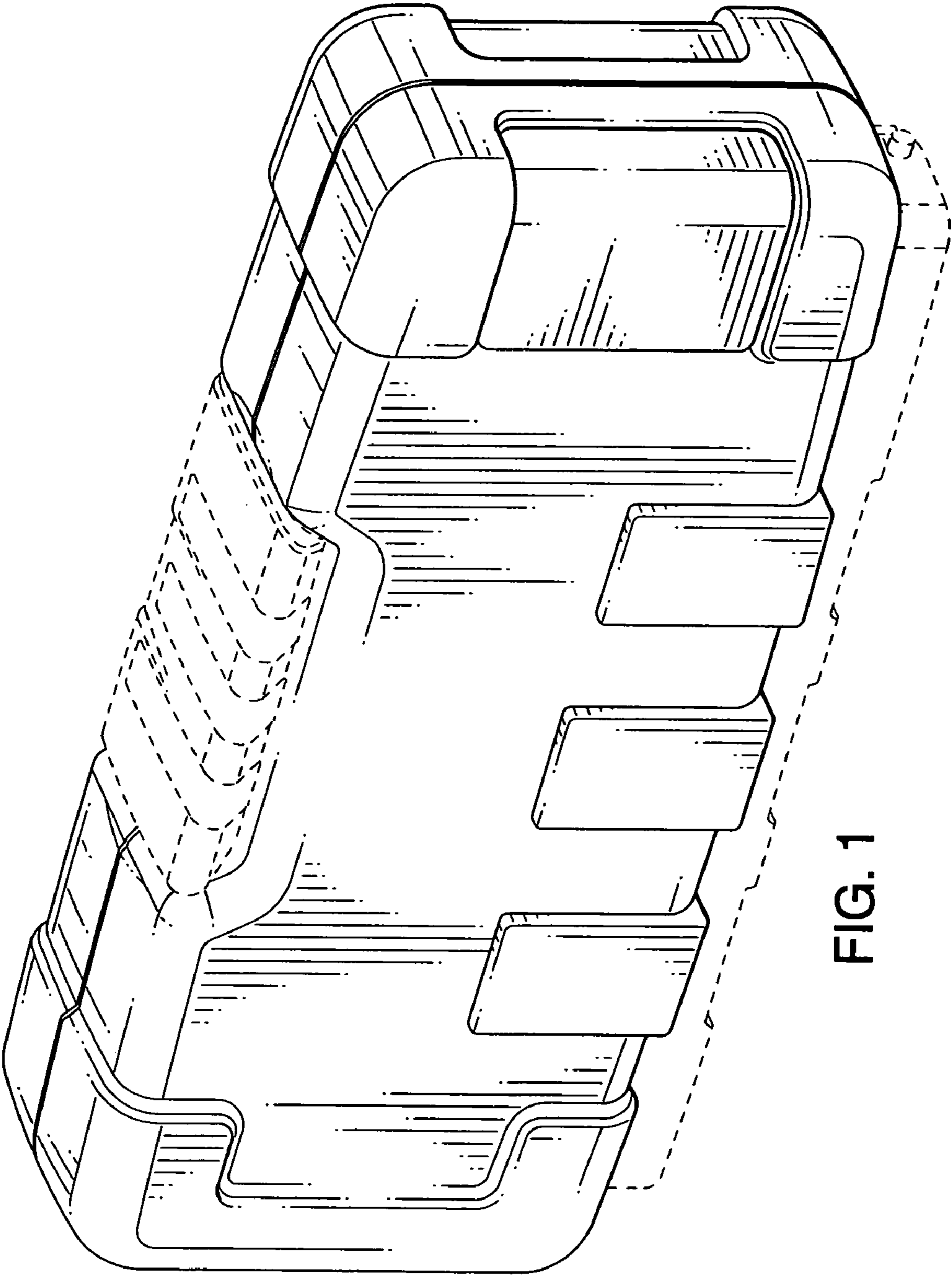


FIG. 1

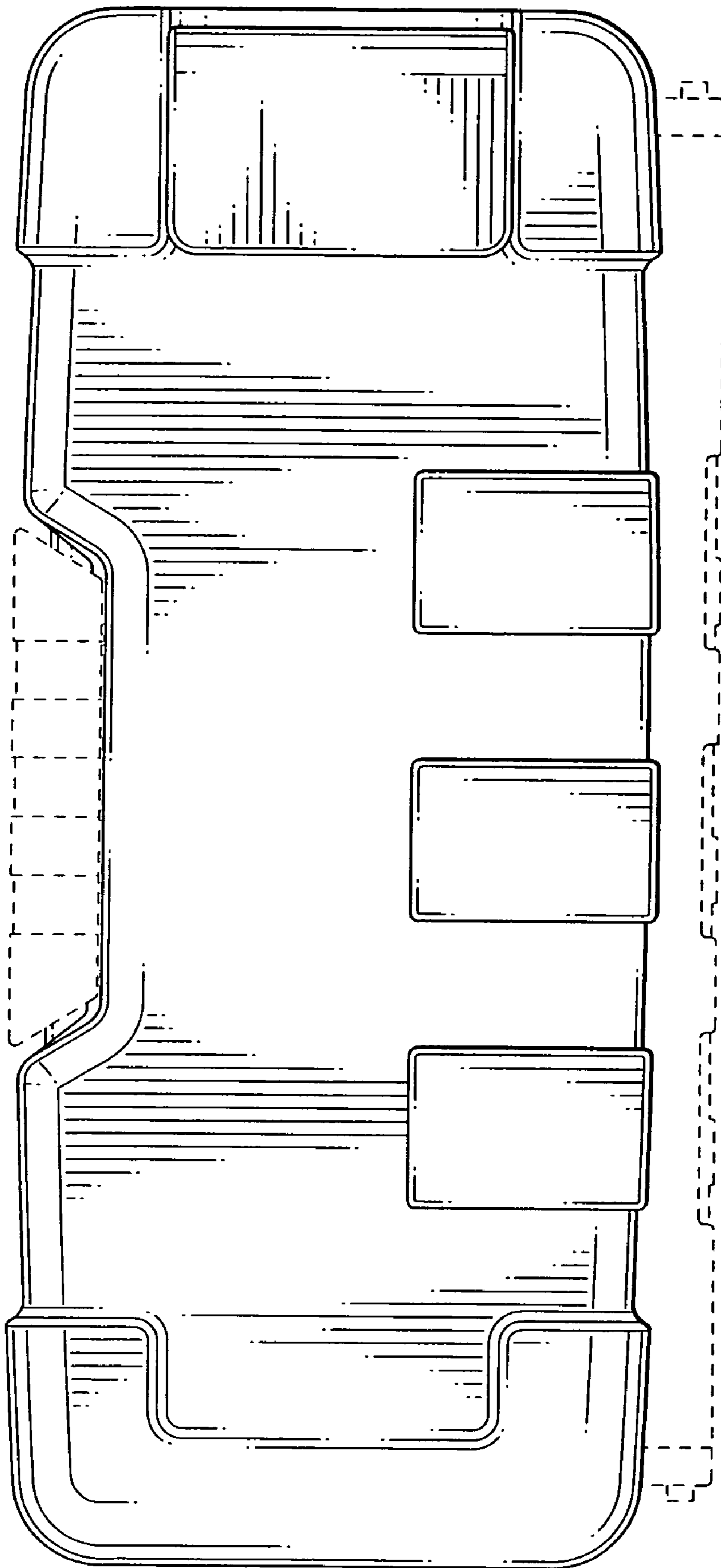


FIG. 2

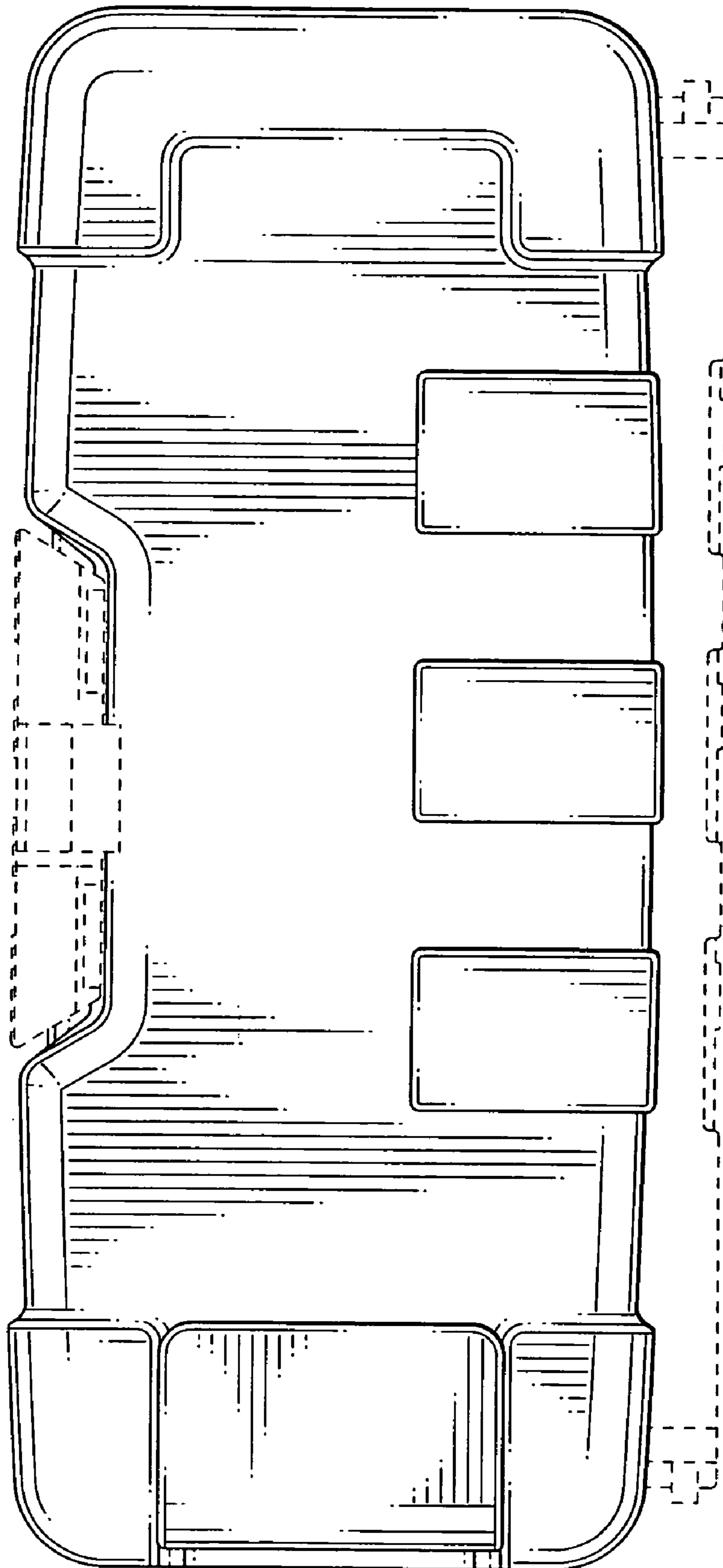


FIG. 3

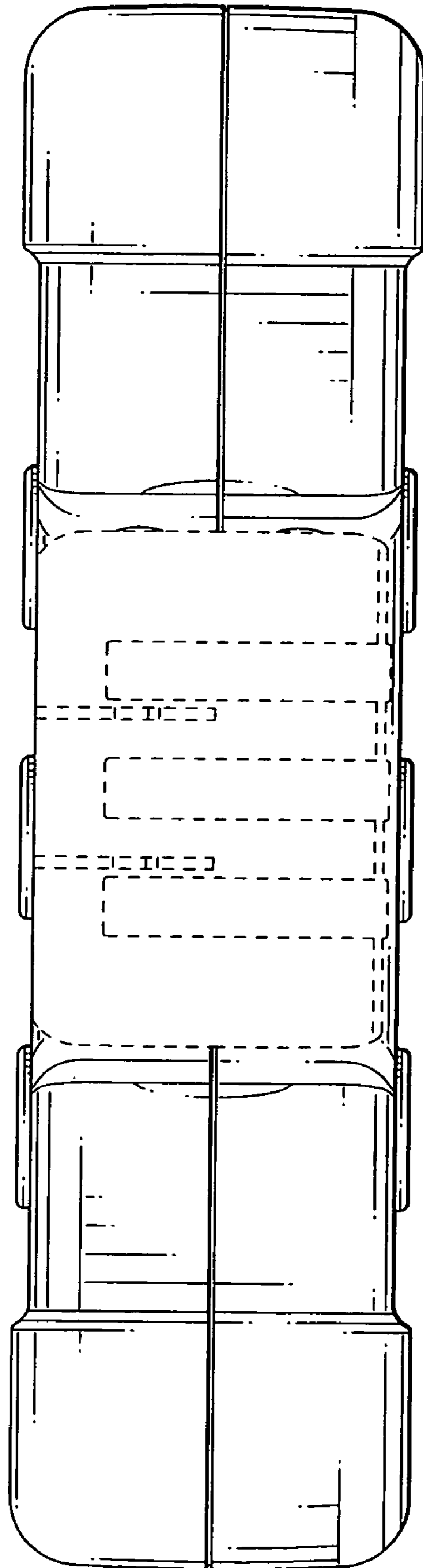


FIG. 4

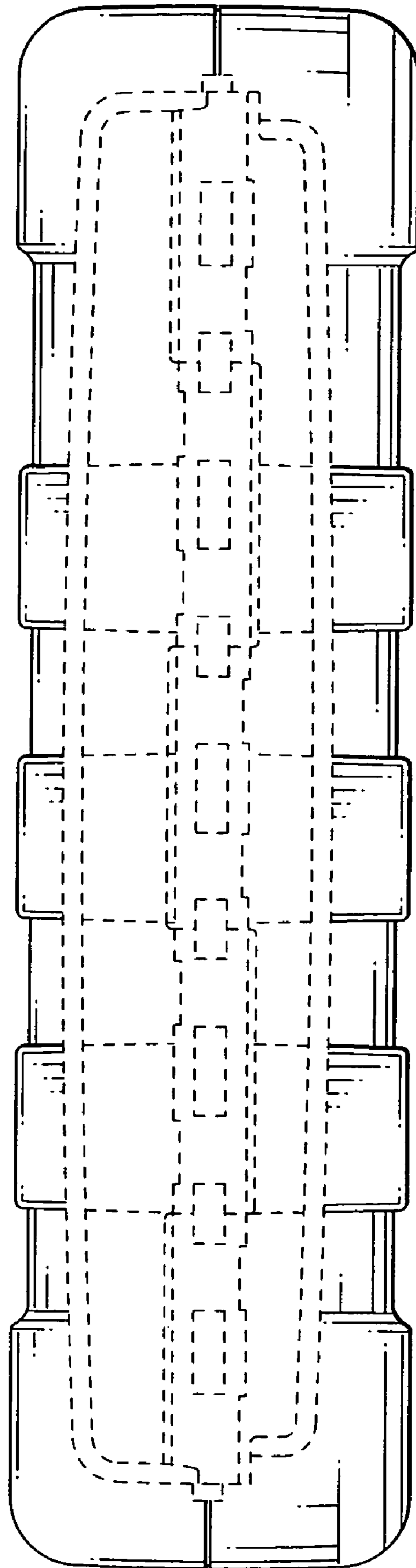


FIG. 5

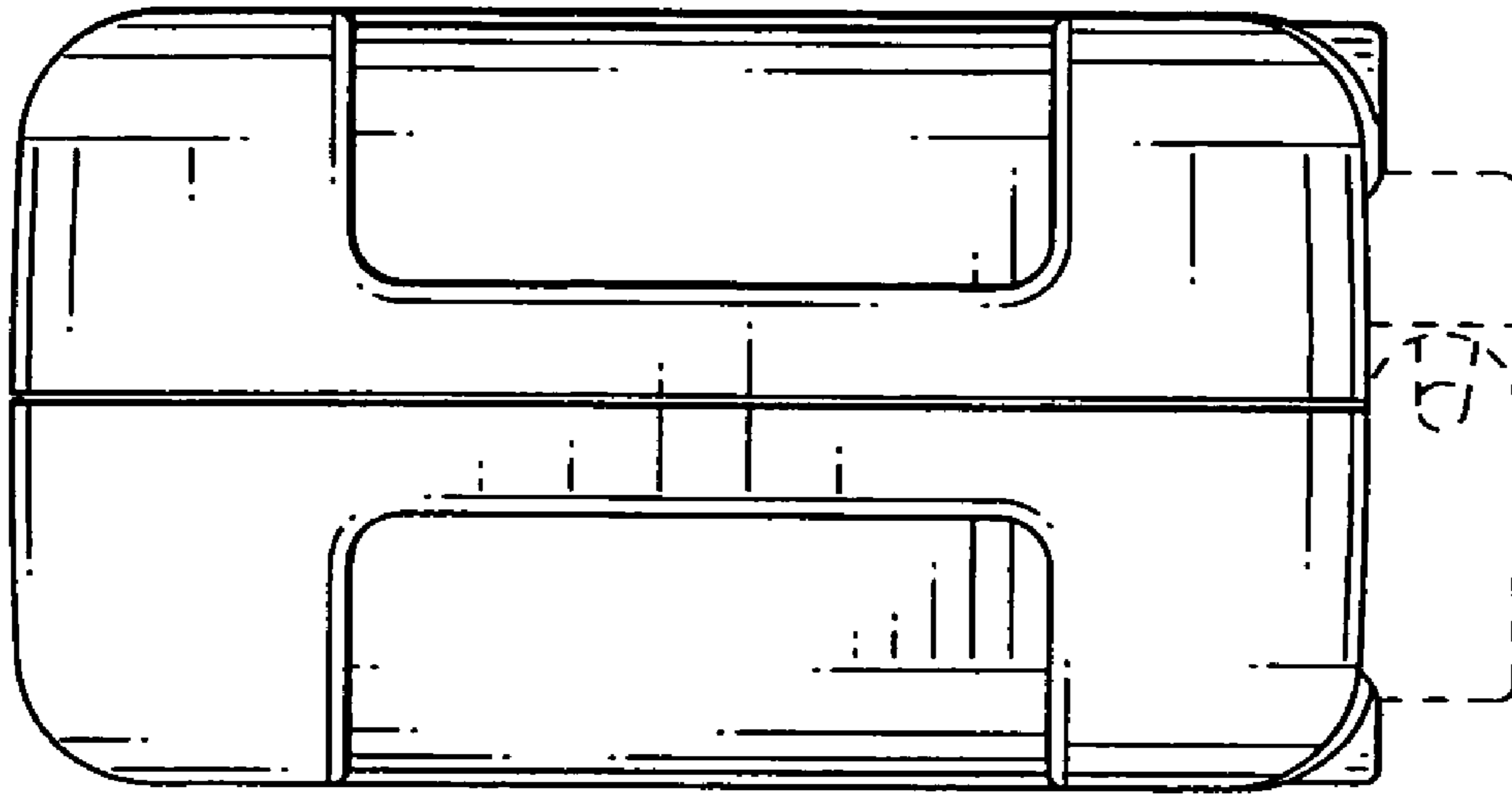


FIG. 7

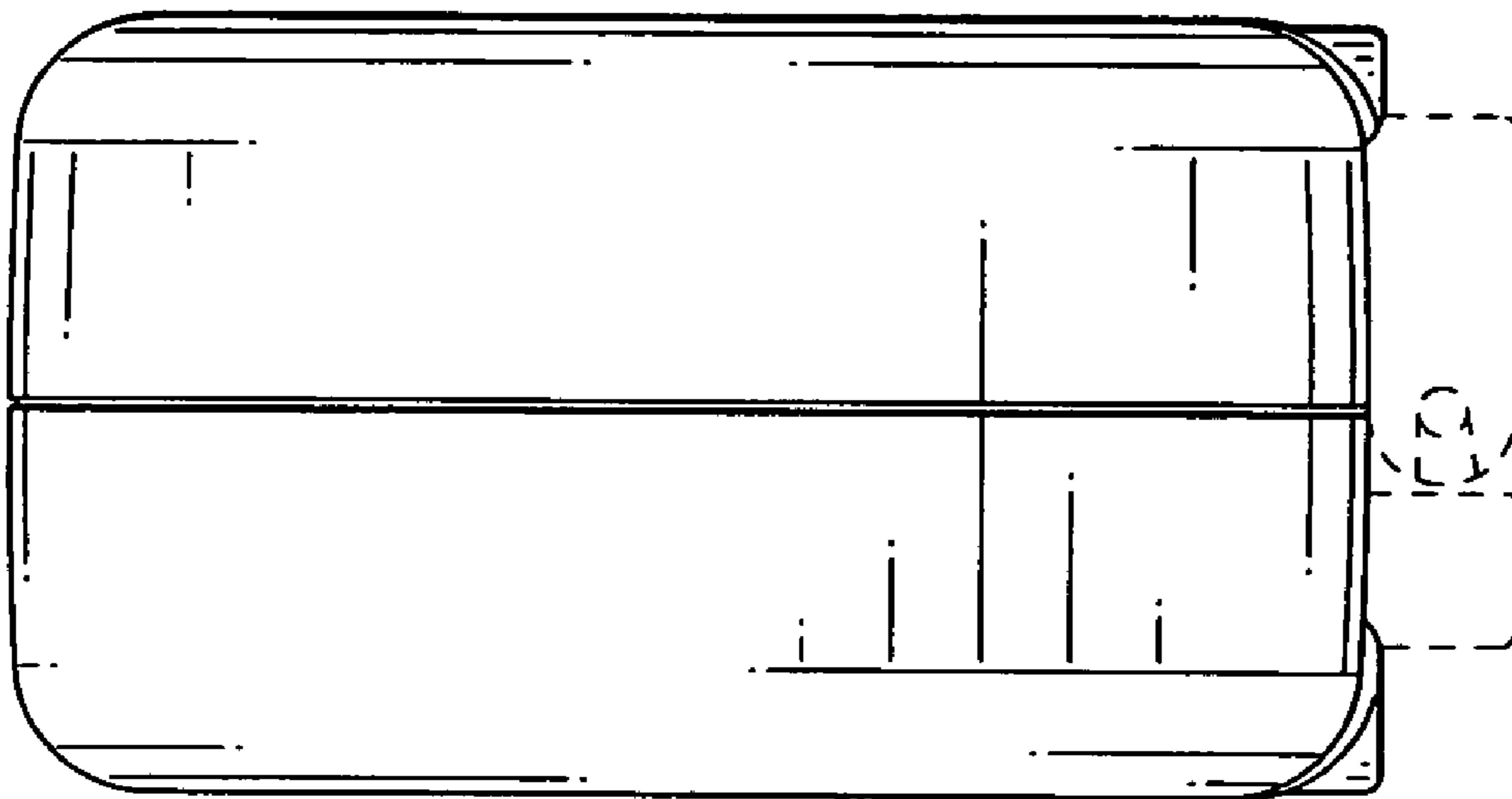


FIG. 6