



US00D553833S

(12) **United States Design Patent**
Walden

(10) **Patent No.:** **US D553,833 S**

(45) **Date of Patent:** **** Oct. 30, 2007**

(54) **SHOE BOTTOM**

(75) Inventor: **Todd M Walden**, Long Beach, CA (US)

(73) Assignee: **Skechers U.S.A., Inc. II**, Manhattan Beach, CA (US)

(**) Term: **14 Years**

(21) Appl. No.: **29/276,124**

(22) Filed: **Jan. 16, 2007**

(51) **LOC (8) Cl.** **02-04**

(52) **U.S. Cl.** **D2/957; D2/953; D2/960**

(58) **Field of Classification Search** D2/947, D2/953, 957, 959, 960; 36/3 B, 7.3, 14, 36/22 R, 24.5, 25 R, 28, 32 R, 67 A, 59 C
See application file for complete search history.

(56) **References Cited**

U.S. PATENT DOCUMENTS

D64,023 S	2/1924	Melville	
D69,440 S *	2/1926	Church	D2/954
D77,005 S *	11/1928	Oakley	D2/967
4,098,011 A *	7/1978	Bowerman et al.	36/129
4,194,310 A	3/1980	Bowerman	
4,378,643 A	4/1983	Johnson	
D275,714 S *	10/1984	Jacobson	D2/960
4,562,651 A	1/1986	Frederick et al.	
D284,616 S *	7/1986	Gamm	D2/954
D288,028 S *	2/1987	Chassaing	D2/955
D306,232 S *	2/1990	Cummings	D2/960
D315,442 S	3/1991	Kilgore et al.	
D318,170 S	7/1991	Hatfield	
D321,977 S	12/1991	Kilgore et al.	
D322,511 S	12/1991	Lucas	
D323,422 S *	1/1992	Lucarelli	D2/960
D324,941 S	3/1992	Hatfield	
D329,536 S	9/1992	Lucas	
D331,139 S *	11/1992	Hatfield et al.	D2/957
D339,454 S	9/1993	Hatfield	
D342,825 S	1/1994	McDonald	
D348,350 S *	7/1994	Lucas	D2/957

D380,075 S *	6/1997	Sell et al.	D2/959
D385,093 S	10/1997	Cass	
D385,392 S *	10/1997	Cass	D2/954
D388,945 S	1/1998	Teague	
D392,446 S *	3/1998	Fogg	D2/954
D392,449 S *	3/1998	Worthington	D2/957
D394,938 S	6/1998	Lupo	
D394,944 S	6/1998	Doxey	
D394,945 S	6/1998	Doxey	
D395,339 S	6/1998	Gray	
D395,340 S	6/1998	Tresser	
D395,740 S	7/1998	Cass	
D418,665 S *	1/2000	Hatfield	D2/957
D423,201 S	4/2000	Wilson	
D424,285 S *	5/2000	Nason	D2/953
6,076,283 A *	6/2000	Boie	36/59 C

(Continued)

OTHER PUBLICATIONS

Photos of prior art shoe. Unknown date of first public disclosure.

Primary Examiner—Celia A. Murphy

(74) *Attorney, Agent, or Firm*—Marshall A. Lerner; Marvin H. Kleinberg; Kleinberg & Lerner, LLP

(57) **CLAIM**

The ornamental design for a shoe bottom, as shown and described.

DESCRIPTION

FIG. 1 is a perspective view of a shoe bottom in accordance with my invention.

FIG. 2 is a bottom plan view thereof;

FIG. 3 is a right side elevational view thereof;

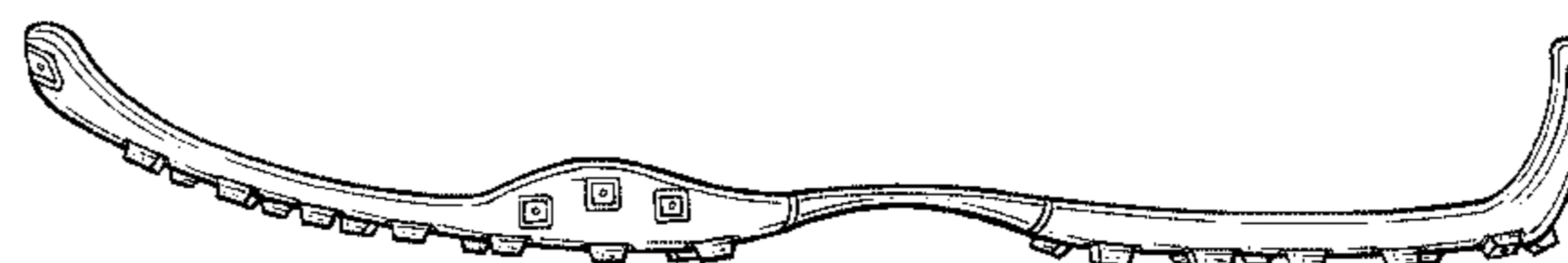
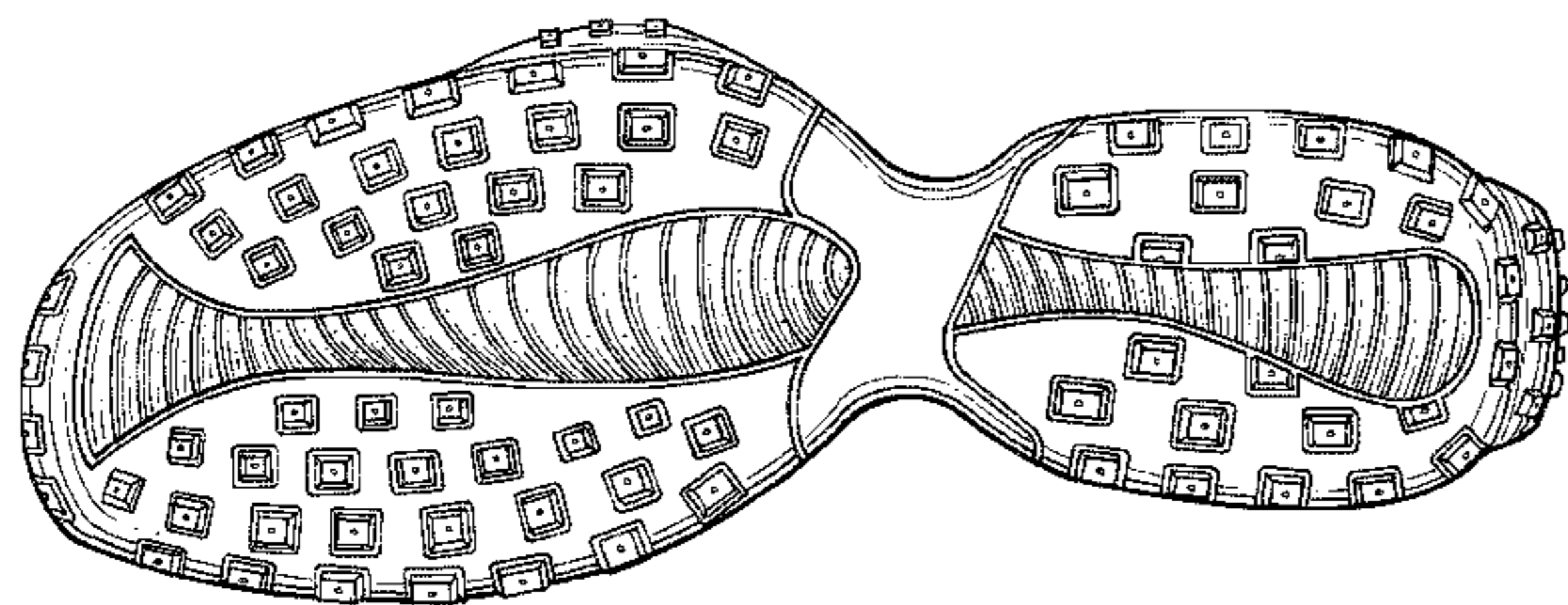
FIG. 4 is a left side elevational view thereof;

FIG. 5 is a front elevational view thereof; and,

FIG. 6 is a rear elevational view thereof.

Broken lines in the figures are for illustrative purposes only and form no part of the claimed invention.

1 Claim, 3 Drawing Sheets



US D553,833 S

Page 2

U.S. PATENT DOCUMENTS

D432,768 S	10/2000	Neely					
6,199,302 B1 *	3/2001	Kayano	36/28			
D440,748 S *	4/2001	Morgan	D2/957			
D454,426 S	3/2002	Wilson					
D455,895 S *	4/2002	Yang	D2/955			
D470,998 S *	3/2003	Adreliunas et al.	D2/953			
D470,999 S	3/2003	Schroeder et al.					
D476,141 S *	6/2003	Matis	D2/960			
D476,142 S *	6/2003	Matis	D2/960			
D481,201 S *	10/2003	Shea et al.	D2/954			
6,665,958 B2	12/2003	Goodwin					
D497,706 S *	11/2004	Belley et al.	D2/957			
D504,998 S *	5/2005	McClaskie	D2/959			
D523,215 S *	6/2006	Drazic	D2/951			
D528,748 S	9/2006	Fuerst					
D530,493 S	10/2006	Holmes					
D530,494 S *	10/2006	Holmes	D2/957			
D536,163 S *	2/2007	McClaskie	D2/957			
2003/0093920 A1 *	5/2003	Greene et al.	36/25 R			
2004/0123495 A1 *	7/2004	Greene et al.	36/30 R			
2005/0060914 A1 *	3/2005	Furst	36/102			
2006/0168847 A1 *	8/2006	Myers et al.	36/3 B			

* cited by examiner

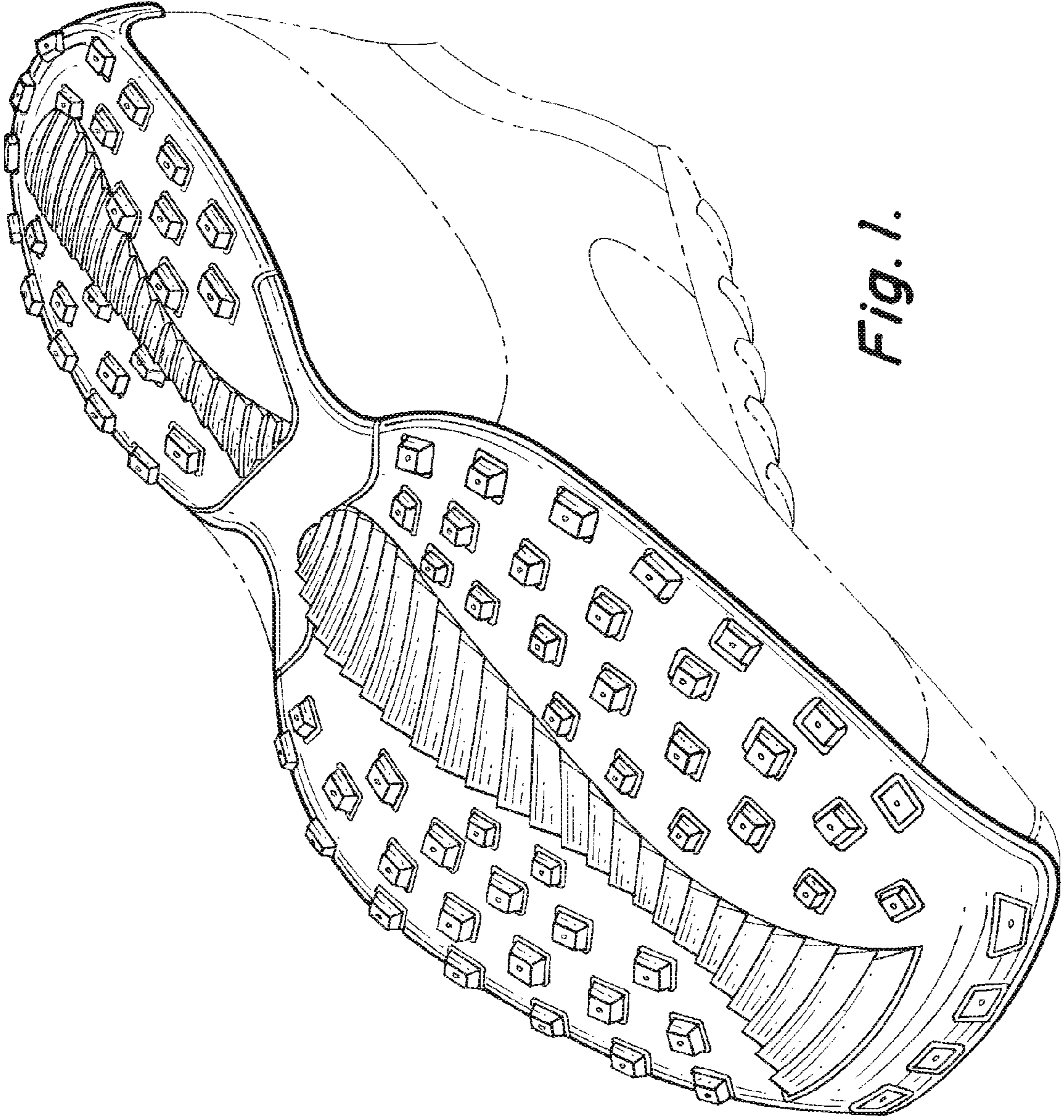


Fig. 1.

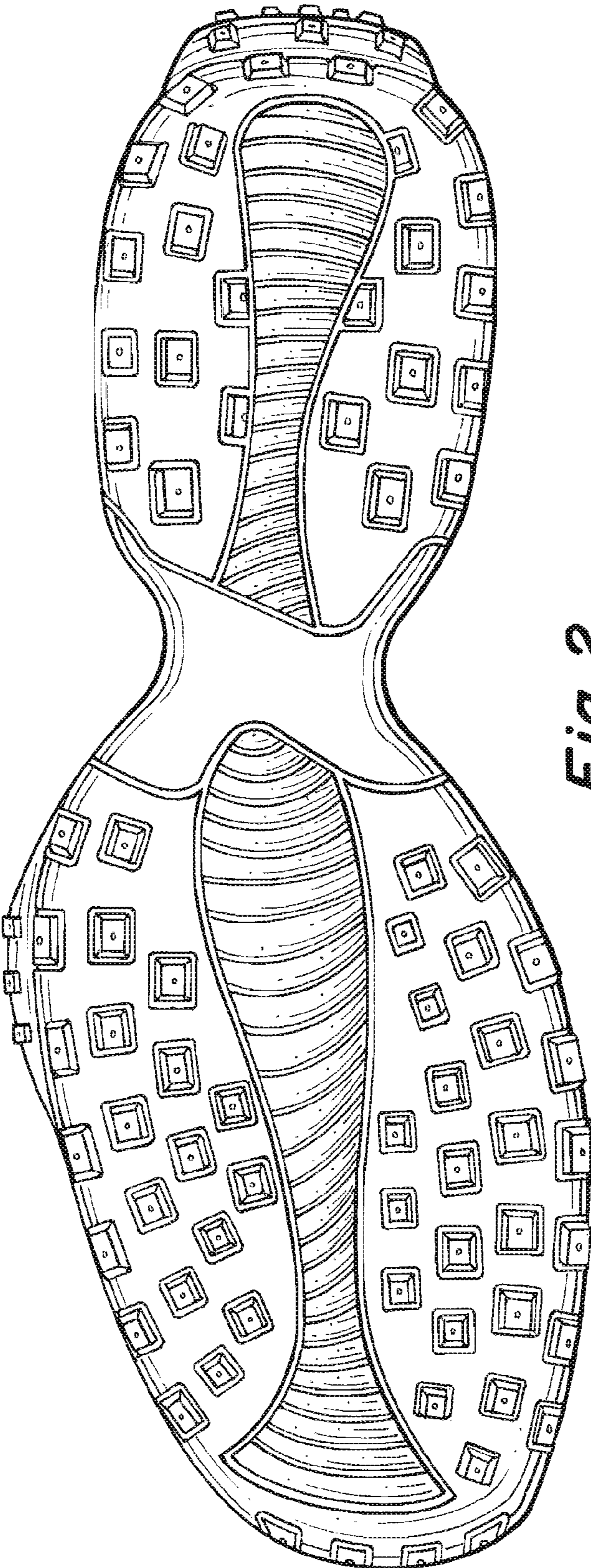


Fig. 2.

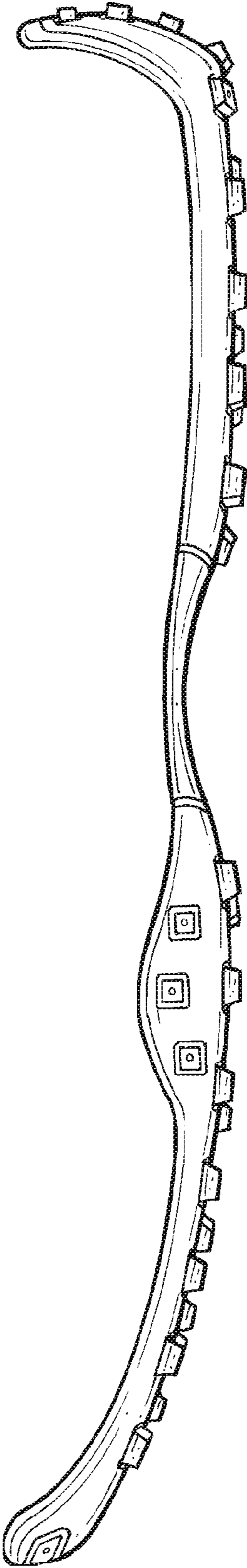


Fig. 3.

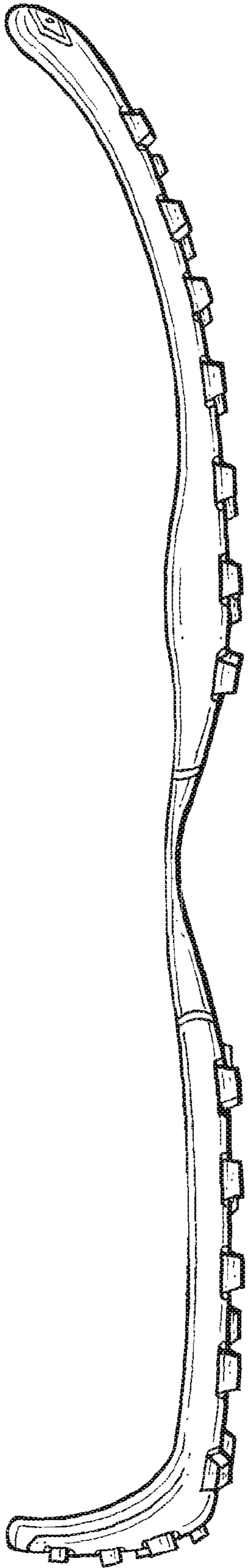


Fig. 4.

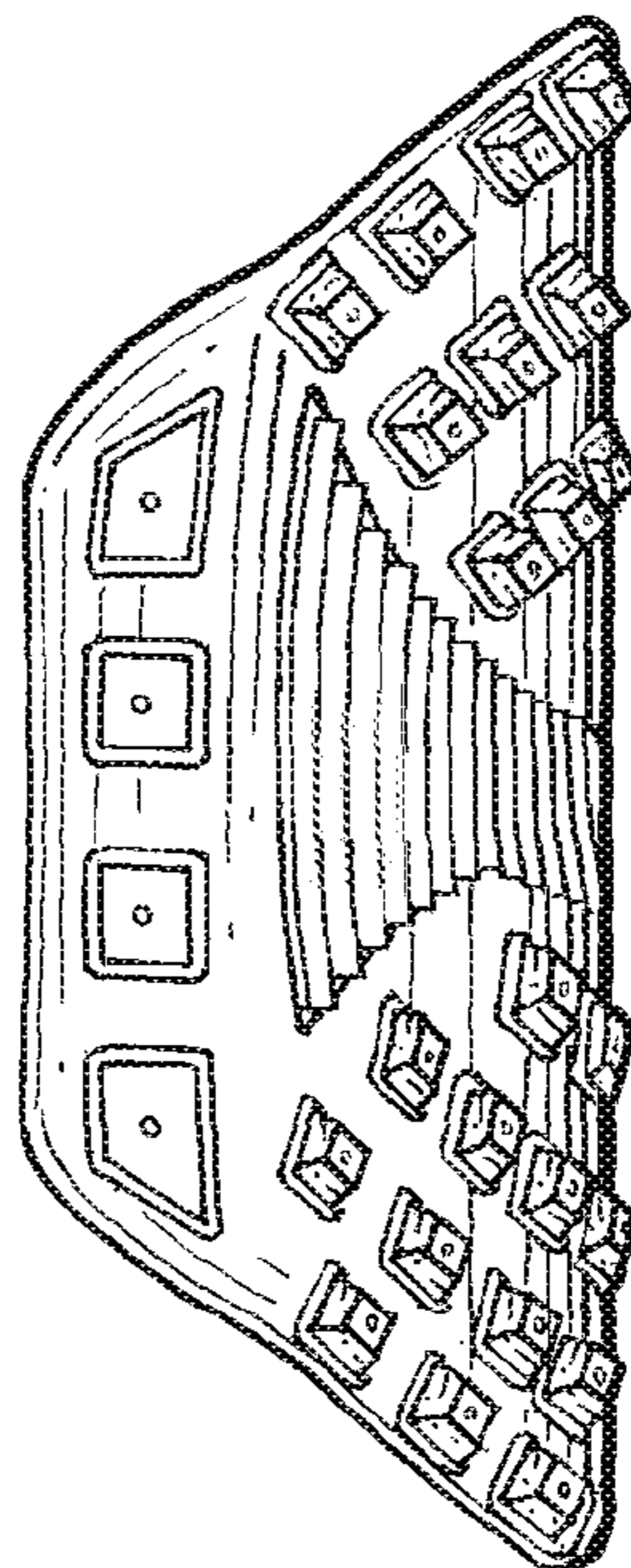


Fig. 5.

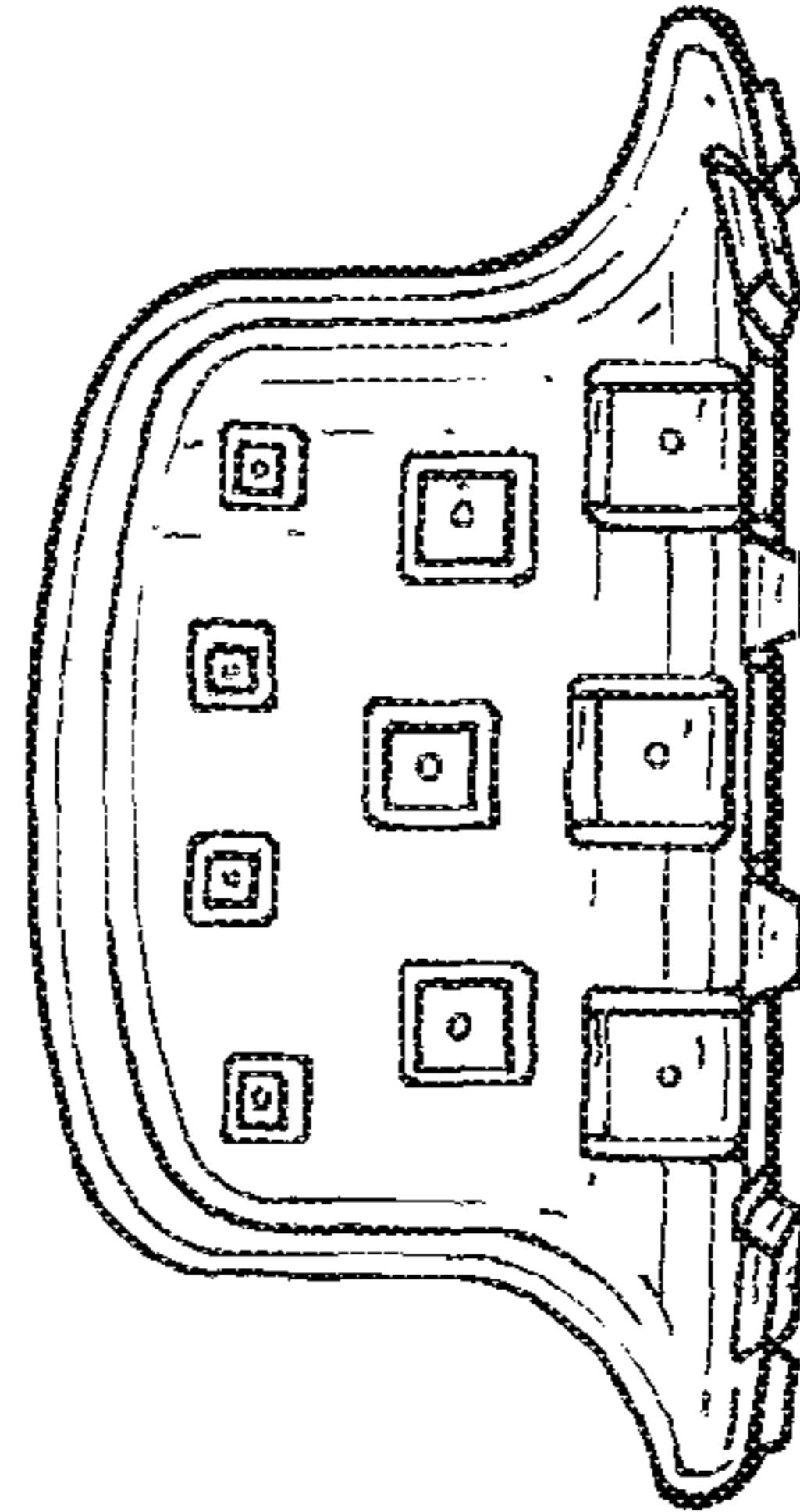


Fig. 6.