



US00D553819S

(12) **United States Design Patent**
Brothers

(10) **Patent No.:** **US D553,819 S**

(45) **Date of Patent:** **** Oct. 23, 2007**

(54) **BUCKET CLOSURE**

(76) **Inventor:** **Don R. Brothers**, 5331 State Route 7,
New Waterford, OH (US) 44445

(**) **Term:** **14 Years**

(21) **Appl. No.:** **29/207,967**

(22) **Filed:** **Jun. 23, 2004**

Related U.S. Application Data

(63) Continuation-in-part of application No. 29/174,131,
filed on Jan. 13, 2003, now abandoned.

(51) **LOC (8) Cl.** **07-07**

(52) **U.S. Cl.** **D32/54; D7/354; D30/129**

(58) **Field of Classification Search** D32/54,
D32/53, 53.1; D9/435-436; 248/110, 113,
248/213.1; 211/65-66; 220/697, 700-701,
220/736, 695, 698; D7/540, 354-351, 545;
D30/129-130

See application file for complete search history.

(56) **References Cited**

U.S. PATENT DOCUMENTS

1,699,339 A * 1/1929 Alaj 206/502

D241,399 S * 9/1976 Christian D7/540

D373,858 S * 9/1996 Chen D30/130

D383,275 S * 9/1997 Hebert D32/54

D452,155 S * 12/2001 Stodd D9/454

D489,611 S * 5/2004 Monsanty D9/435

* cited by examiner

Primary Examiner—Pamela J. Burgess

(74) *Attorney, Agent, or Firm*—Harpman & Harpman

(57) **CLAIM**

The ornamental design for a bucket closure, as shown and
described.

DESCRIPTION

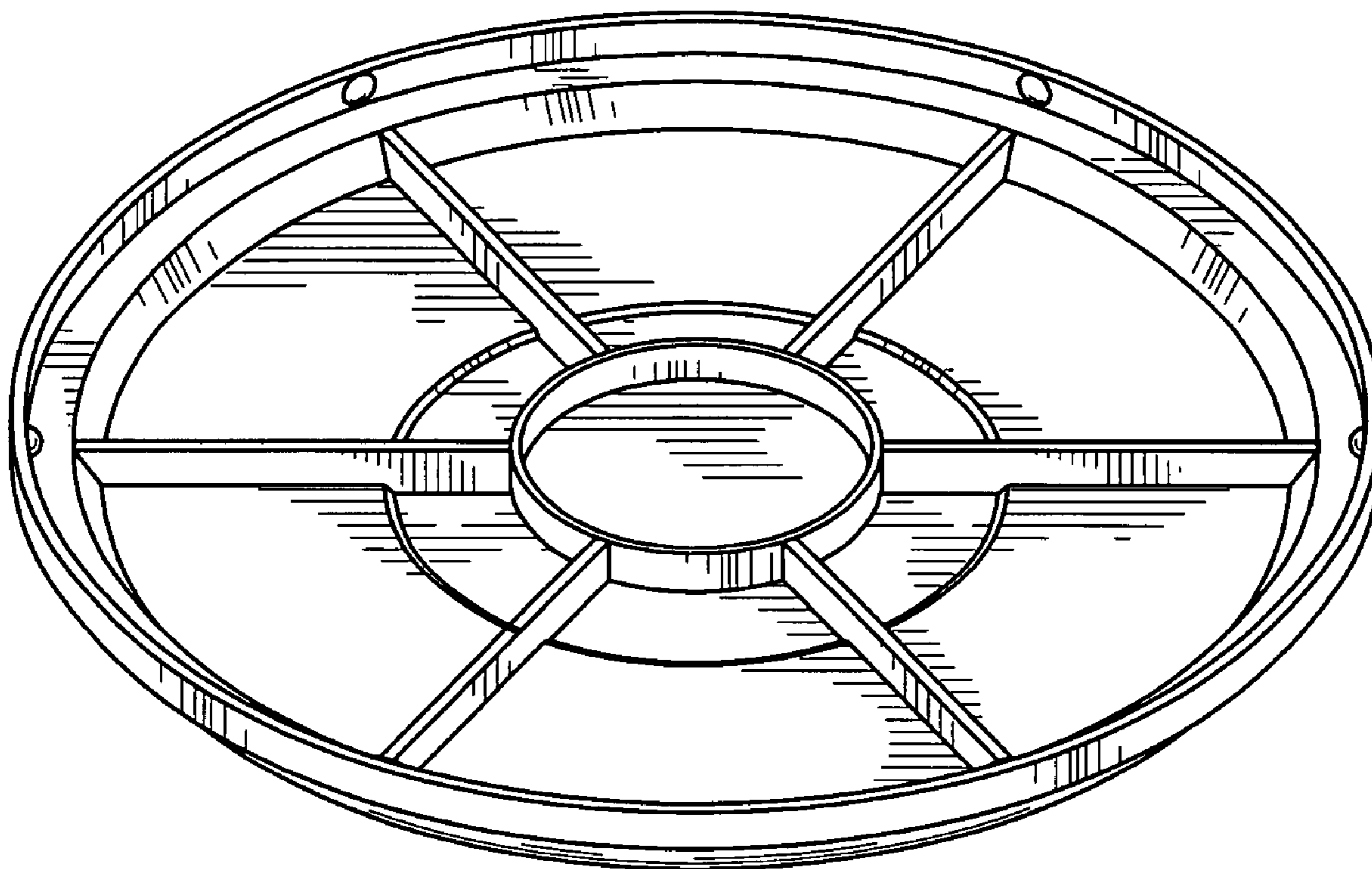
FIG. 1 is a front elevational view thereof, the rear and side
elevations being identical thereto;

FIG. 2 is a reduced top plan view thereof;

FIG. 3 is a reduced bottom plan view thereof; and

FIG. 4 is a reduced perspective bottom view thereof.

1 Claim, 2 Drawing Sheets






Fig. 1

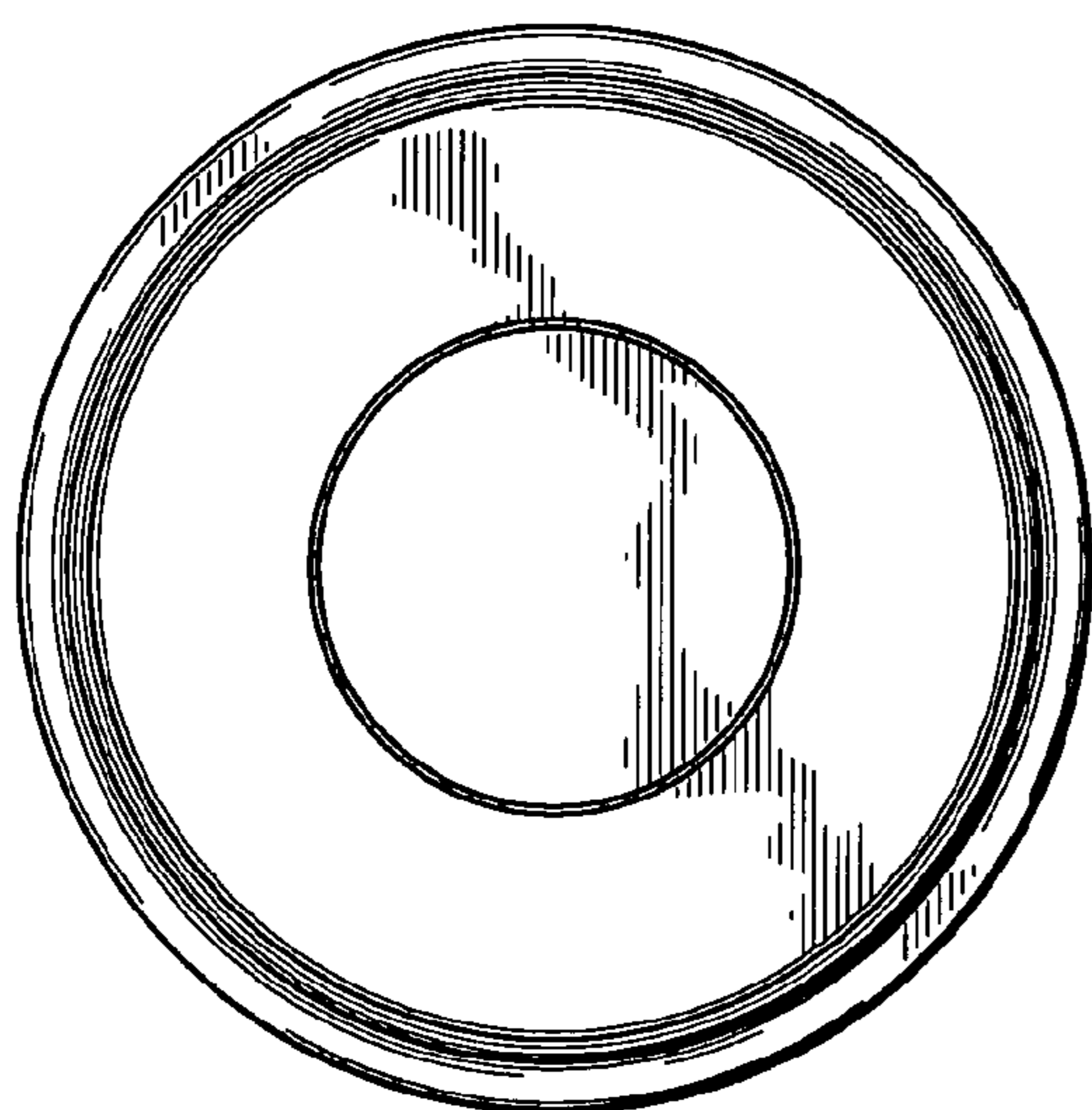


Fig. 2

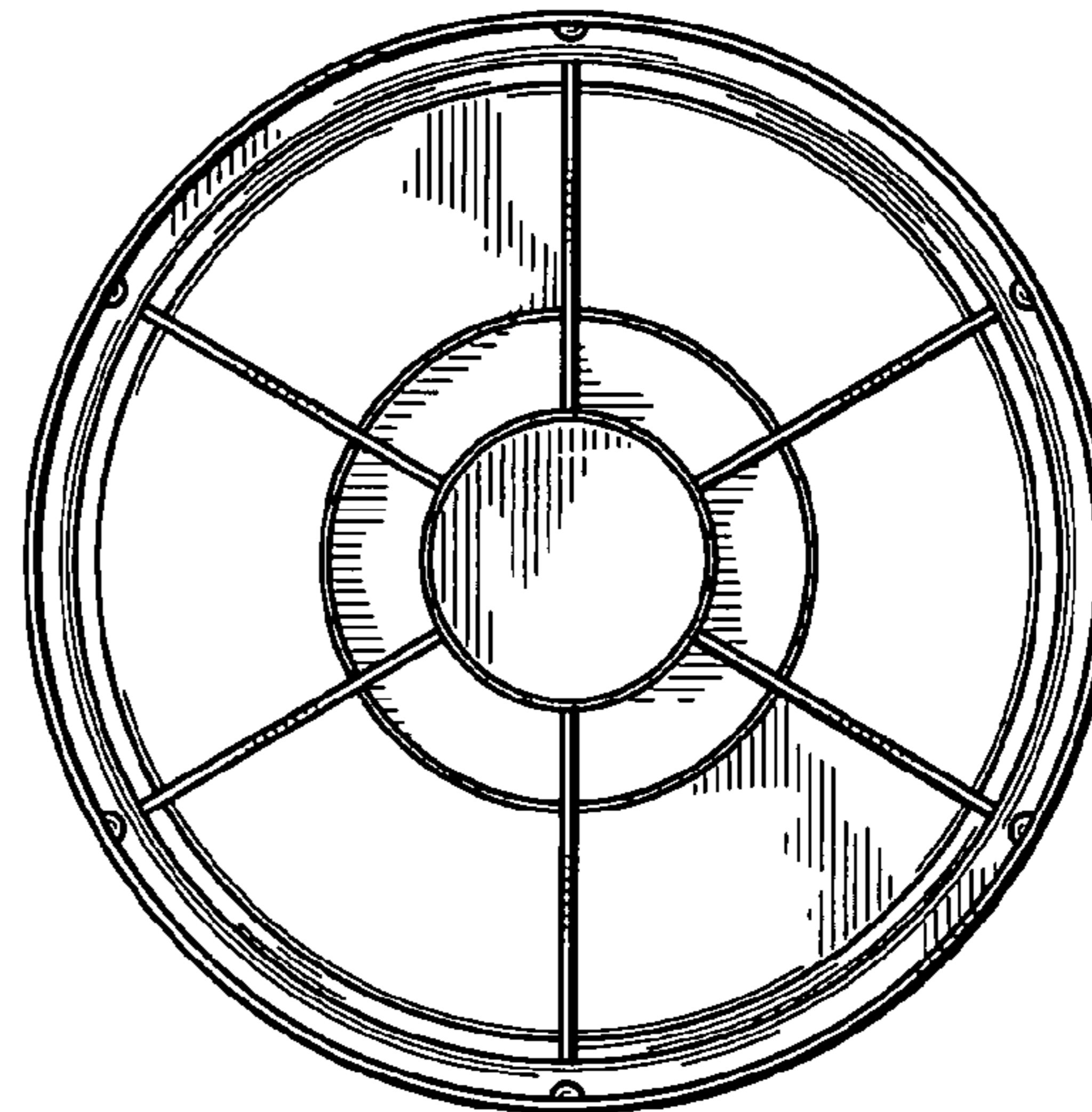


Fig. 3

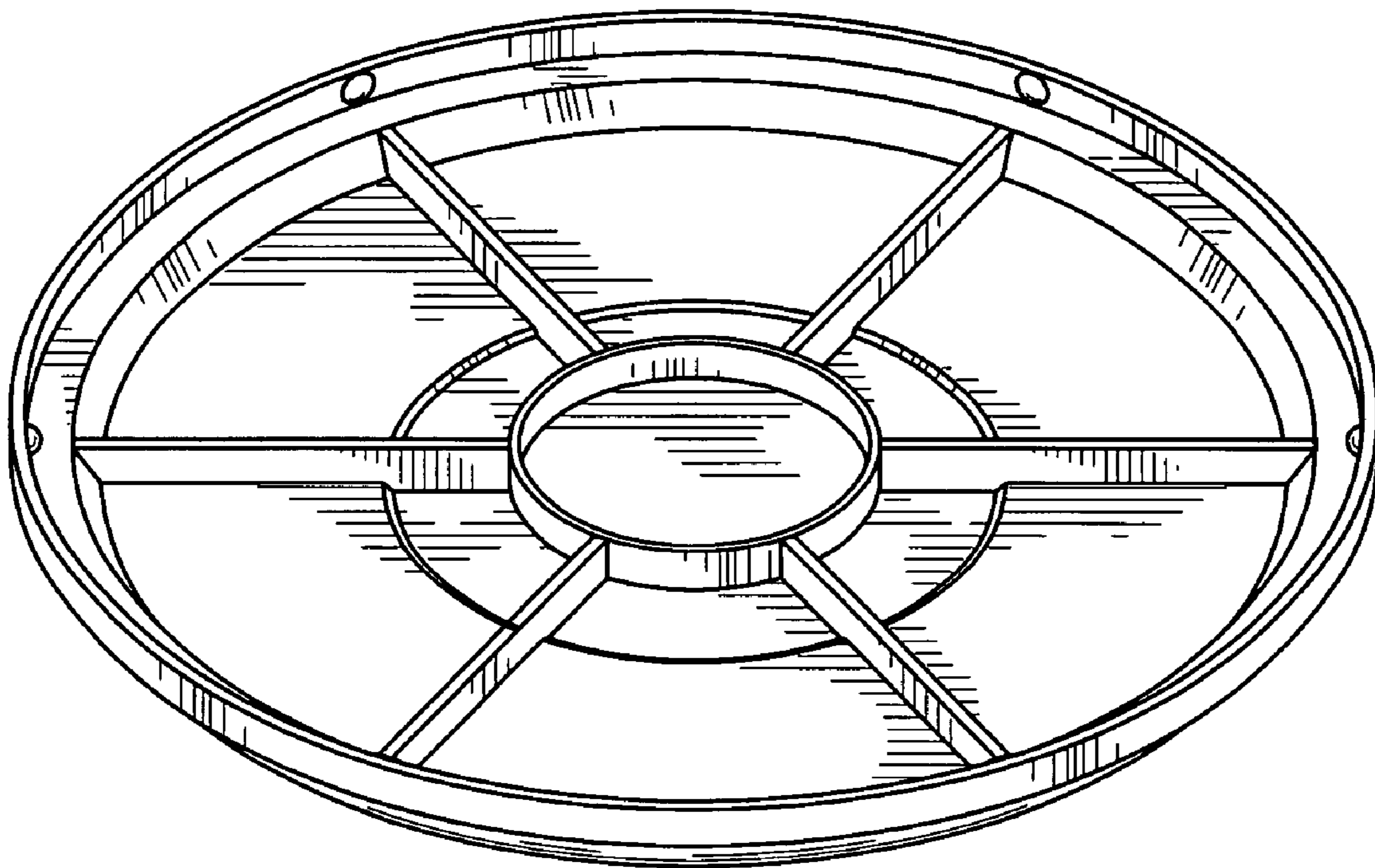


Fig. 4