



US00D553817S

(12) **United States Design Patent**
Moon

(10) **Patent No.:** **US D553,817 S**

(45) **Date of Patent:** **** Oct. 23, 2007**

(54) **PAINT DISPENSING TRAY**

D461,288 S * 8/2002 Tennant D32/53.1

(76) **Inventor:** **Peter S. Moon**, 5032 N. Royal Atlanta Dr., Tucker, GA (US) 30084

* cited by examiner

Primary Examiner—Pamela J. Burgess

(74) *Attorney, Agent, or Firm*—Norman B. Rainer

(**) **Term:** **14 Years**

(21) **Appl. No.:** **29/269,718**

(57) **CLAIM**

(22) **Filed:** **Dec. 8, 2006**

The ornamental design for a paint dispensing tray, as shown and described.

(51) **LOC (8) Cl.** **07-07**

DESCRIPTION

(52) **U.S. Cl.** **D32/53.1**

(58) **Field of Classification Search** D32/53–53.1;
15/248.2, 257.05, 257.06; 206/518, 557;
220/570; 401/118–119, 121

FIG. 1 is a top and side perspective view of a paint dispensing tray showing my new design;

FIG. 2 is a top view thereof;

See application file for complete search history.

FIG. 3 is a side view thereof, the unshown opposite side being of identical appearance;

(56) **References Cited**

U.S. PATENT DOCUMENTS

3,139,188	A *	6/1964	Goetz et al.	211/133.6
D301,785	S *	6/1989	Goetz	D32/53.1
D302,881	S *	8/1989	Lussier et al.	D32/53.1
D332,512	S *	1/1993	Bernard	D32/53.1
5,509,169	A *	4/1996	Drucker	15/257.06
D371,876	S *	7/1996	Albert et al.	D32/53.1
D397,534	S *	8/1998	Alvarez	D32/55
D397,833	S *	9/1998	Adams Zurawin	D32/53.1

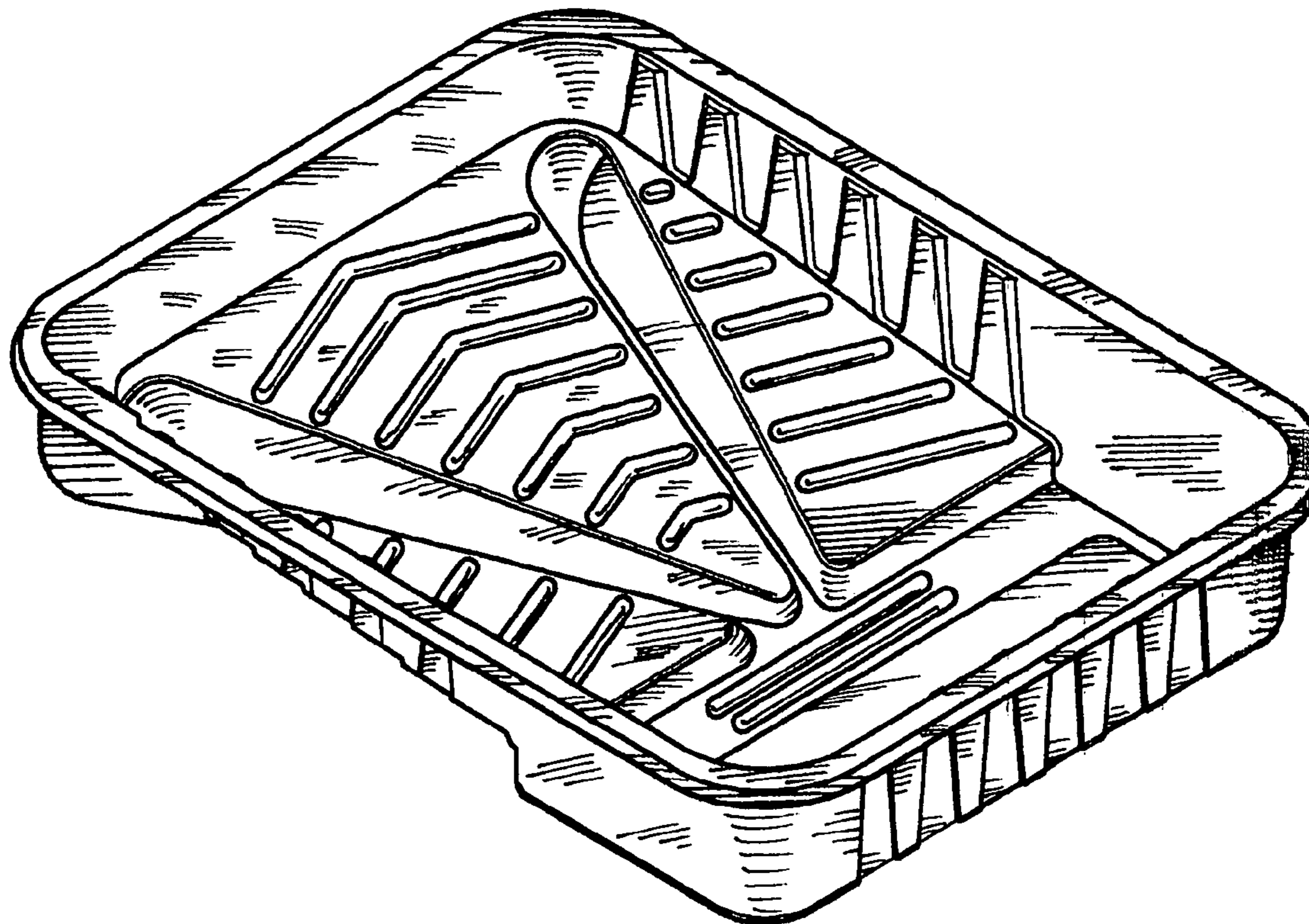
FIG. 4 is a sectional view thereof taken in the direction of the arrows upon line 4–4 of FIG. 2;

FIG. 5 is a right end view taken in the direction of the arrows upon line 5–5 of FIG. 2;

FIG. 6 is a left end view taken in the direction of the arrows upon line 6–6 of FIG. 2; and,

FIG. 7 is a bottom view thereof.

1 Claim, 4 Drawing Sheets



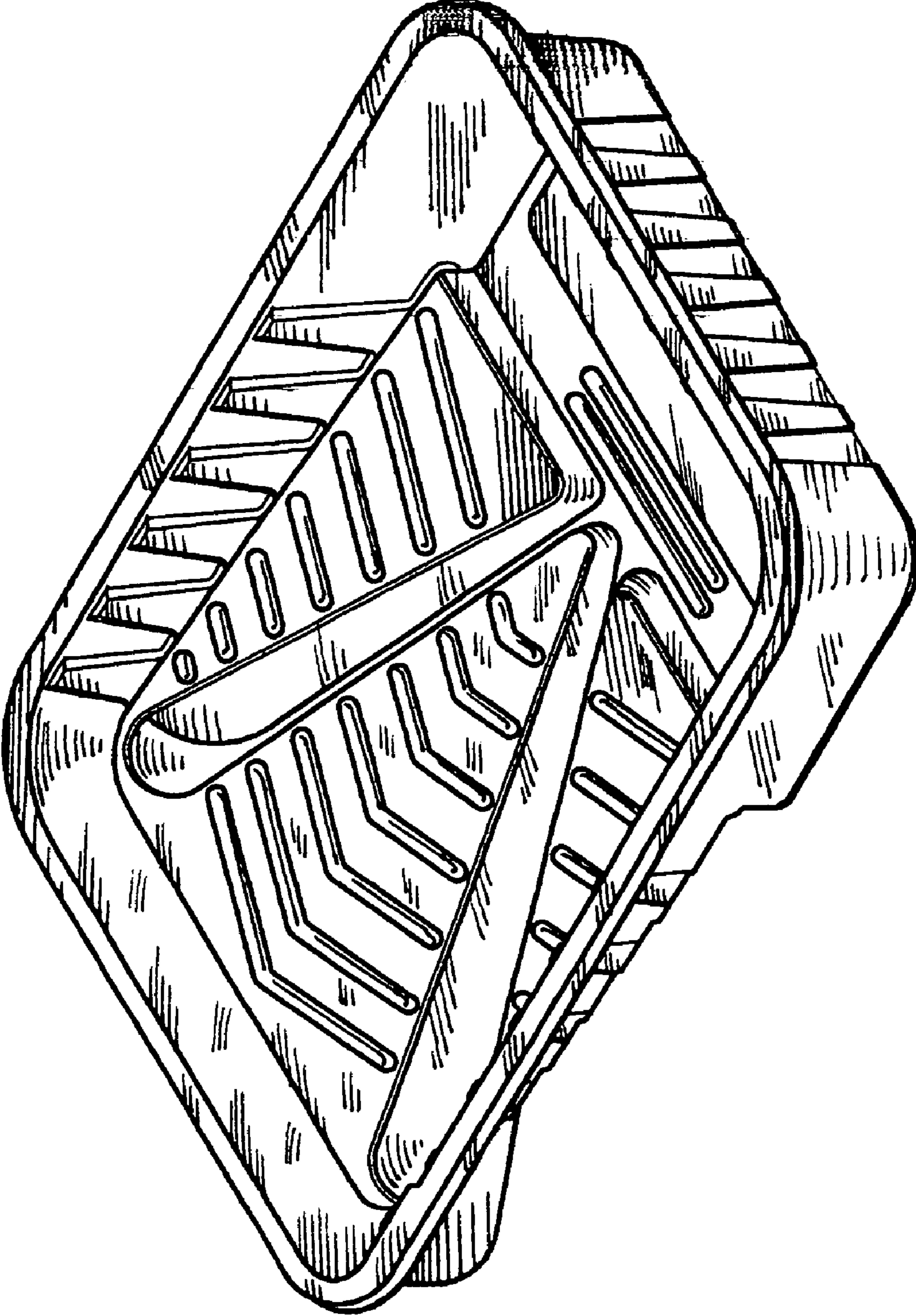


FIG. 1

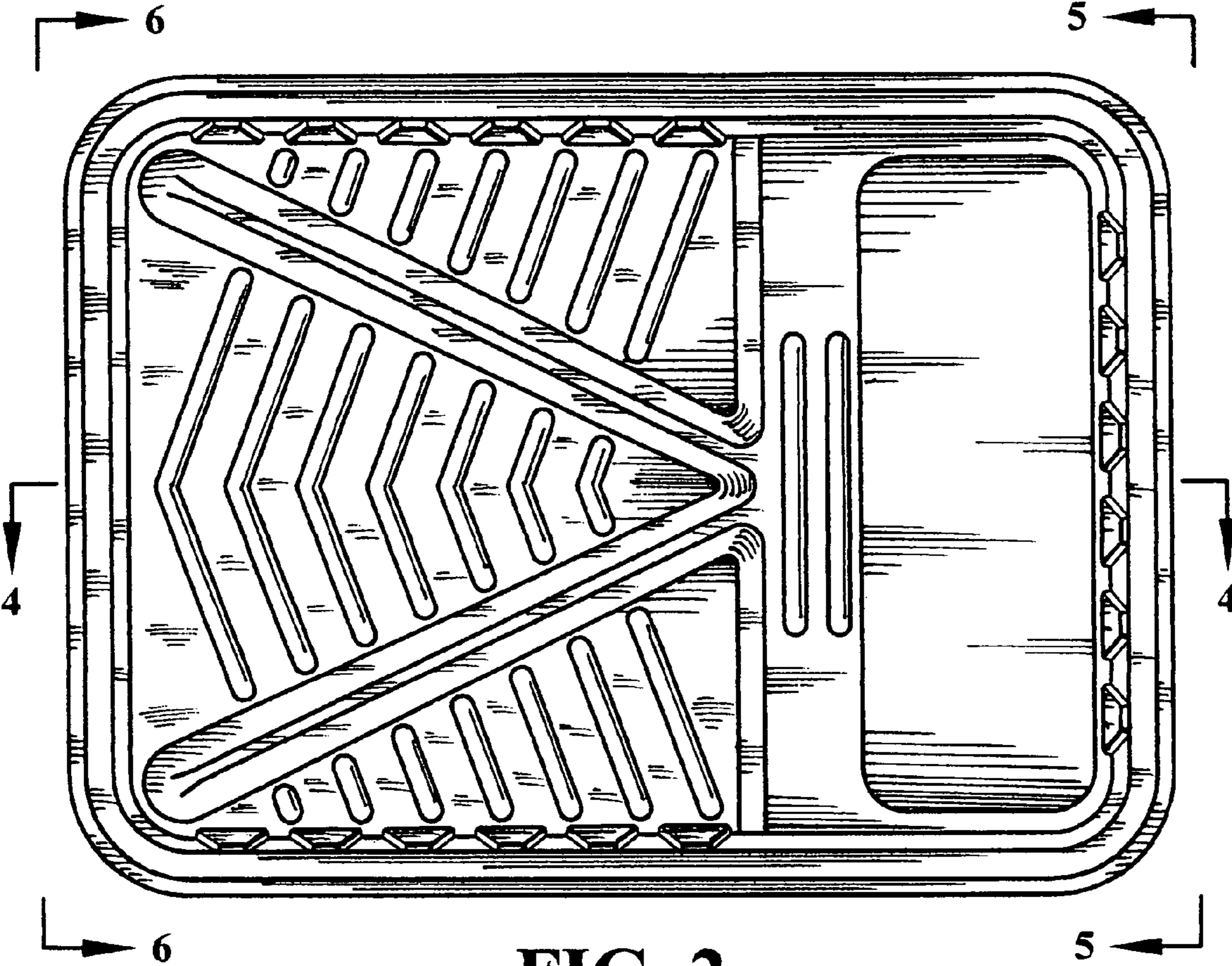


FIG. 2



FIG. 3




FIG. 4




FIG. 5

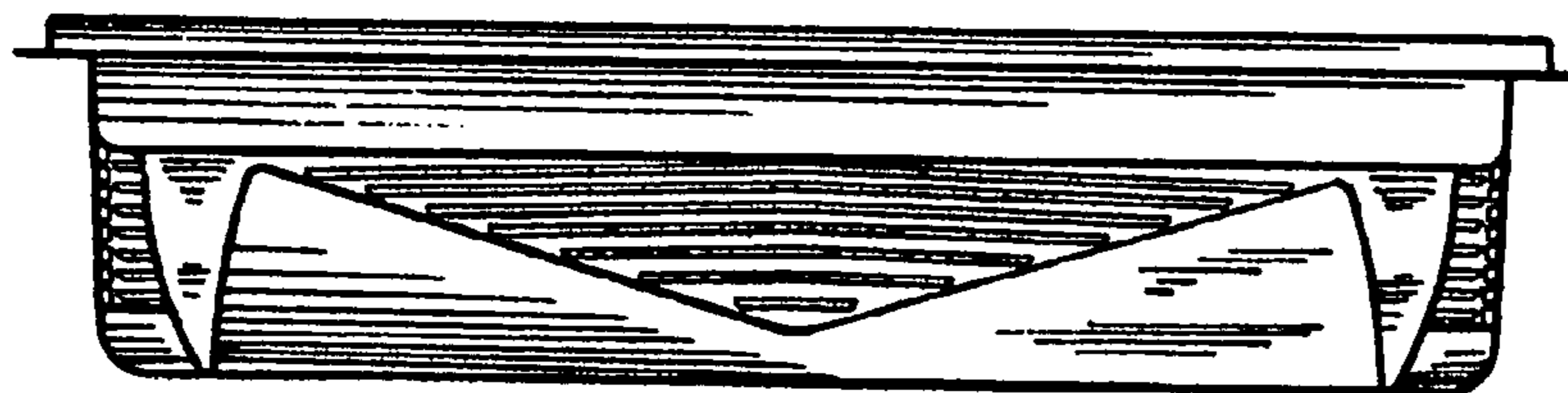


FIG. 6

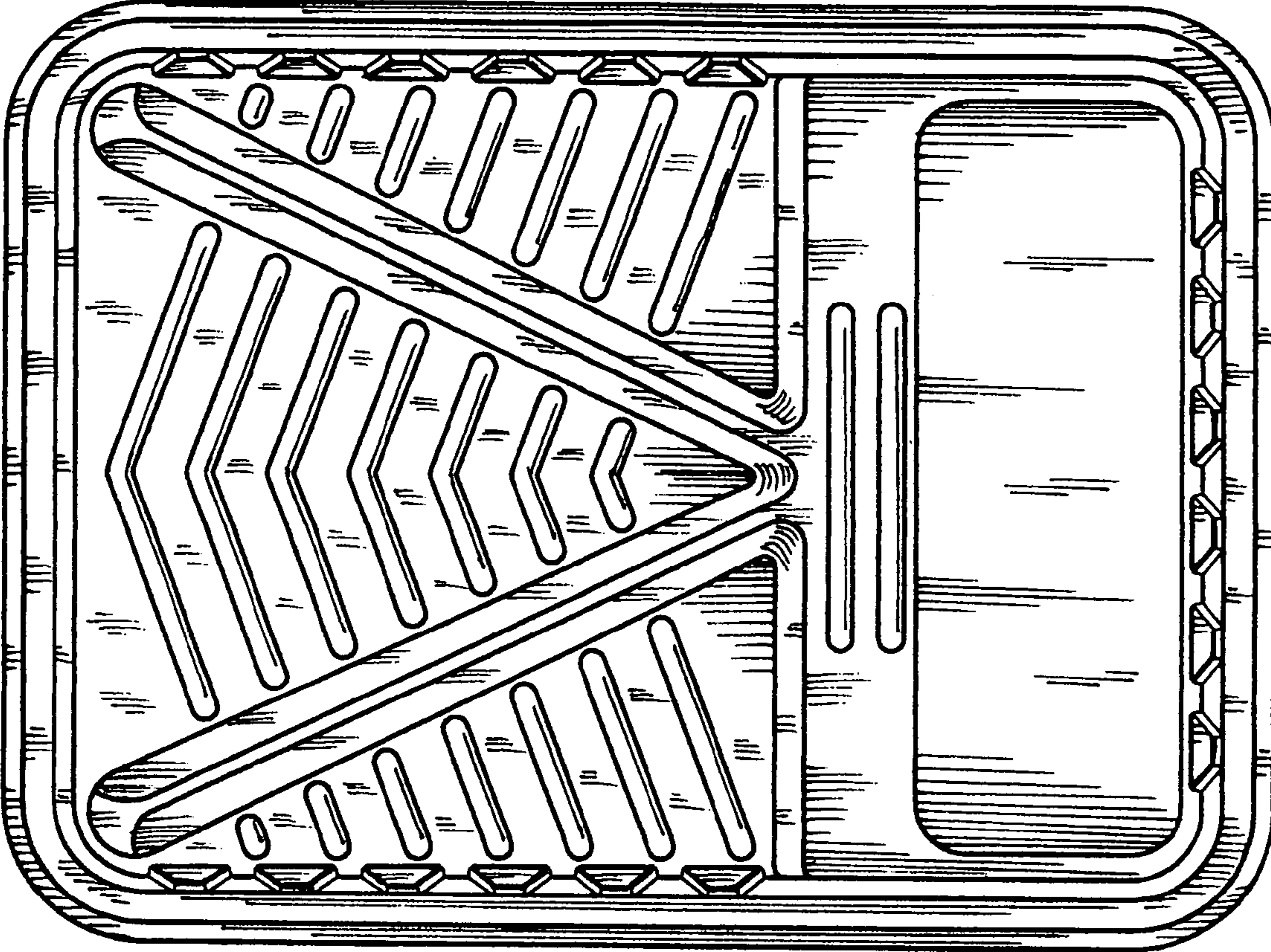


FIG. 7