

US00D553816S

(12) **United States Design Patent**  
**Lambert**

(10) **Patent No.:** **US D553,816 S**

(45) **Date of Patent:** **\*\* Oct. 23, 2007**

(54) **LIQUID SOAP DISPENSING AND SCRUBBING TOOL**

D416,389 S \* 11/1999 Frazier ..... D4/114  
D535,882 S 1/2007 Lambert

(76) Inventor: **Hubert L. Lambert**, 3512 Arcadia St.,  
Apartment A, Norfolk, VA (US) 23502

\* cited by examiner

*Primary Examiner*—Pamela J. Burgess

(74) *Attorney, Agent, or Firm*—Stephen R. Greiner

(\*\*) Term: **14 Years**

(21) Appl. No.: **29/274,905**

(57) **CLAIM**

(22) Filed: **Jun. 6, 2007**

The ornamental design for a liquid soap dispensing and scrubbing tool, as shown and described.

(51) **LOC (8) Cl.** ..... **23-02**

(52) **U.S. Cl.** ..... **D32/45; D4/137**

(58) **Field of Classification Search** ..... D32/40,  
D32/45-46; D4/137; D7/510, 534; 15/104.92,  
15/244.1-244.4; 401/8, 23-27, 261-262,  
401/137-139; 220/603

See application file for complete search history.

**DESCRIPTION**

FIG. 1 is a perspective view of a liquid soap dispensing and scrubbing tool showing my new design;

FIG. 2 is a top view thereof;

FIG. 3 is a bottom view thereof;

FIG. 4 is a front elevational view of my liquid soap dispensing and scrubbing tool with the rear elevation being a mirror image thereof; and,


FIG. 5 is a right side elevational view of my liquid soap dispensing and scrubbing tool with the left side being a mirror image thereof.

(56) **References Cited**

U.S. PATENT DOCUMENTS

D167,620 S \* 9/1952 Cullison ..... D32/45  
D328,374 S \* 7/1992 Goin ..... D32/45  
D352,201 S \* 11/1994 Spence, Jr. .... D7/534  
D405,572 S \* 2/1999 Bouchez ..... D32/45

**1 Claim, 2 Drawing Sheets**






FIG. 1

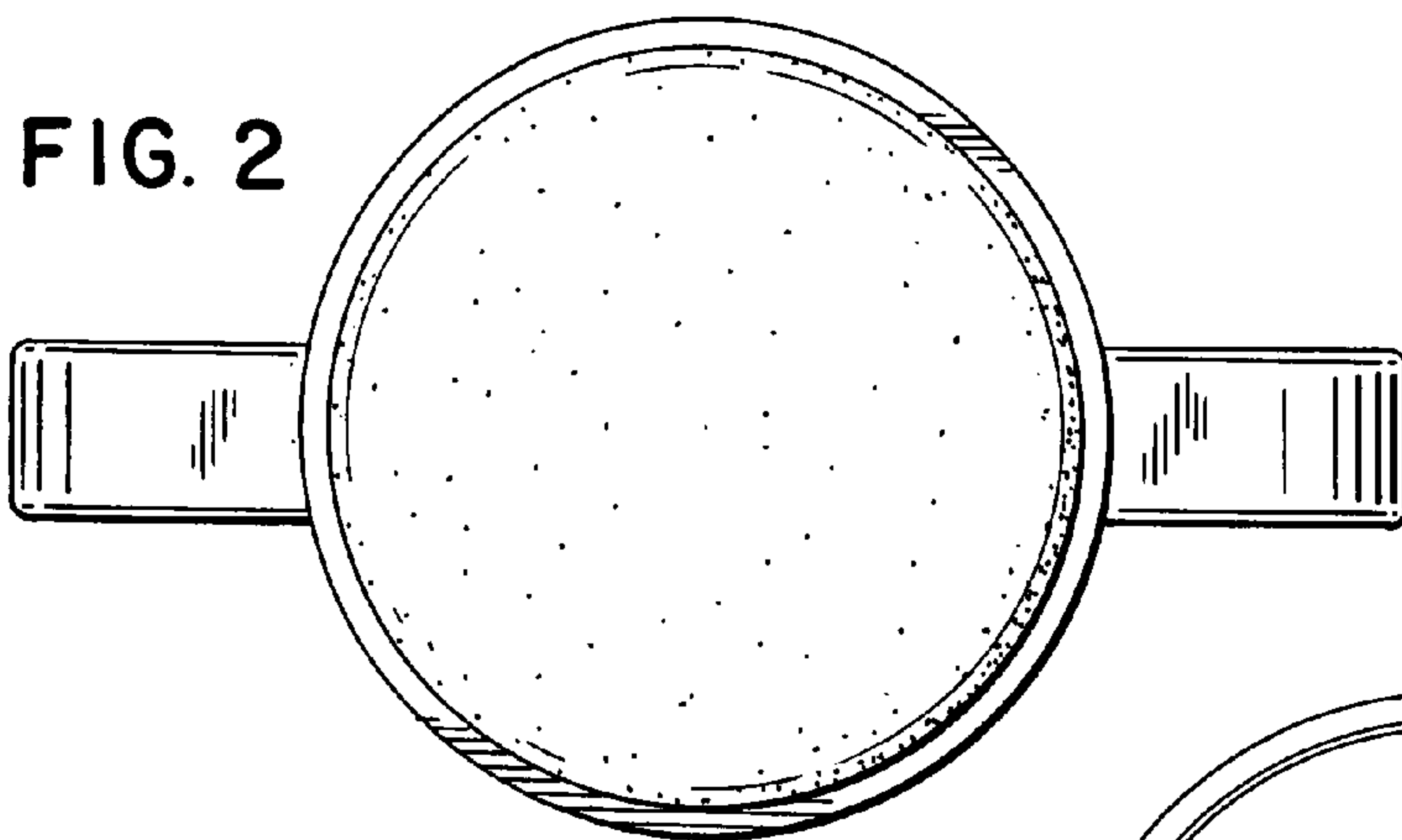


FIG. 2

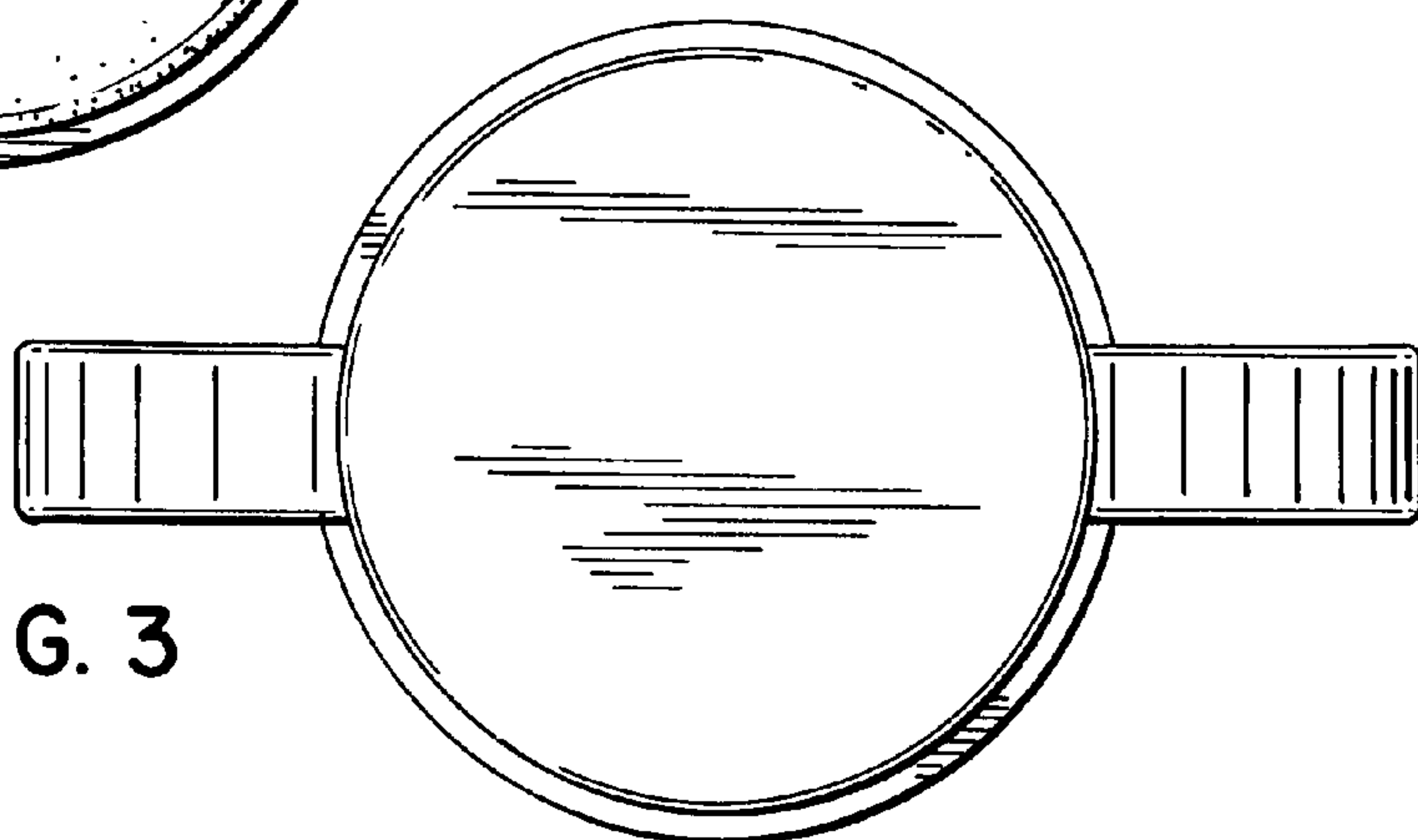


FIG. 3

FIG. 4

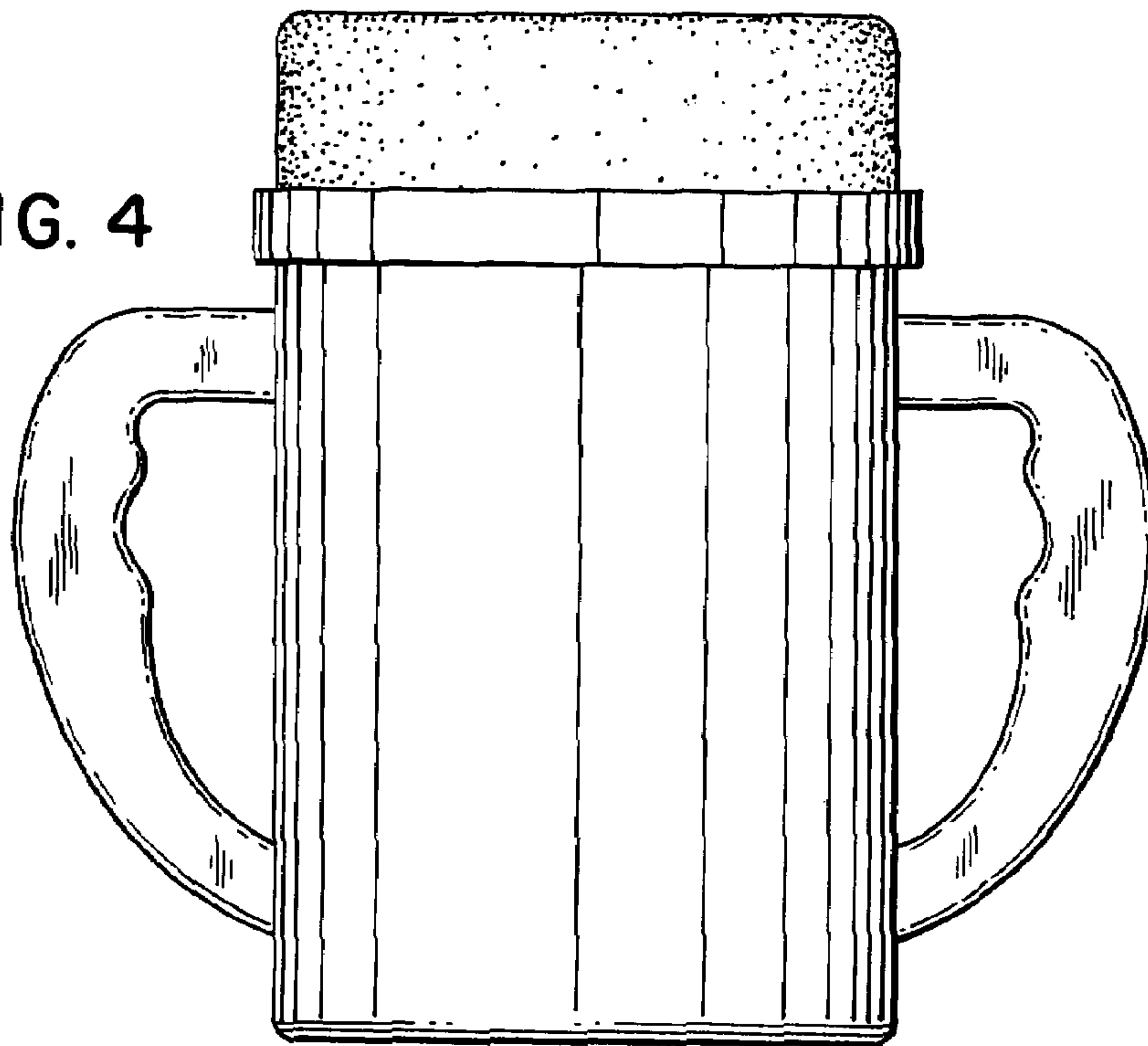


FIG. 5

