



US00D553802S

(12) **United States Design Patent**
Huh

(10) **Patent No.:** **US D553,802 S**

(45) **Date of Patent:** **** Oct. 23, 2007**

(54) **WELDING MASK**

(75) Inventor: **Moon Young Huh**, Seoul (KR)

(73) Assignee: **Otos Tech Co., Ltd.** (KR)

(**) Term: **14 Years**

(21) Appl. No.: **29/249,749**

(22) Filed: **Oct. 20, 2006**

(51) **LOC (8) Cl.** **29-02**

(52) **U.S. Cl.** **D29/110**

(58) **Field of Classification Search** D29/102-110,
D29/122; 2/6.3, 6.5, 6.7, 424, 15, 426-427,
2/431-432, 9, 206, 7, 8.1, 8.8; 128/201.24,
128/857

See application file for complete search history.

(56) **References Cited**

U.S. PATENT DOCUMENTS

D310,432 S *	9/1990	Boochar	D29/110
D393,933 S	4/1998	Huh		
D394,732 S *	5/1998	Huh	D29/110
D398,421 S *	9/1998	Crafoord et al.	D29/110
D419,727 S *	1/2000	Verkic et al.	D29/110
D443,394 S *	6/2001	Martin et al.	D29/110
D446,887 S	8/2001	Young		
D478,111 S	8/2003	Huh		

D481,832 S	11/2003	Huh		
D482,502 S	11/2003	Huh		
D482,503 S	11/2003	Huh		
D489,492 S *	5/2004	Wu	D29/110
D520,684 S *	5/2006	Martin et al.	D29/110
D524,991 S *	7/2006	Martin et al.	D29/110
D527,849 S *	9/2006	Huh	D29/110

* cited by examiner

Primary Examiner—Ruth McInroy

(74) *Attorney, Agent, or Firm*—Cantor Colburn LLP

(57) **CLAIM**

I claim, the ornamental design for a welding mask, as shown and described.

DESCRIPTION

FIG. 1 is a perspective view of a welding mask, showing my new design;

FIG. 2 is a front elevational view thereof;

FIG. 3 is a rear elevational view thereof;

FIG. 4 is a left side elevational view thereof;

FIG. 5 is a right side elevational view thereof;

FIG. 6 is a top plan view thereof; and,

FIG. 7 is a bottom plan view thereof.

1 Claim, 7 Drawing Sheets

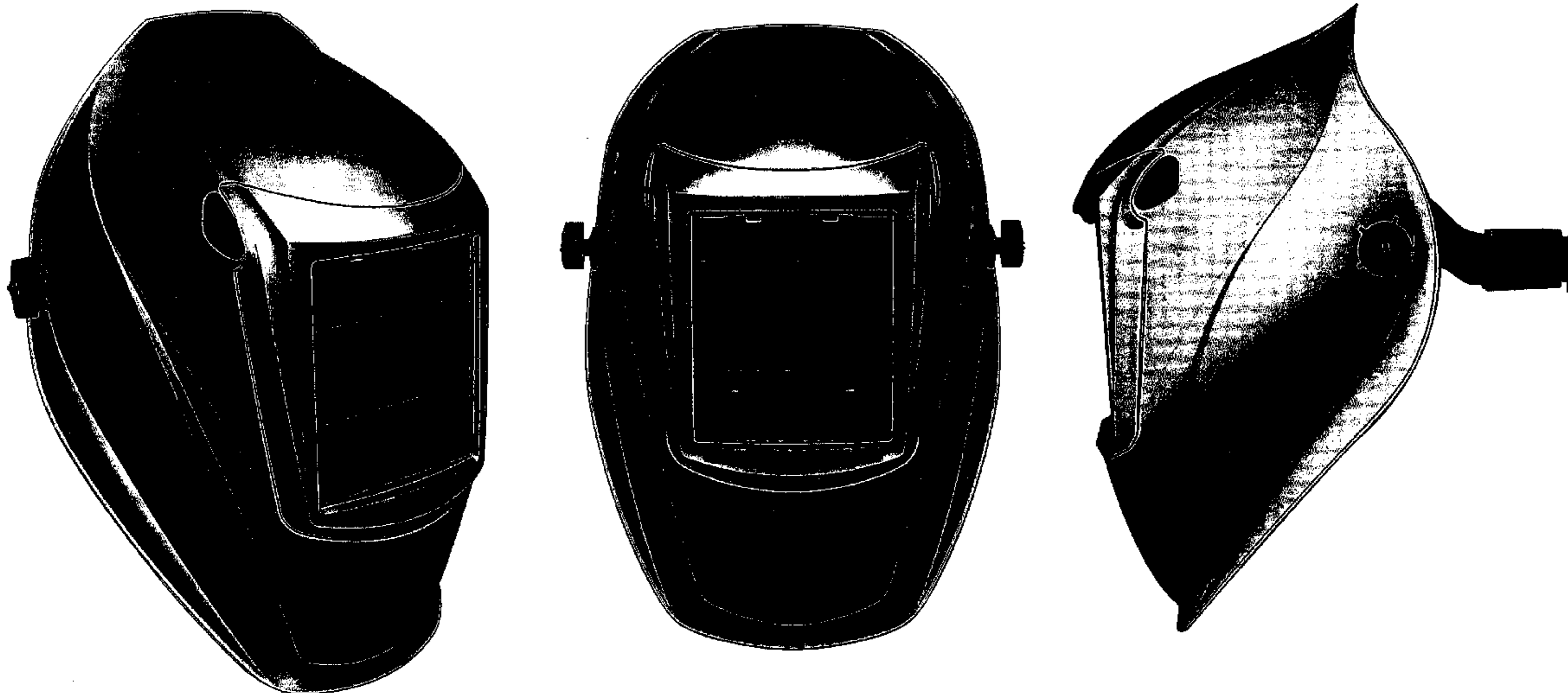


Fig. 1




Fig. 2

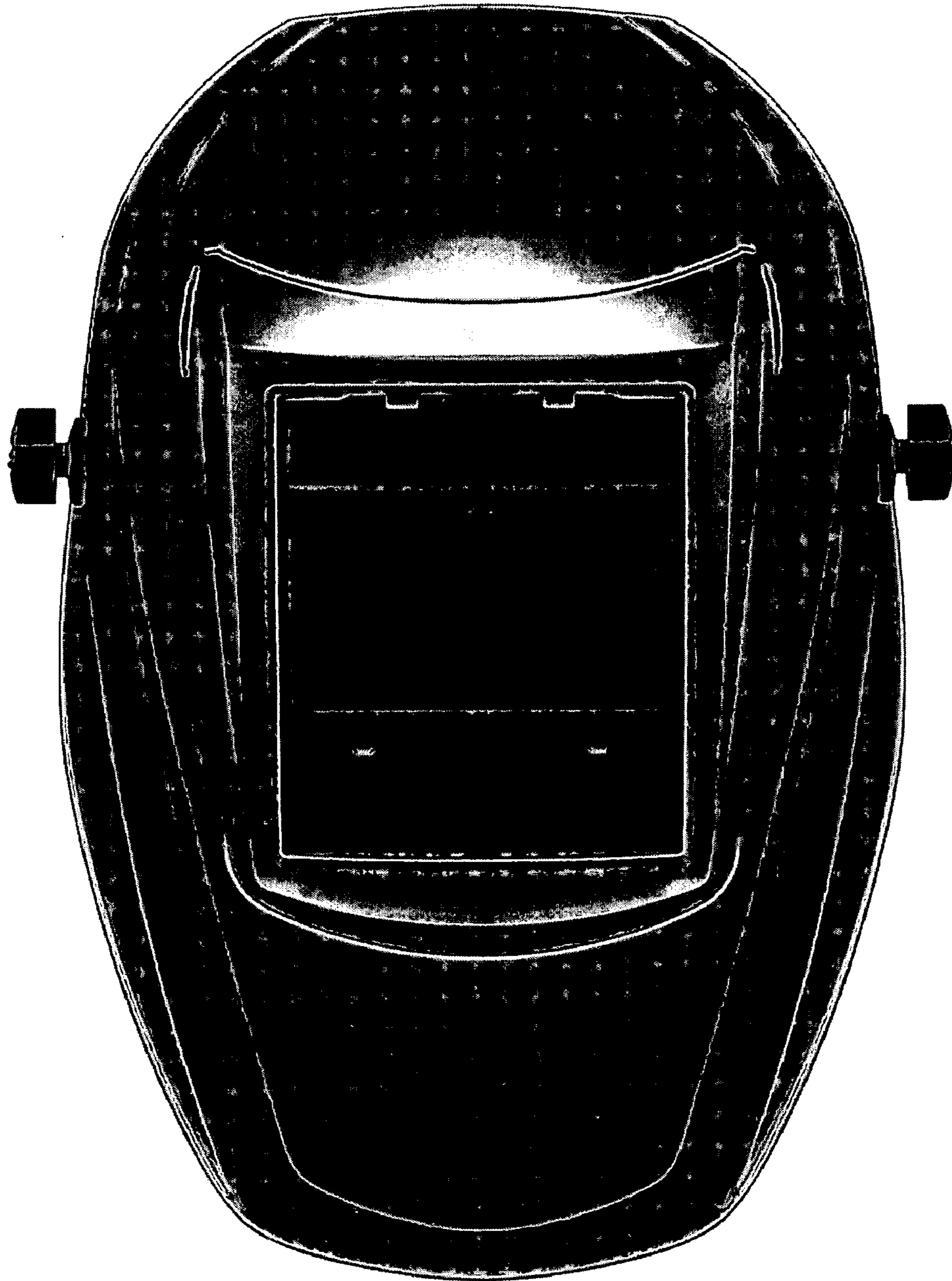


Fig. 3

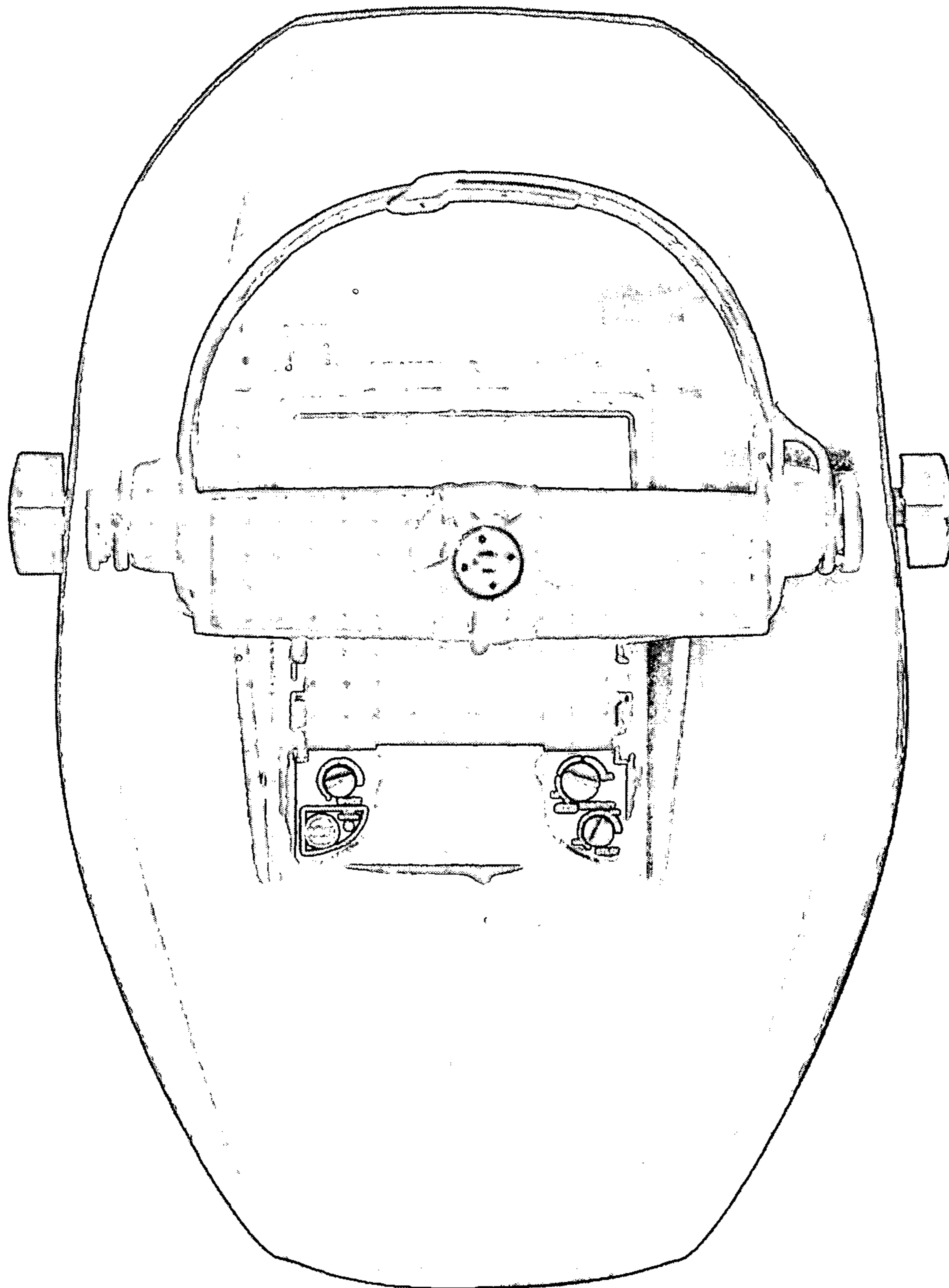


Fig. 4




Fig. 5

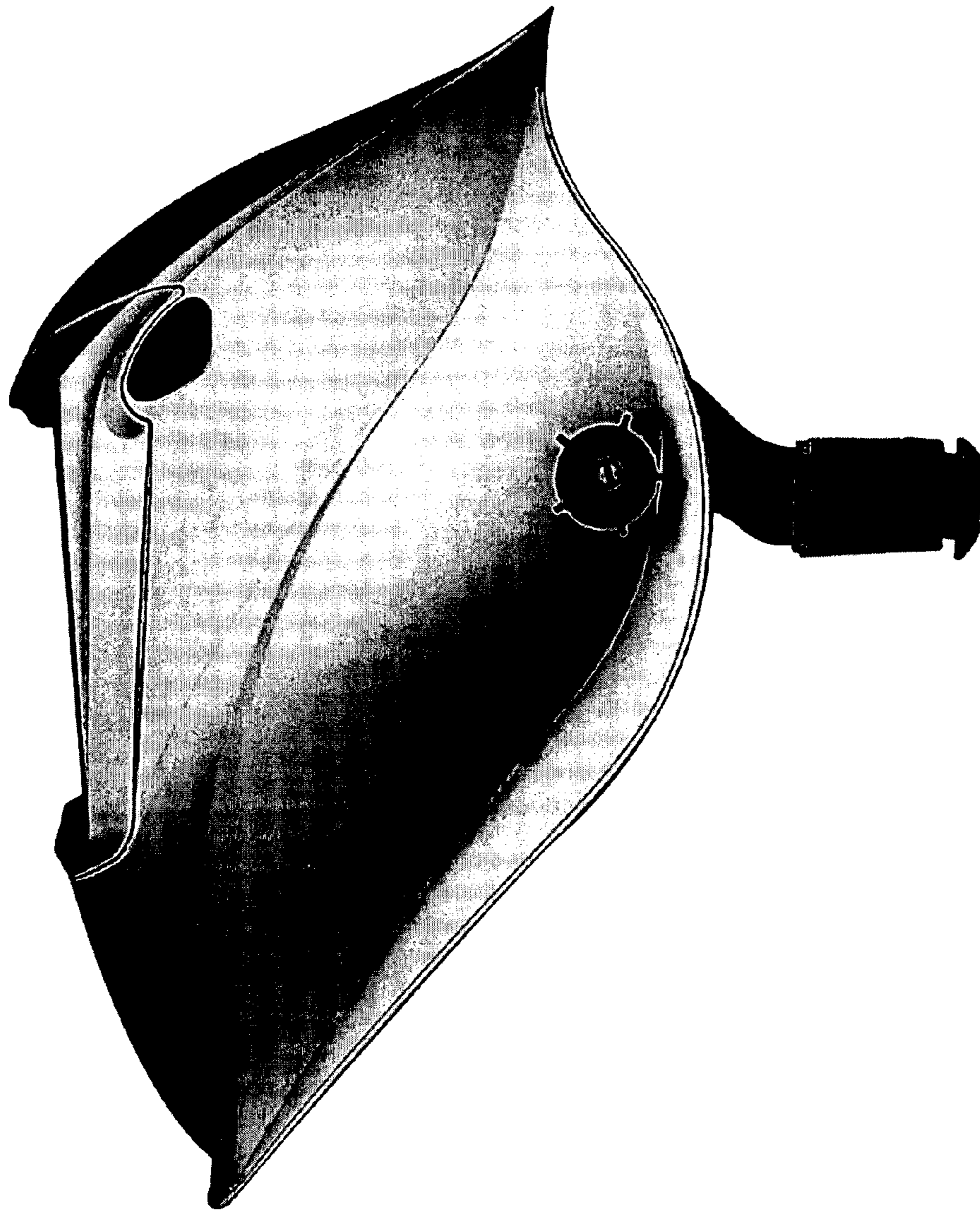


Fig. 6

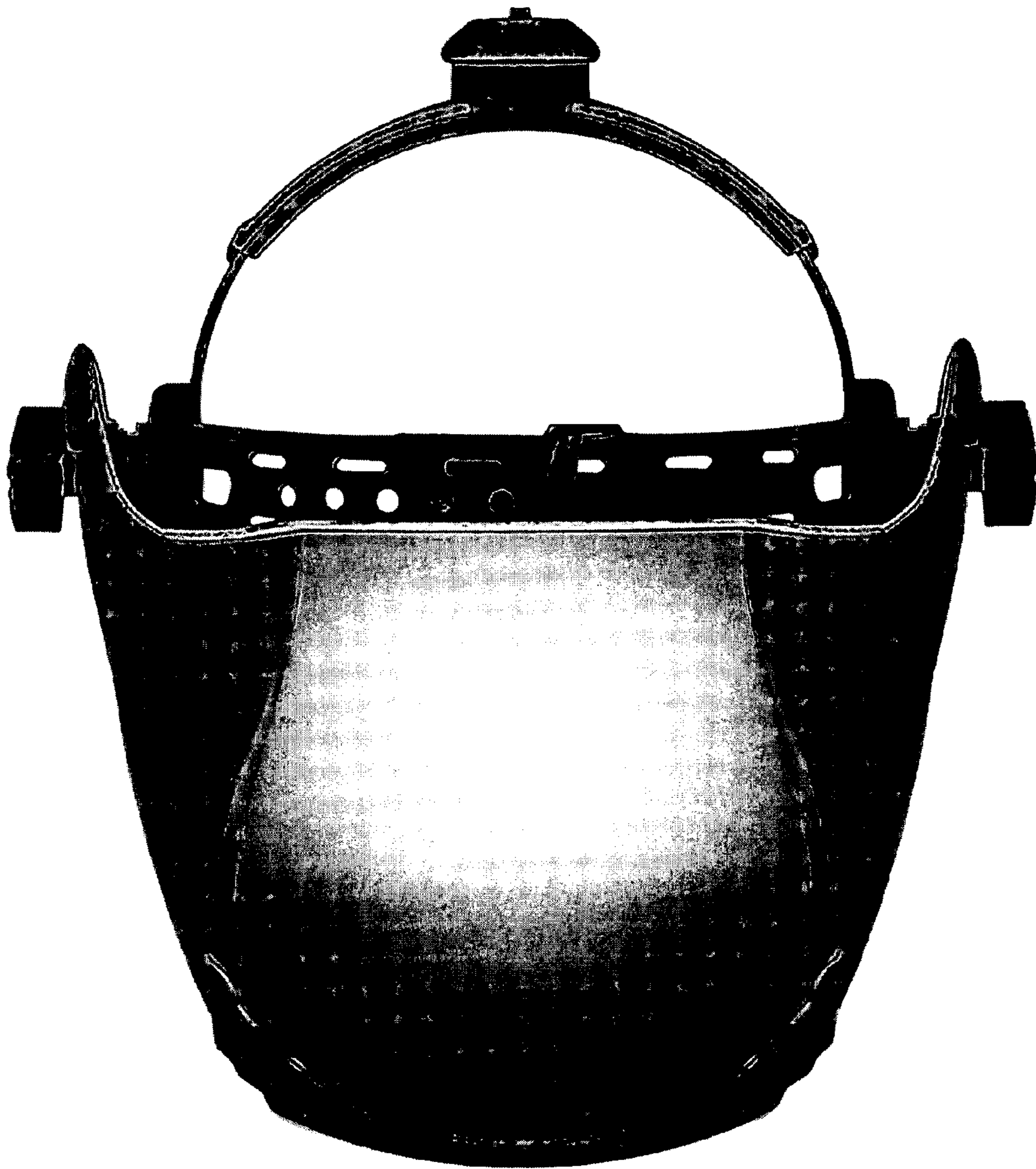


Fig. 7

