



US00D553797S

(12) **United States Design Patent**
Gunter

(10) **Patent No.:** **US D553,797 S**

(45) **Date of Patent:** **** Oct. 23, 2007**

(54) **COMPACT**

D480,179 S * 9/2003 Lai D28/82
D517,736 S * 3/2006 Shen D28/82

(75) Inventor: **Jacky Gunter**, Chatsworth, CA (US)

* cited by examiner

(73) Assignee: **Roberts Container Corp.**, Chatsworth, CA (US)

Primary Examiner—Jennifer Rivard

(74) *Attorney, Agent, or Firm*—Hayes Soloway P.C.

(**) Term: **14 Years**

(57) **CLAIM**

(21) Appl. No.: **29/256,039**

The ornamental design for a compact, as shown and described.

(22) Filed: **Mar. 15, 2006**

(51) **LOC (8) Cl.** **28-03**

(52) **U.S. Cl.** **D28/82**

(58) **Field of Classification Search** 132/286–288,
132/293–307, 312–318; D28/64.1, 64.3,
D28/76–84; 206/581, 823

See application file for complete search history.

DESCRIPTION

FIG. 1 is a top plan view of a compact in accordance with our invention;

FIG. 2 is a bottom plan view thereof;

FIG. 3 is a side elevational view thereof;

FIG. 4 is a side elevational view thereof similar to FIG. 3 rotated 90 degrees;

FIG. 5 is a side elevational view thereof similar to FIG. 3 rotated 180 degrees; and,

FIG. 6 is a top perspective view thereof.

(56) **References Cited**

U.S. PATENT DOCUMENTS

D235,280 S * 6/1975 Glass D28/76
D277,790 S * 2/1985 Schefer D28/82
5,398,706 A * 3/1995 Epstein 132/314
D422,381 S * 4/2000 Gobe D28/82

1 Claim, 2 Drawing Sheets

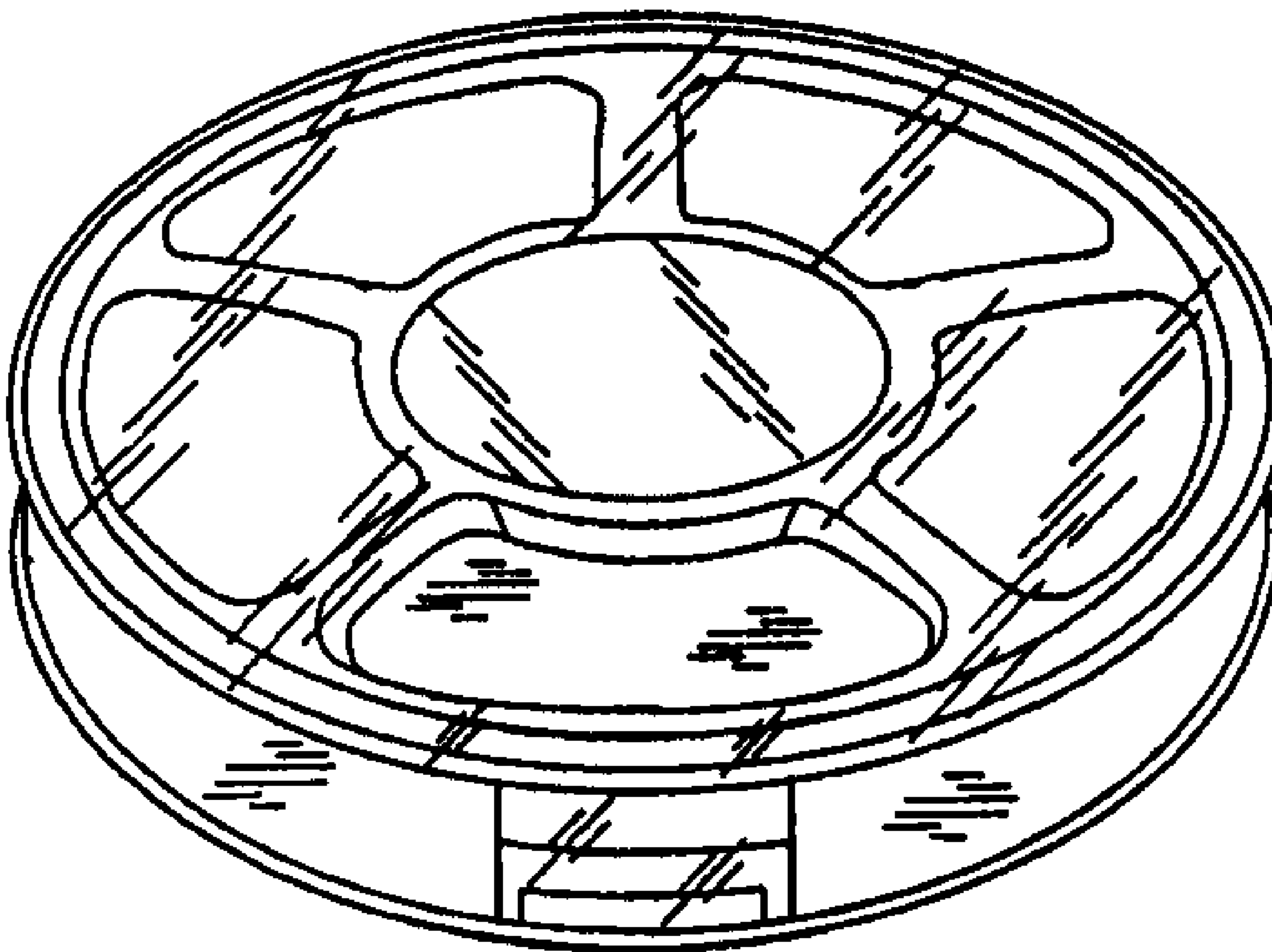


FIG. 1

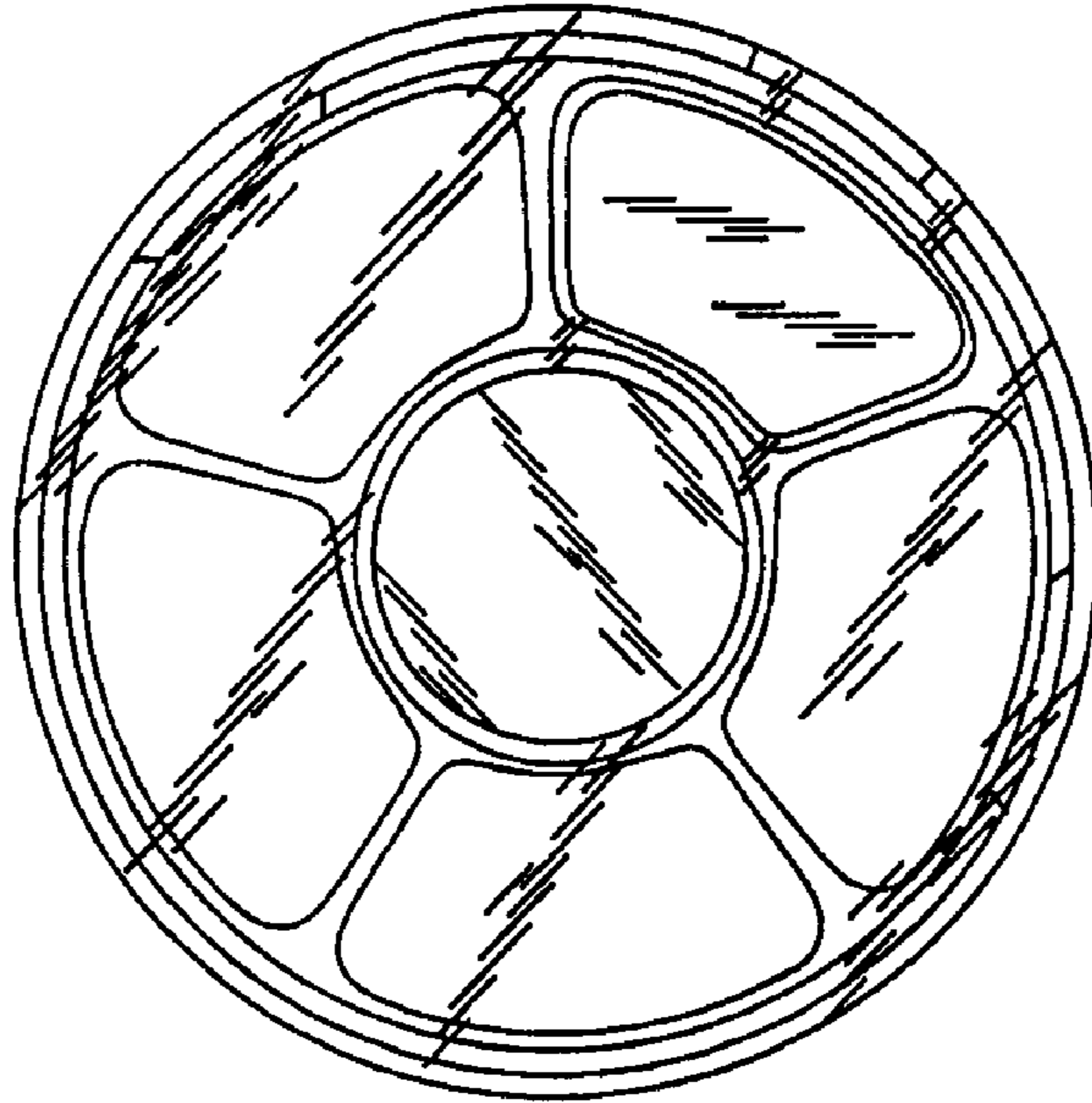


FIG. 2

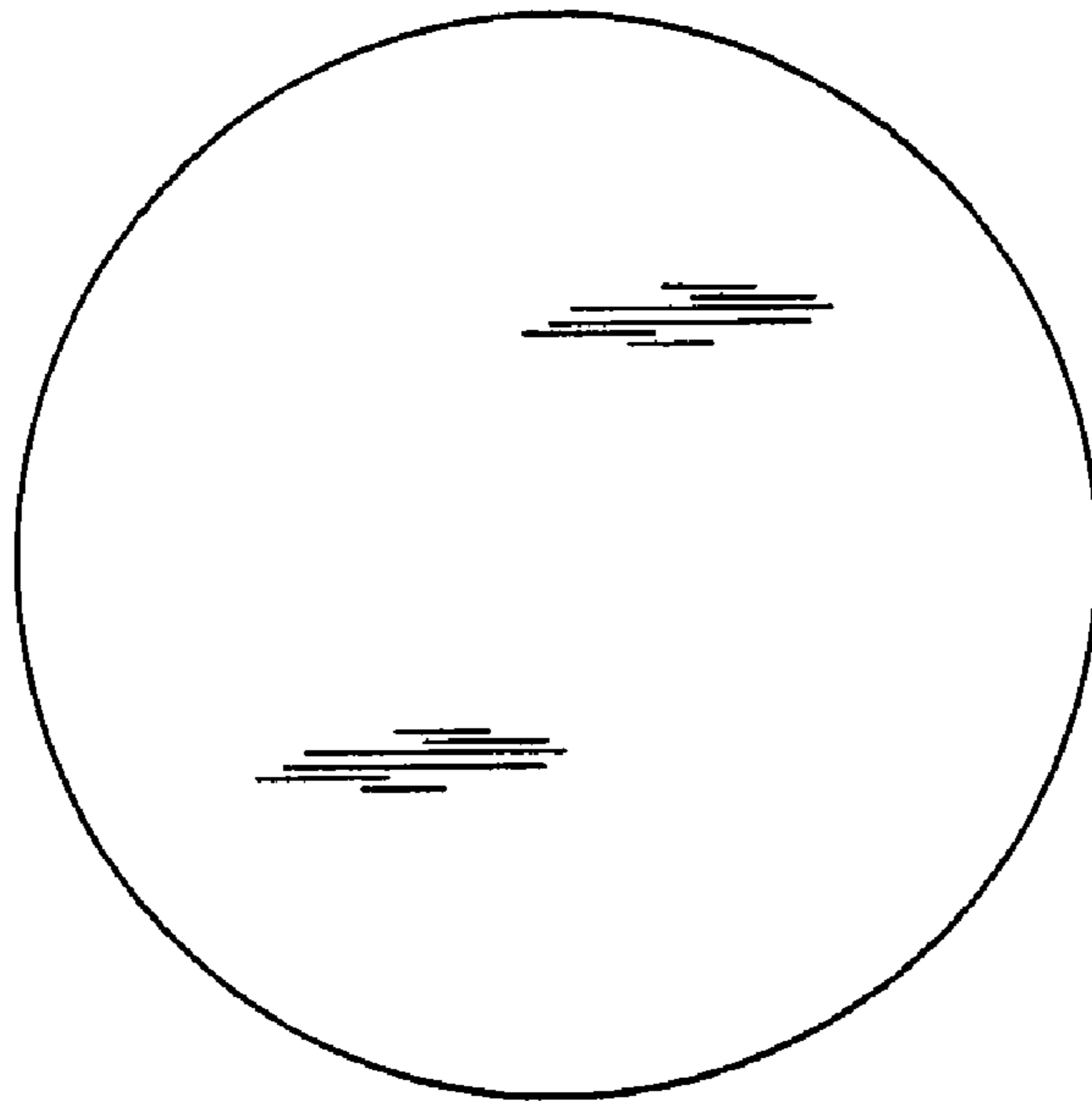


FIG. 3



FIG. 4




FIG. 5




FIG. 6

