



US00D553784S

(12) **United States Design Patent**
Estes

(10) **Patent No.:** **US D553,784 S**

(45) **Date of Patent:** **** Oct. 23, 2007**

(54) **EXTERIOR ADDRESS PORCH LIGHT**

(76) Inventor: **Johnny L. Estes**, 3794 SE. 174th Ct.,
Ocklawaha, FL (US) 32179

(**) Term: **14 Years**

(21) Appl. No.: **29/253,417**

(22) Filed: **Feb. 6, 2006**

(51) **LOC (8) Cl.** **26-03**

(52) **U.S. Cl.** **D26/85; D26/87; D26/92**

(58) **Field of Classification Search** D26/51,
D26/67, 68, 70, 71, 72, 85, 87, 92, 128, 37,
D26/40; 40/559; 362/145, 153, 153.1, 157,
362/183, 190, 191, 266, 362, 431, 812
See application file for complete search history.

(56) **References Cited**

U.S. PATENT DOCUMENTS

1,668,799	A	5/1928	Bergan	
D118,738	S	1/1940	Herring	
D124,182	S	* 12/1940	McCann D26/87
2,615,266	A	* 10/1952	Wallin et al. 362/812
3,587,185	A	* 6/1971	Deal 362/812
D275,969	S	* 10/1984	Bowers D26/67
4,611,265	A	9/1986	Davis 362/145
4,937,499	A	6/1990	Hunte 315/149
D312,889	S	* 12/1990	Swadell D26/68
5,025,355	A	6/1991	Harwood 362/147
D387,459	S	* 12/1997	Cool D26/68
5,729,924	A	3/1998	Reading 40/564
5,797,673	A	8/1998	Logan et al. 362/234
5,832,642	A	11/1998	Dalton 40/546
D403,097	S	* 12/1998	Littman D26/87
5,911,524	A	6/1999	Wilton 40/574
D444,253	S	* 6/2001	Blanchard D26/67
6,629,766	B2	10/2003	Cathel 362/372
6,658,774	B1	12/2003	Munter et al. 40/574
6,745,507	B2	6/2004	Golding 40/564
6,971,758	B2	* 12/2005	Inui et al. 362/812
D529,217	S	* 9/2006	Wood D26/67

2002/0191391 A1* 12/2002 Van Etten 362/153
2005/0231938 A1* 10/2005 Venegas 362/153.1

* cited by examiner

Primary Examiner—Clare E Heflin

(74) *Attorney, Agent, or Firm*—Brian S. Steinberger; Law
Offices of Brian S. Steinberger, P.A.

(57) **CLAIM**

The ornamental design for an exterior address porch light with cylindrical body with address window, cap cover, and bottom end cover with holes, as shown and described.

DESCRIPTION

FIG. 1 is an upper front right perspective view of an exterior address porch light with cylindrical body with address window, cap cover, and bottom end cover with holes.

FIG. 2 is an lower front left perspective view of the exterior address porch light of FIG. 1.

FIG. 3 is a front side view of the exterior address porch light of FIG. 1.

FIG. 4 is a right side view of the exterior address porch light of FIG. 1.

FIG. 5 is a left side view of the exterior address porch light of FIG. 1.

FIG. 6 is a rear side view of the exterior address porch light of FIG. 1.

FIG. 7 is a top view of the exterior address porch light of FIG. 1; and,

FIG. 8 is a bottom view of the exterior address porch light of FIG. 1.

The broken lines showing of side mounting plate, solar panel on top, and numbering across the front window in FIGS. 1–8 are for illustrative purposes and form no part of the claimed design.

1 Claim, 7 Drawing Sheets

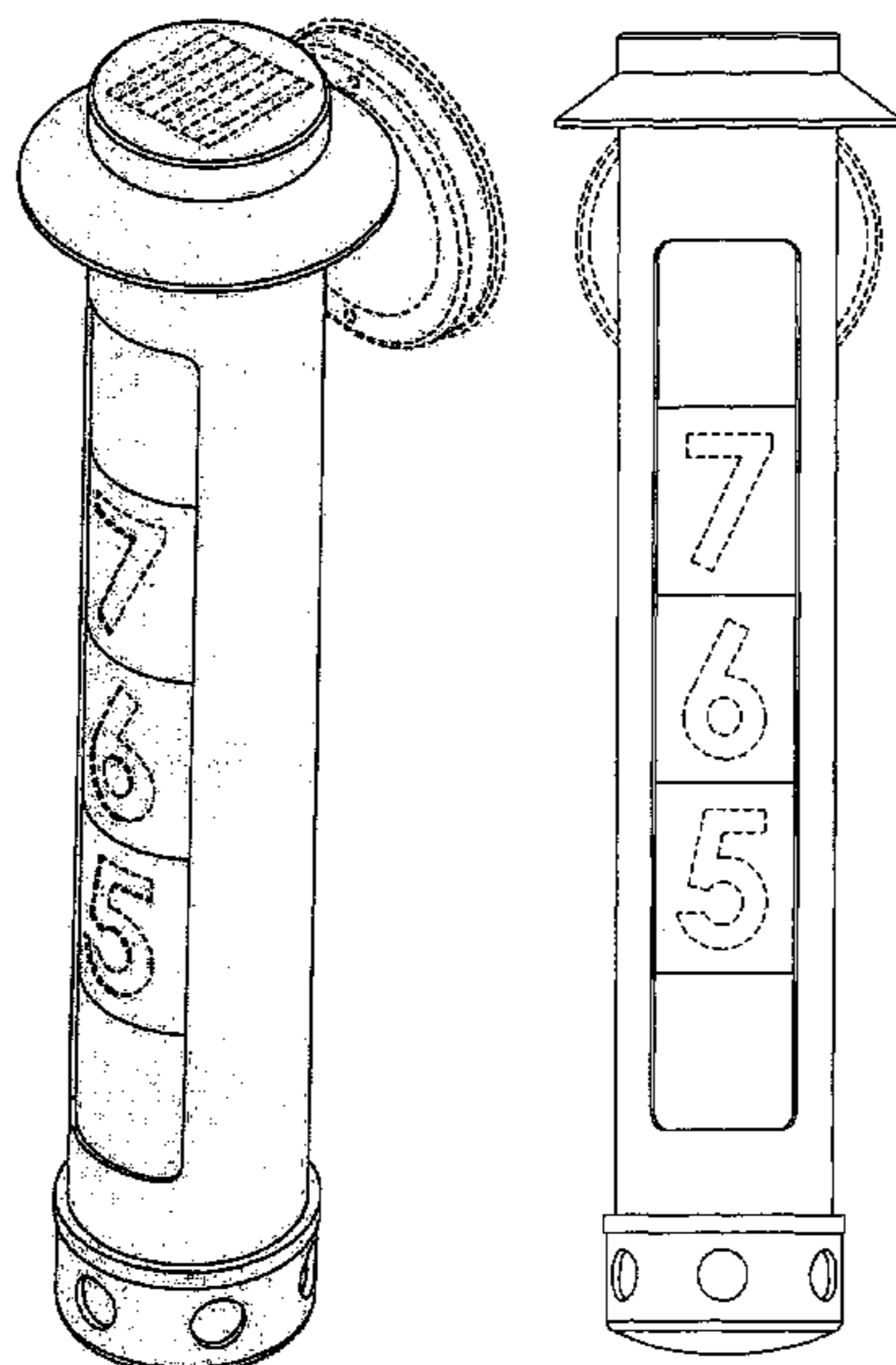


FIG. 1

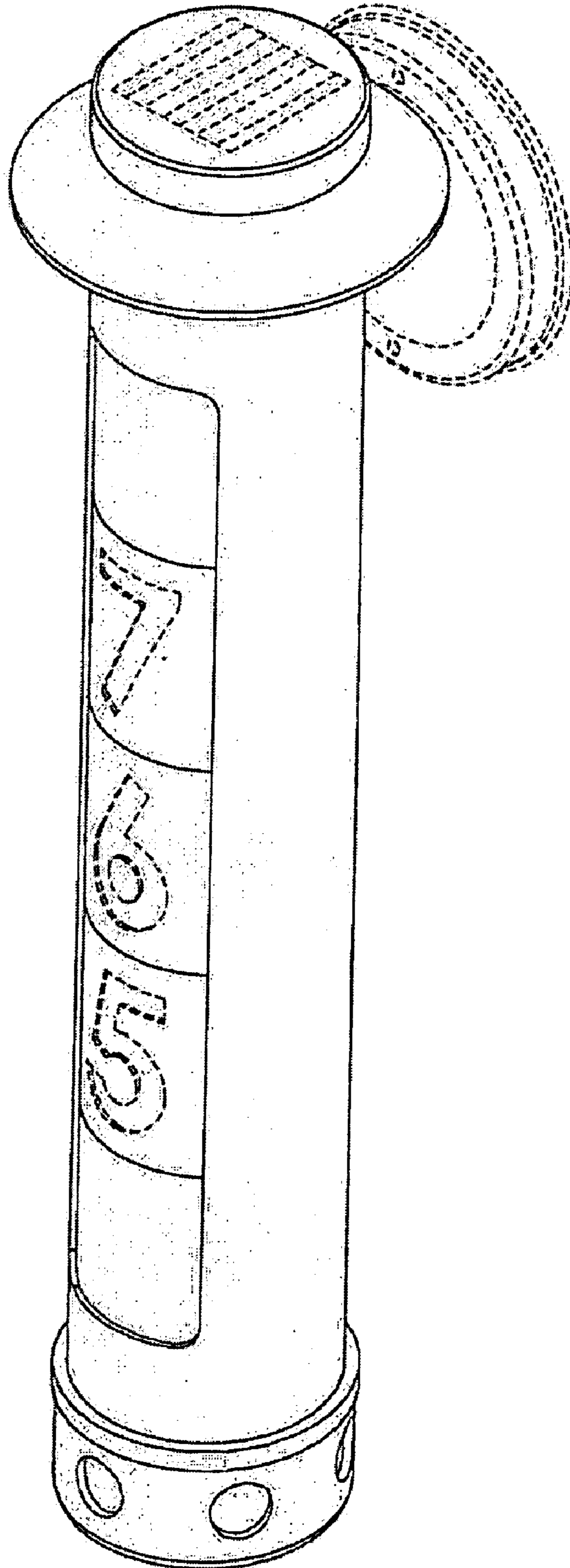


FIG. 2

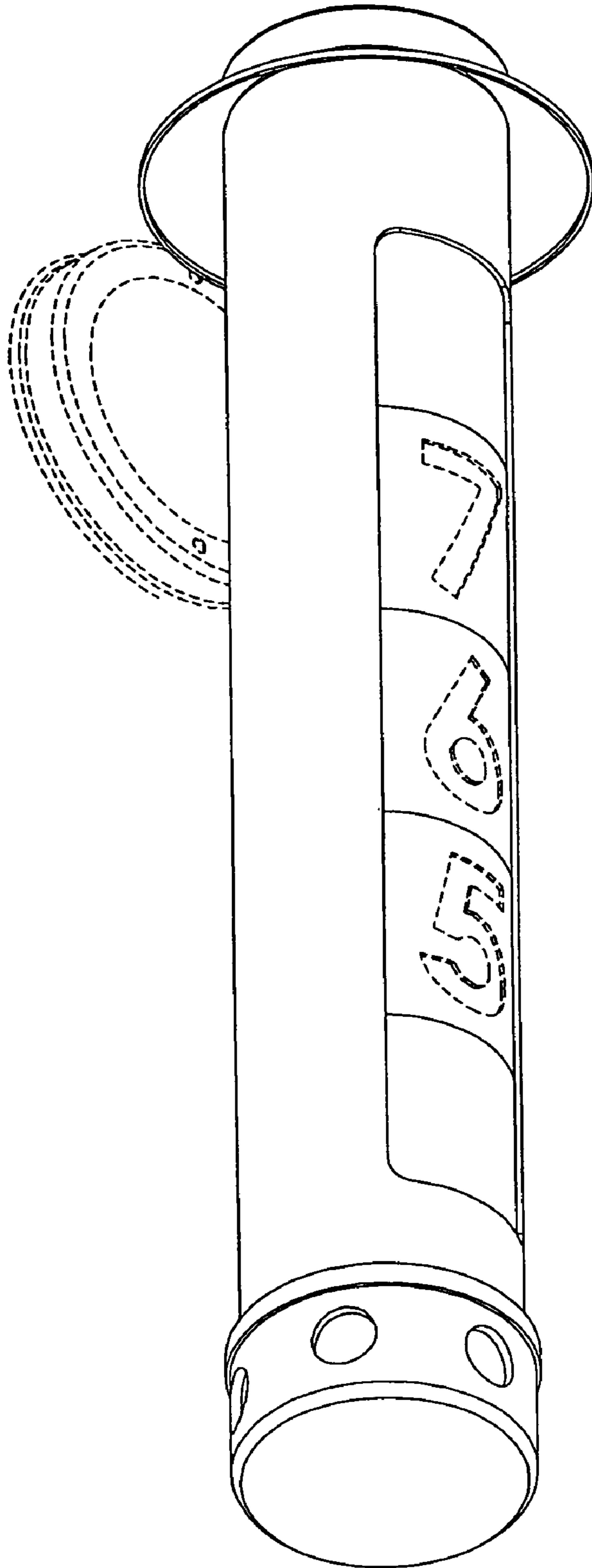


FIG. 3

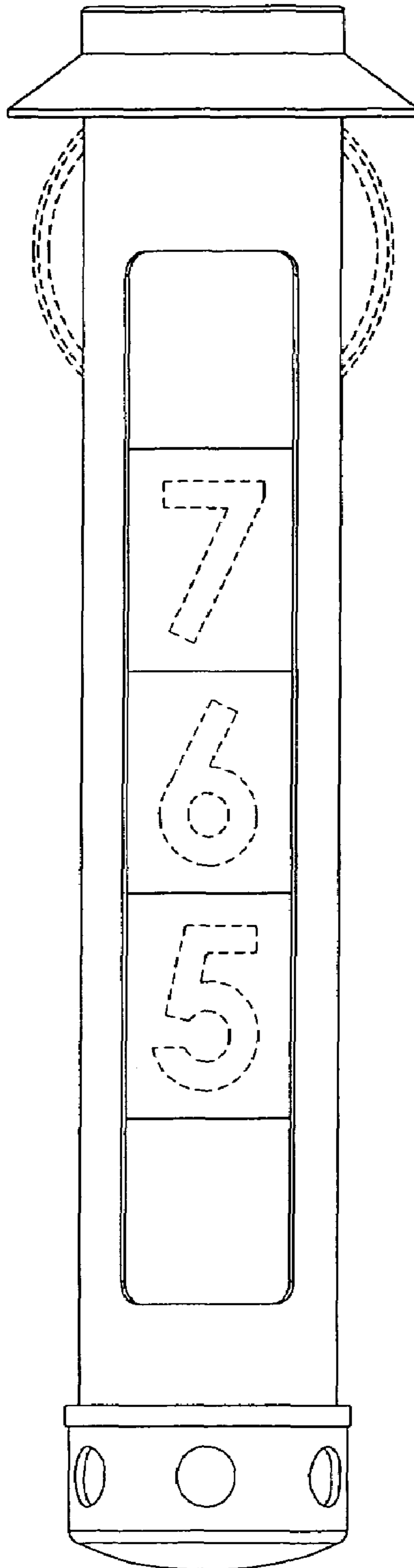


FIG. 4

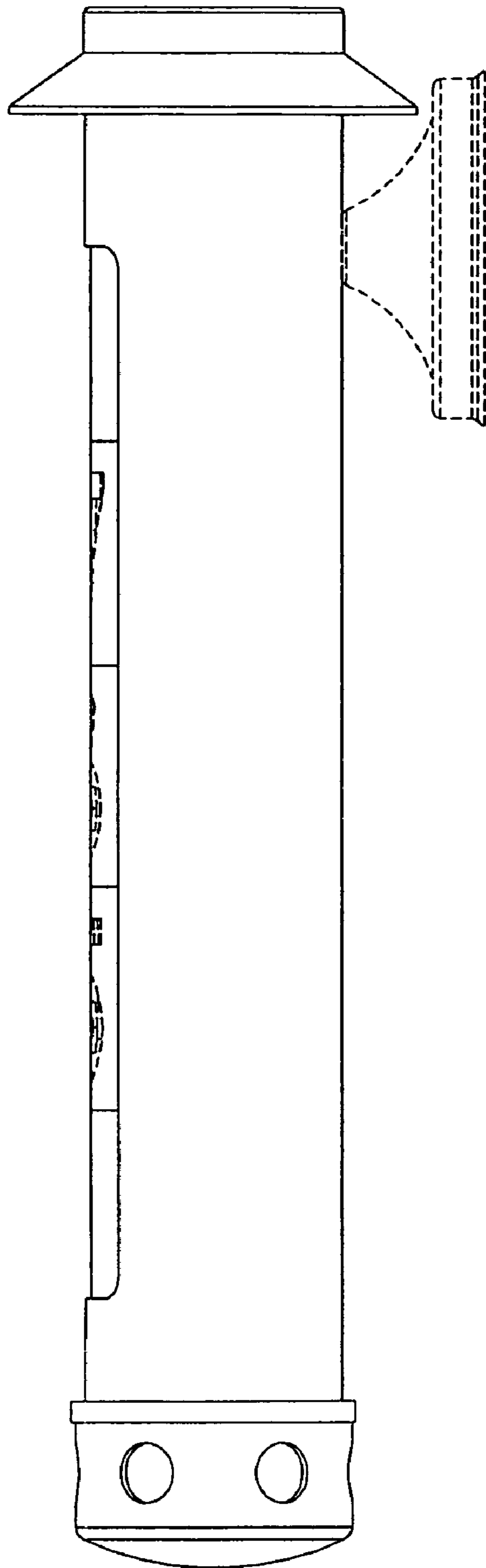


FIG. 5

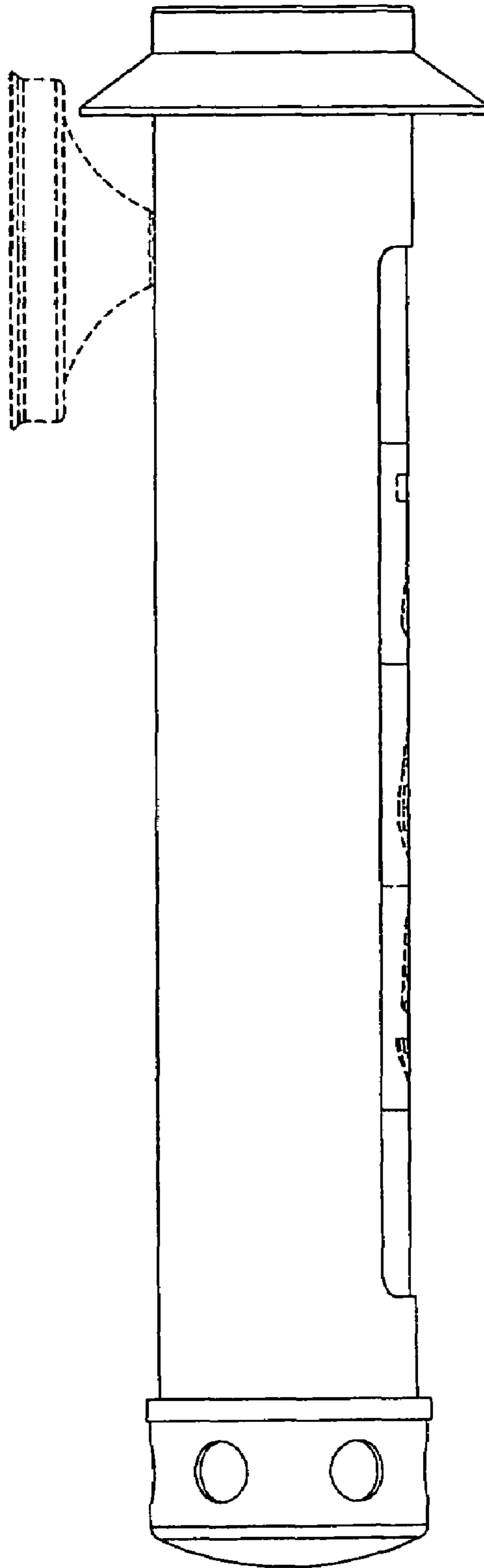


FIG. 6




FIG. 7

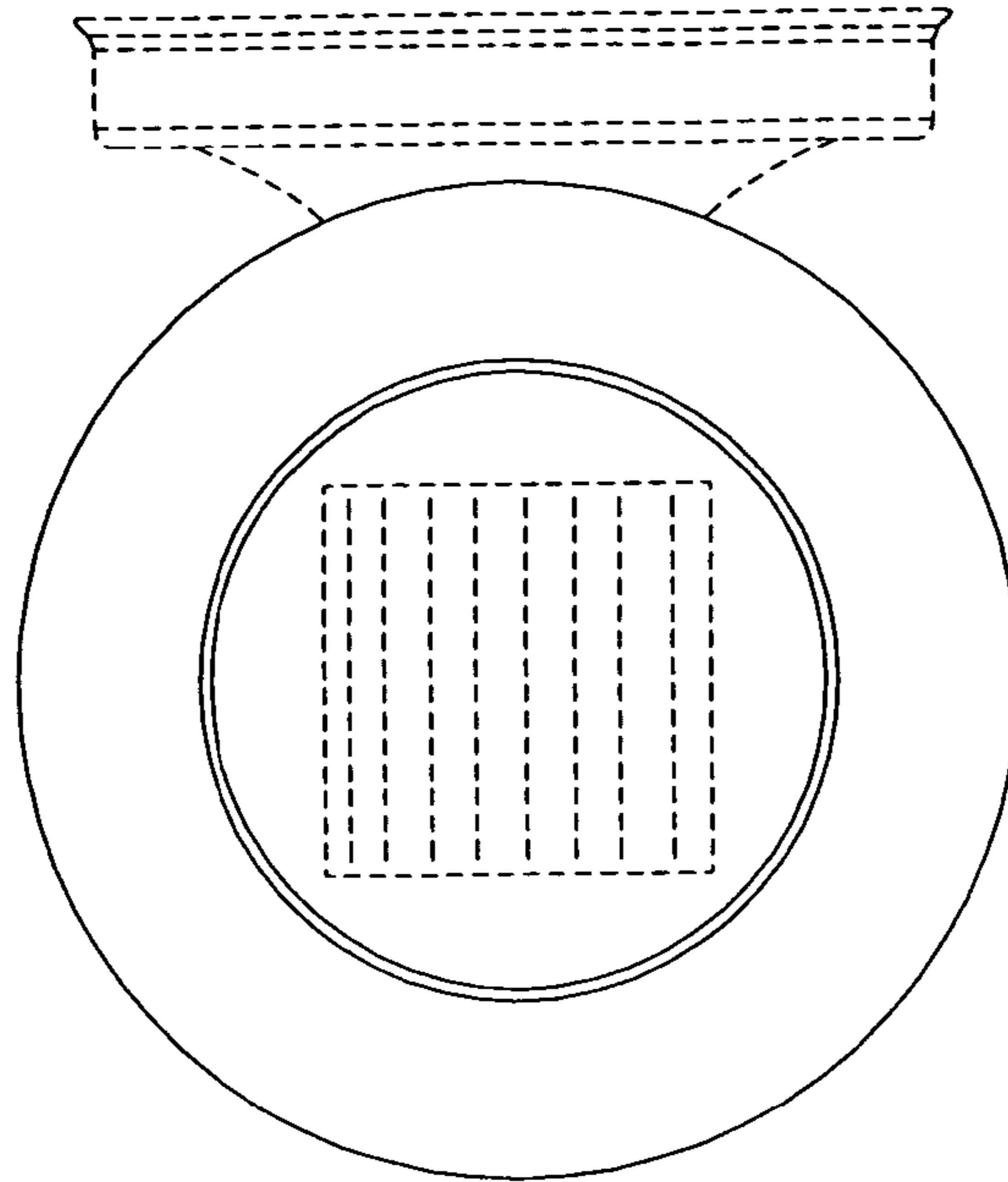


FIG. 8

