



US00D553781S

(12) **United States Design Patent**  
**Pickard et al.**

(10) **Patent No.:** **US D553,781 S**

(45) **Date of Patent:** **\*\* Oct. 23, 2007**

(54) **VOLUMETRIC DOWNLIGHT LIGHT  
FIXTURE**

(75) Inventors: **Paul Kenneth Pickard**, Conyers, GA  
(US); **James Michael Lay**, Cumming,  
GA (US); **Doyle Scott Butler**,  
Dunwoody, GA (US); **Mark Campbell  
Logan**, Atlanta, GA (US); **Leslie  
Charles King**, Loganville, GA (US)

(73) Assignee: **Acuity Brands, Inc.**, Atlanta, GA (US)

(\*\*) Term: **14 Years**

(21) Appl. No.: **29/252,000**

(22) Filed: **Jan. 17, 2006**

(51) **LOC (8) Cl.** ..... **26-05**

(52) **U.S. Cl.** ..... **D26/74**

(58) **Field of Classification Search** ..... D26/72,  
D26/74-79; 362/217-225, 283, 147, 363-4;  
D25/138, 147, 157-8, 163

See application file for complete search history.

(56) **References Cited**

**U.S. PATENT DOCUMENTS**

D212,899 S \* 12/1968 Vesely ..... D26/24  
4,377,059 A \* 3/1983 Kuhr ..... 52/98  
D348,534 S \* 7/1994 Herst et al. .... D26/85

D459,005 S \* 6/2002 Tagawa ..... D25/108  
D486,262 S \* 2/2004 Chen ..... D26/77  
6,755,550 B1 \* 6/2004 Lackey ..... 362/147  
D493,907 S \* 8/2004 Benensohn ..... D26/89  
D499,505 S \* 12/2004 Benensohn ..... D26/89  
D514,732 S \* 2/2006 Benensohn ..... D26/89  
D519,649 S \* 4/2006 Sandor, Sr. .... D25/103  
D532,528 S \* 11/2006 Sandor, Sr. .... D25/103

\* cited by examiner

*Primary Examiner*—Lou Zarfaz

*Assistant Examiner*—Susan E Krakower

(74) *Attorney, Agent, or Firm*—Needle & Rosenberg, P.C.

(57) **CLAIM**

The ornamental design for a volumetric downlight light fixture, as shown and described.

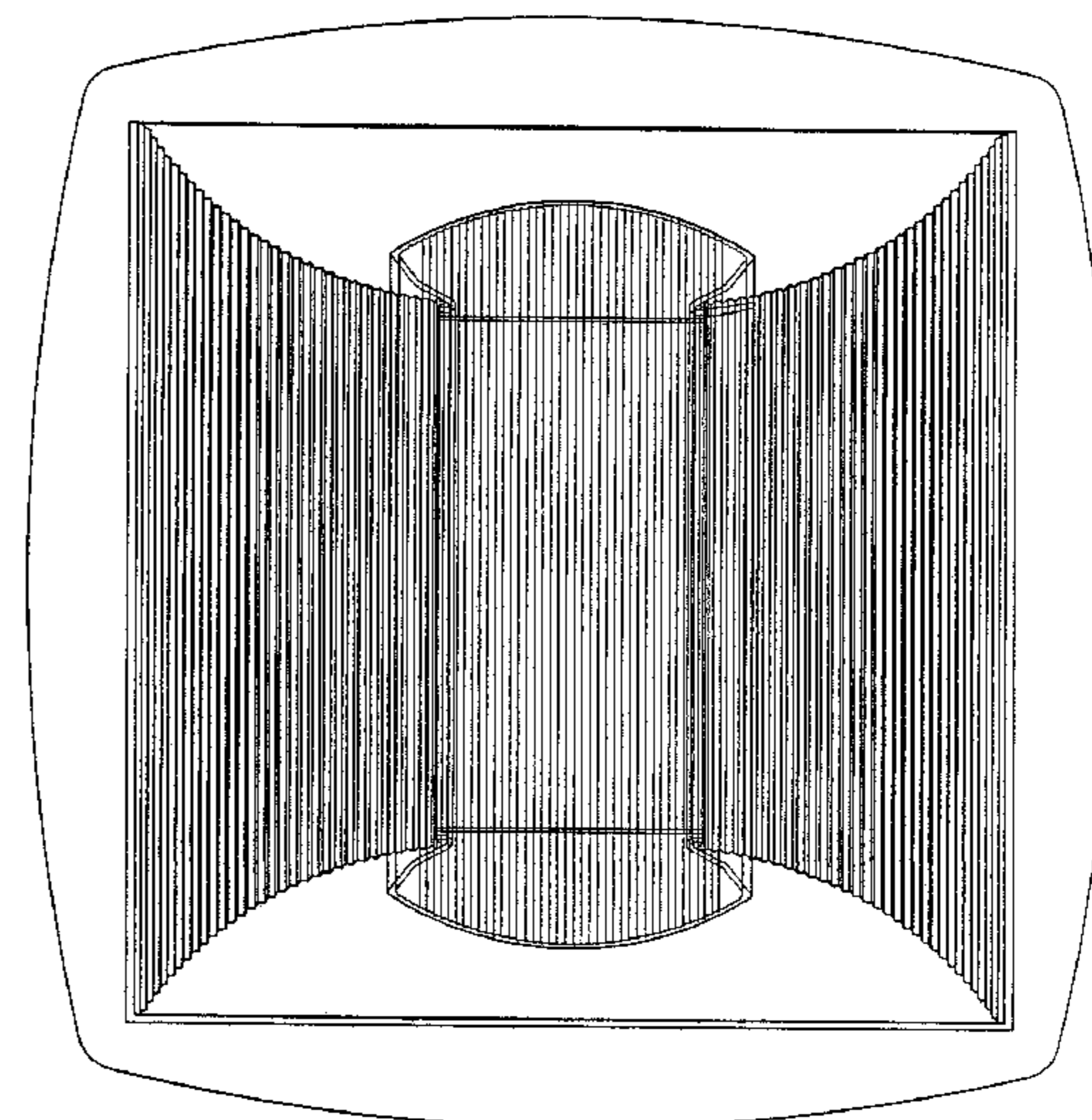
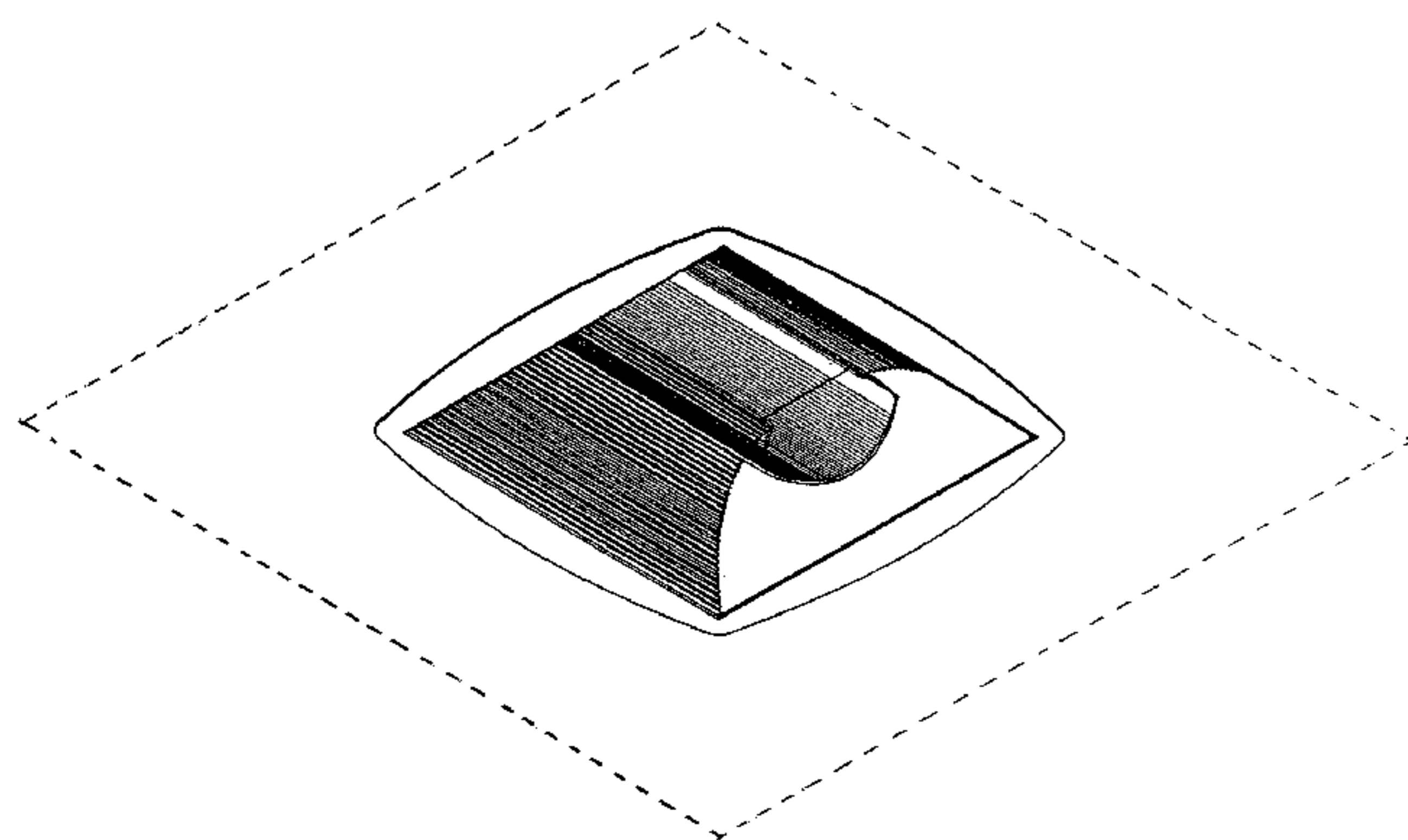
**DESCRIPTION**

FIG. 1 is a perspective view of a volumetric downlight light fixture of the present invention, showing the fixture mounted therein a ceiling tile; and,

FIG. 2 is a bottom plan view of the volumetric downlight light fixture of FIG. 1.

The broken line showing of a ceiling tile is included for the purpose of illustrating environmental structure and forms no part of the claimed design.

**1 Claim, 2 Drawing Sheets**



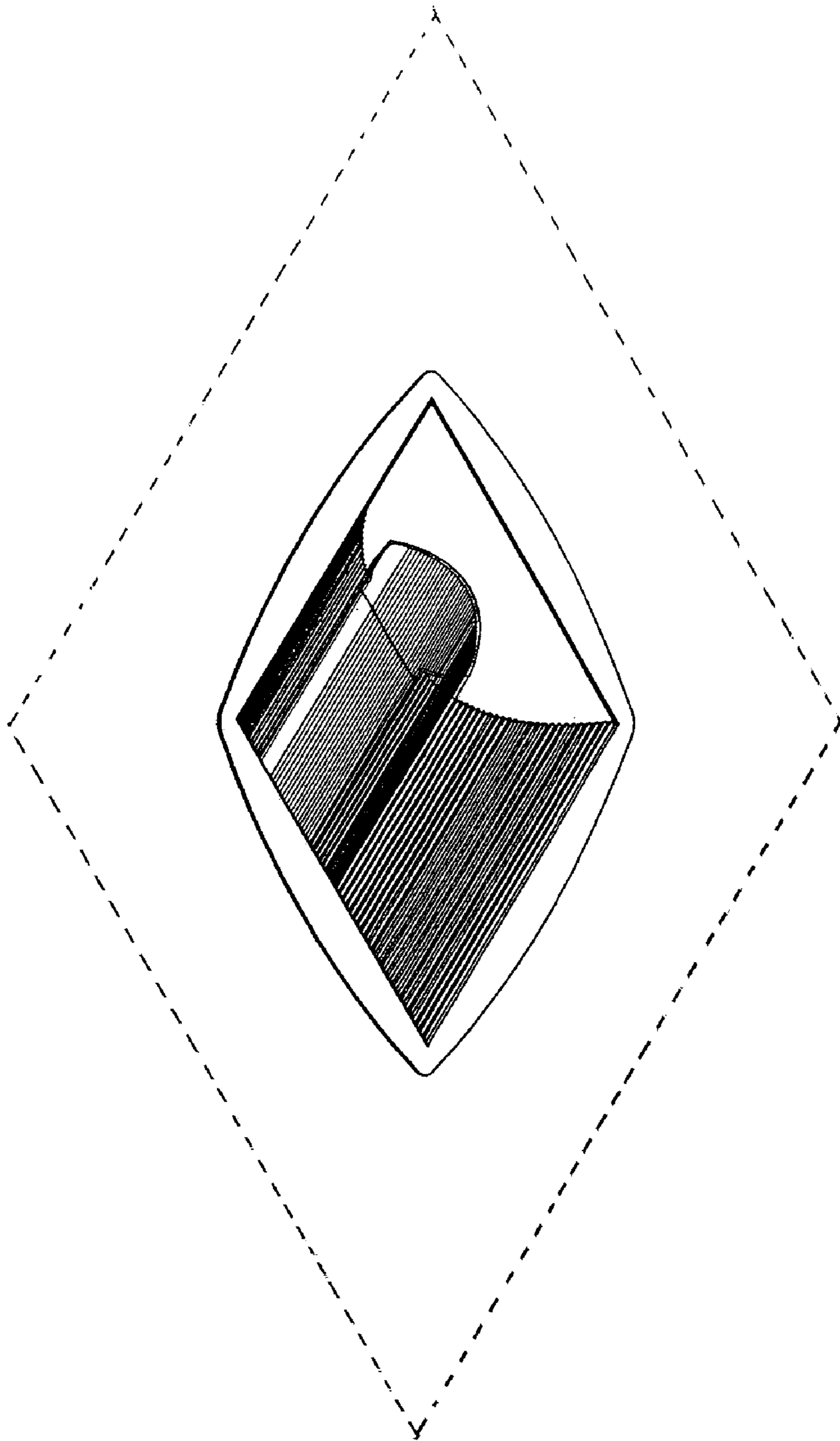


FIG. 1

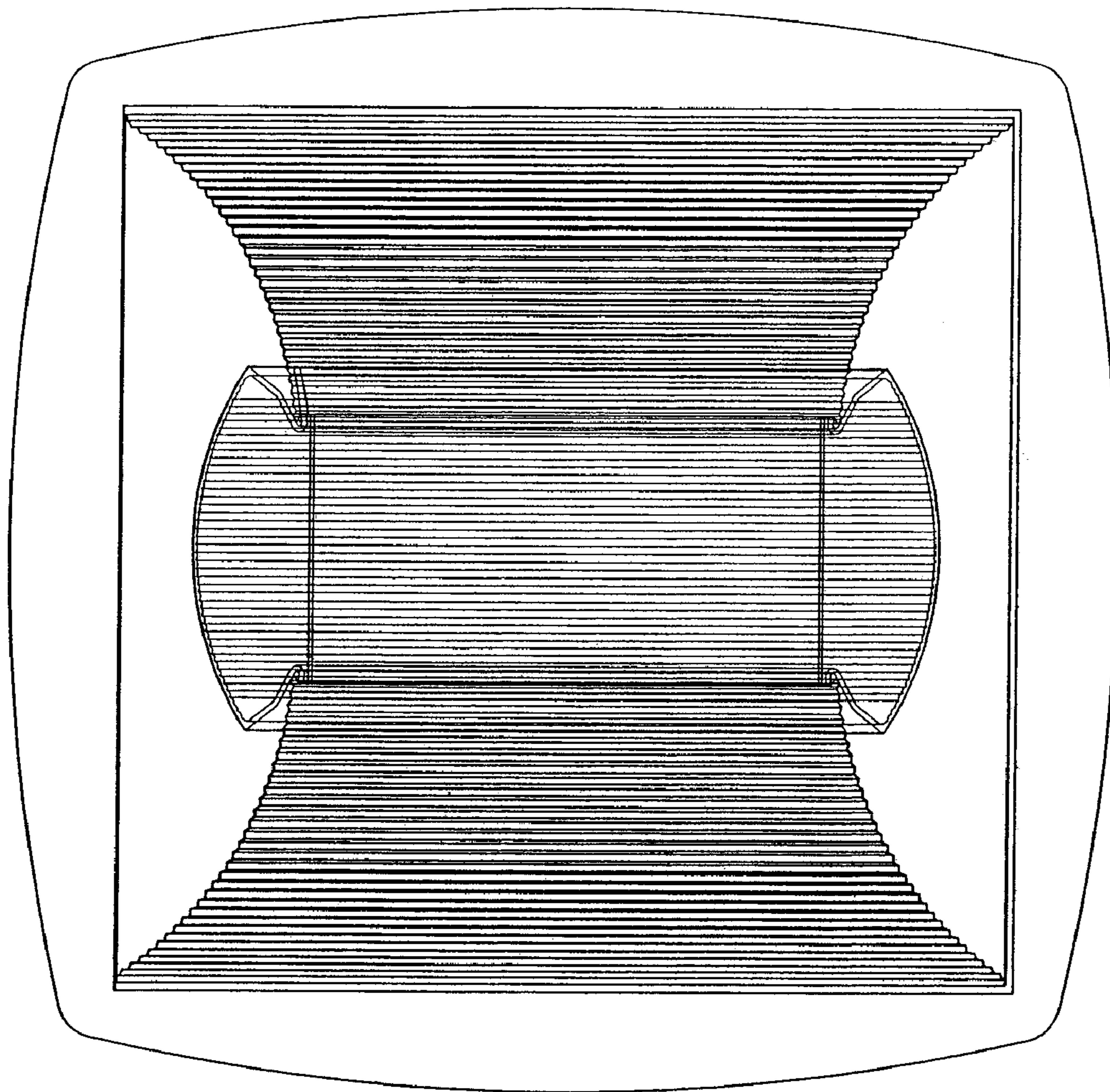


FIG. 2