



US00D553769S

(12) **United States Design Patent**
Morse

(10) **Patent No.:** **US D553,769 S**

(45) **Date of Patent:** **** Oct. 23, 2007**

(54) **DIRECTIONAL SIGNAL COVER**

D390,675 S * 2/1998 Wilson D26/30
D501,668 S * 2/2005 Kayoum D20/29

(76) Inventor: **Jeffrey A. Morse**, 115 Elm St.,
Penacook, NH (US) 03303

* cited by examiner

(**) Term: **14 Years**

Primary Examiner—Marcus A. Jackson
(74) *Attorney, Agent, or Firm*—Bourque and Associates

(21) Appl. No.: **29/244,134**

(57) **CLAIM**

(22) Filed: **Dec. 6, 2005**

The ornamental design for a directional signal cover, as shown and described.

(51) **LOC (8) Cl.** **26-06**

(52) **U.S. Cl.** **D26/30**

(58) **Field of Classification Search** D26/28-36;
362/61, 80, 81, 82, 83, 83.3, 267-269
See application file for complete search history.

DESCRIPTION

FIG. 1 is a front perspective view of the diamond plated directional signal cover according to a first embodiment; and,


FIG. 2 is a front plan view of diamond plated directional signal cover according to the first embodiment.

(56) **References Cited**

U.S. PATENT DOCUMENTS

D343,466 S * 1/1994 Starks, Jr. D26/31
D349,360 S * 8/1994 Gonsior D26/125

1 Claim, 1 Drawing Sheet






FIG. 1




FIG. 2