



US00D553738S

(12) **United States Design Patent**
Simonson

(10) **Patent No.:** **US D553,738 S**

(45) **Date of Patent:** **** Oct. 23, 2007**

(54) **HANDLE FOR MEDICAL INSTRUMENTS**

(76) **Inventor:** **Robert E. Simonson**, 799 NE. 71st St.,
Boca Raton, FL (US) 33487

(**) **Term:** **14 Years**

(21) **Appl. No.:** **29/202,255**

(22) **Filed:** **Mar. 29, 2004**

(51) **LOC (8) Cl.** **24-02**

(52) **U.S. Cl.** **D24/133; D8/300**

(58) **Field of Classification Search** D24/133,
D24/112, 137; D8/300, 303, 310; D19/48,
D19/49, 43, 51, 56, 57

See application file for complete search history.

(56) **References Cited**

U.S. PATENT DOCUMENTS

D330,565 S	*	10/1992	Dallaire	D19/48
D332,385 S	*	1/1993	Adams	D8/107
D345,578 S	*	3/1994	Zier	D19/48
5,338,317 A	*	8/1994	Hasson et al.	606/206
D351,227 S	*	10/1994	Patton et al.	D24/112
D370,977 S	*	6/1996	Allard	D24/133

D422,191 S	*	4/2000	Usbeck	D8/107
D443,303 S	*	6/2001	Ashe	D19/48
D463,026 S	*	9/2002	Holms	D24/152

OTHER PUBLICATIONS

Zimmer International, p. 59, Driver 407, 1966.*

* cited by examiner

Primary Examiner—Ian Simmons

Assistant Examiner—Christopher Lee

(74) *Attorney, Agent, or Firm*—Norman Friedland

(57) **CLAIM**

The ornamental design for a handle for medical instruments,
as shown and described.

DESCRIPTION

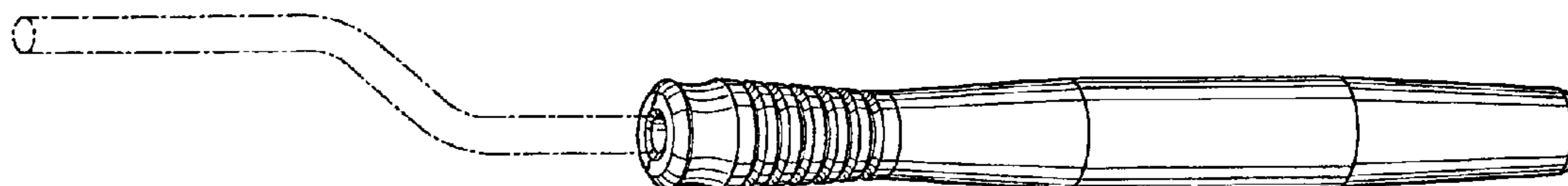
FIG. 1 is perspective view of the handle for medical instru-
ments with a medical tool shown in phantom showing my
new design;

FIG. 2 is a side elevation view thereof;

FIG. 3 is a front end view thereof; and,

FIG. 4 is a rear end view thereof.

1 Claim, 1 Drawing Sheet



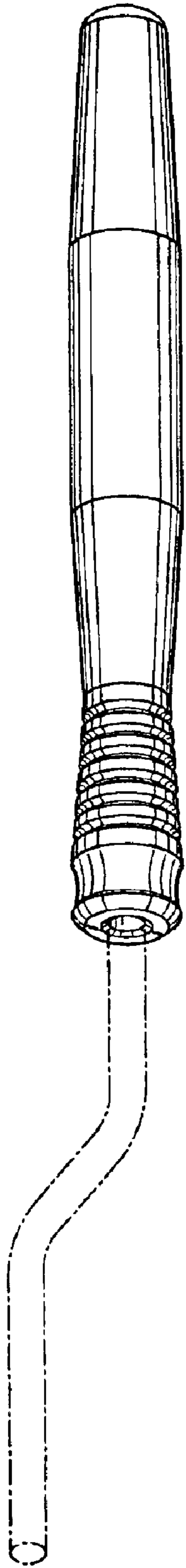


FIG. 1




FIG. 2



FIG. 3

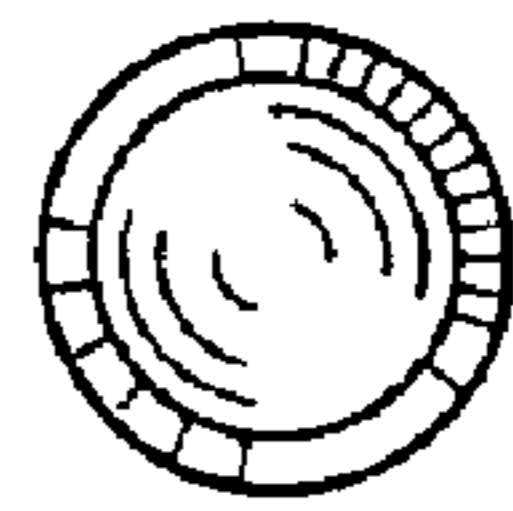


FIG. 4