



US00D553721S

(12) **United States Design Patent**
Seki et al.

(10) **Patent No.:** **US D553,721 S**

(45) **Date of Patent:** **** Oct. 23, 2007**

(54) **AIR-CONDITIONER**

(75) Inventors: **Koichiro Seki**, Kusatsu (JP); **Masahiko Chooji**, Kusatsu (JP)

(73) Assignee: **Daikin Industries Ltd.**, Osaka, Osaka (JP)

(**) Term: **14 Years**

(21) Appl. No.: **29/271,859**

(22) Filed: **Jan. 29, 2007**

(51) **LOC (8) Cl.** **23-04**

(52) **U.S. Cl.** **D23/351**

(58) **Field of Classification Search** D23/351-354;
312/236; 62/259.1, 259.4, 262-263, 304;
454/330-331, 349-350

See application file for complete search history.

(56) **References Cited**

U.S. PATENT DOCUMENTS

D368,305 S *	3/1996	Shigenari et al.	D23/351
D417,910 S *	12/1999	Nonaka	D23/351
D420,116 S *	2/2000	Kobayashi	D23/351
D426,626 S *	6/2000	Nonaka	D23/351
D439,317 S *	3/2001	Kobayashi	D23/351
D446,292 S *	8/2001	Asakura et al.	D23/351
D448,073 S *	9/2001	Wakasa	D23/351
D449,095 S *	10/2001	Yanagida et al.	D23/351
D450,823 S *	11/2001	Kobayashi	D23/351
D451,586 S *	12/2001	Oya et al.	D23/351

D454,188 S *	3/2002	Nonaka	D23/351
D465,016 S *	10/2002	Nanjo et al.	D23/351
D487,142 S *	2/2004	Yoo	D23/351
D529,158 S *	9/2006	Ueno et al.	D23/351
D529,595 S *	10/2006	Ueno et al.	D23/351
D536,430 S *	2/2007	Miyake et al.	D23/351
D539,889 S *	4/2007	Chooji et al.	D23/351

* cited by examiner

Primary Examiner—Brian N Vinson

(74) *Attorney, Agent, or Firm*—Manabu Kanesaka

(57) **CLAIM**

The ornamental design for an air-conditioner, as shown and described.

DESCRIPTION

FIG. 1 is a perspective view of an air-conditioner showing our new design;

FIG. 2 is a front view thereof;

FIG. 3 is a rear view thereof;

FIG. 4 is a right side view thereof;

FIG. 5 is a left side view thereof;

FIG. 6 is a top view thereof;

FIG. 7 is a bottom view thereof; and,

FIG. 8 is an enlarged sectional view thereof taken along line 8—8 in FIG. 2.

1 Claim, 3 Drawing Sheets

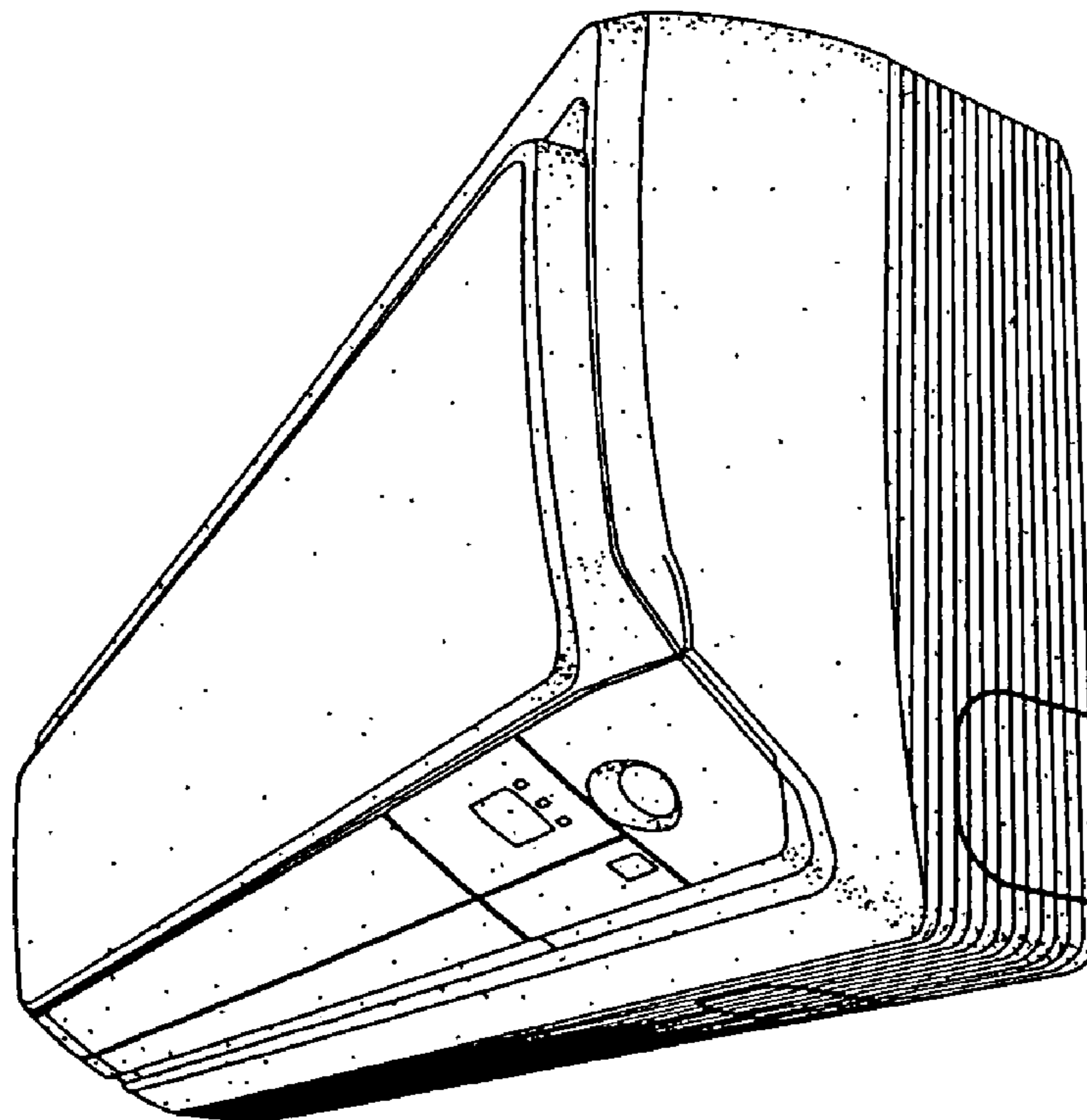


Fig. 1

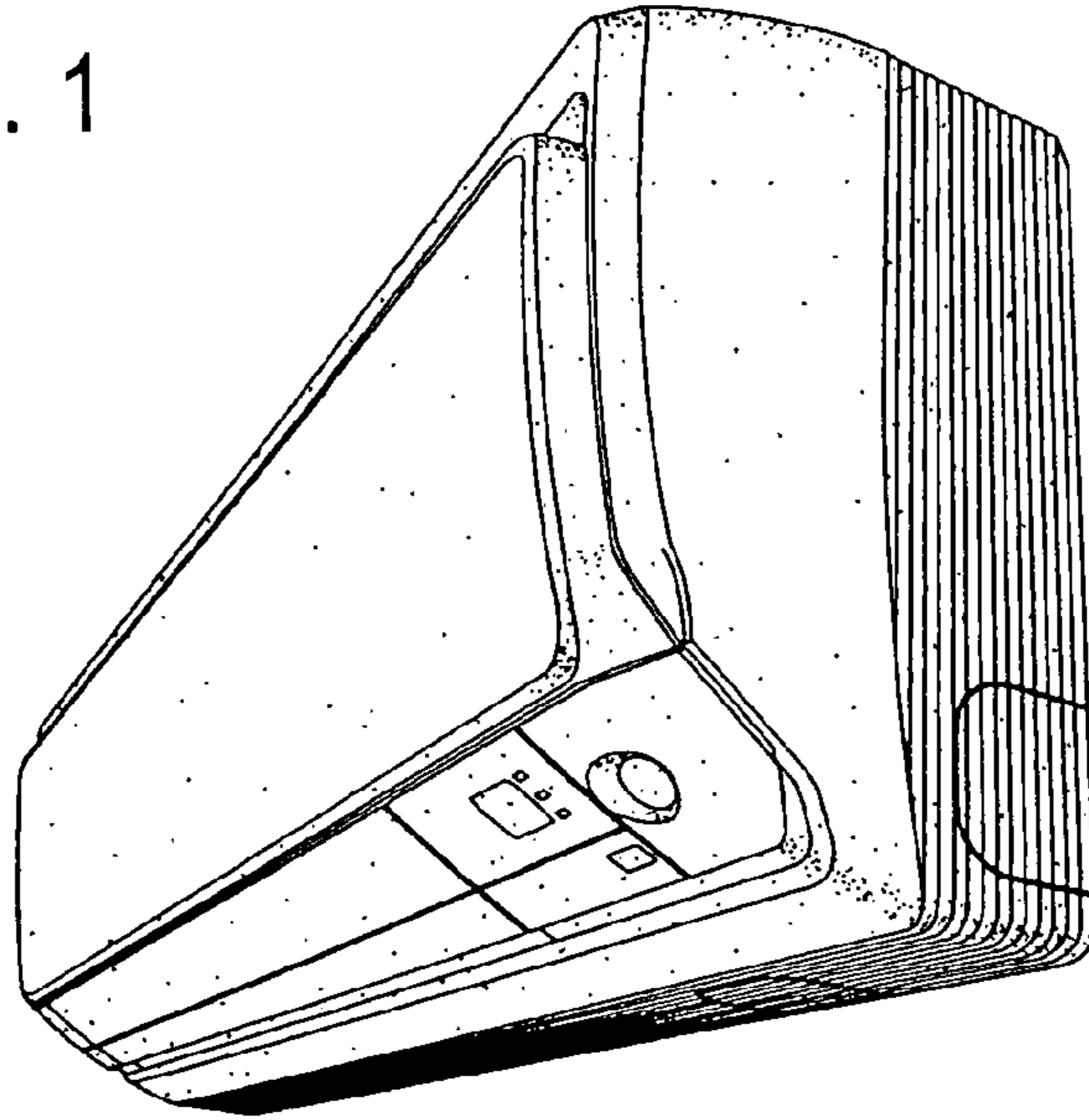
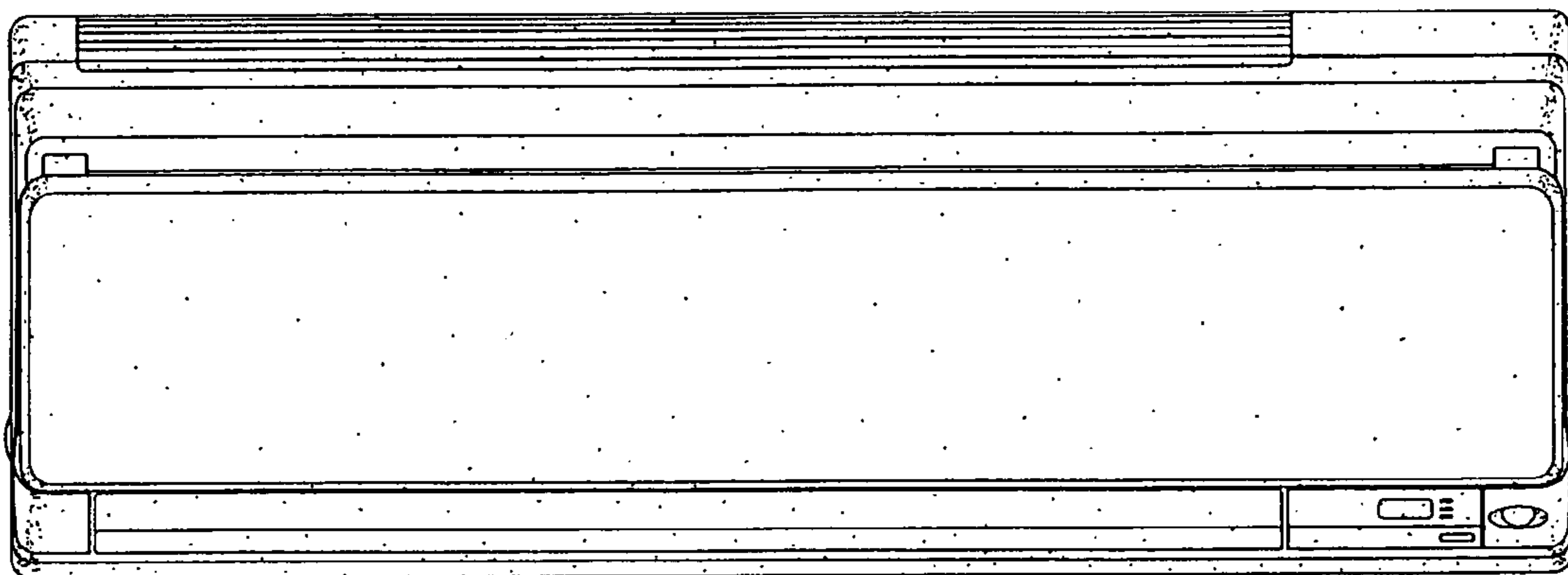


Fig. 2

8 - 1



8 - 1

Fig. 3

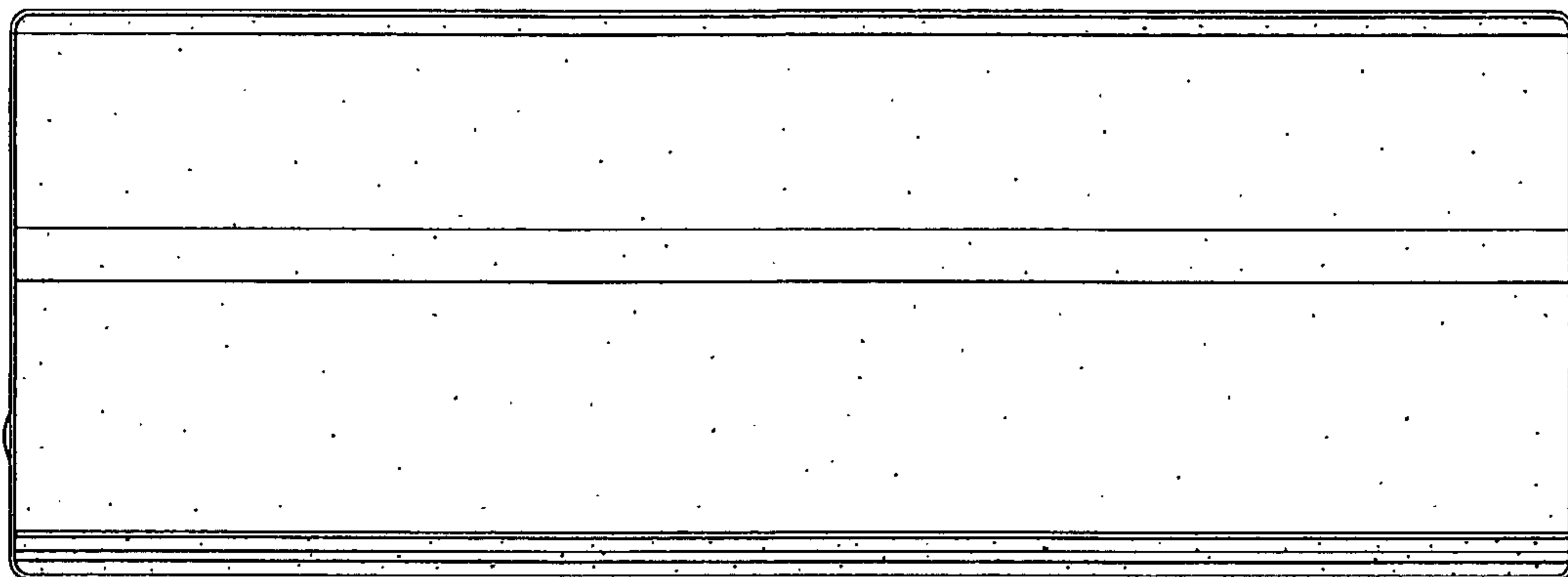


Fig. 4

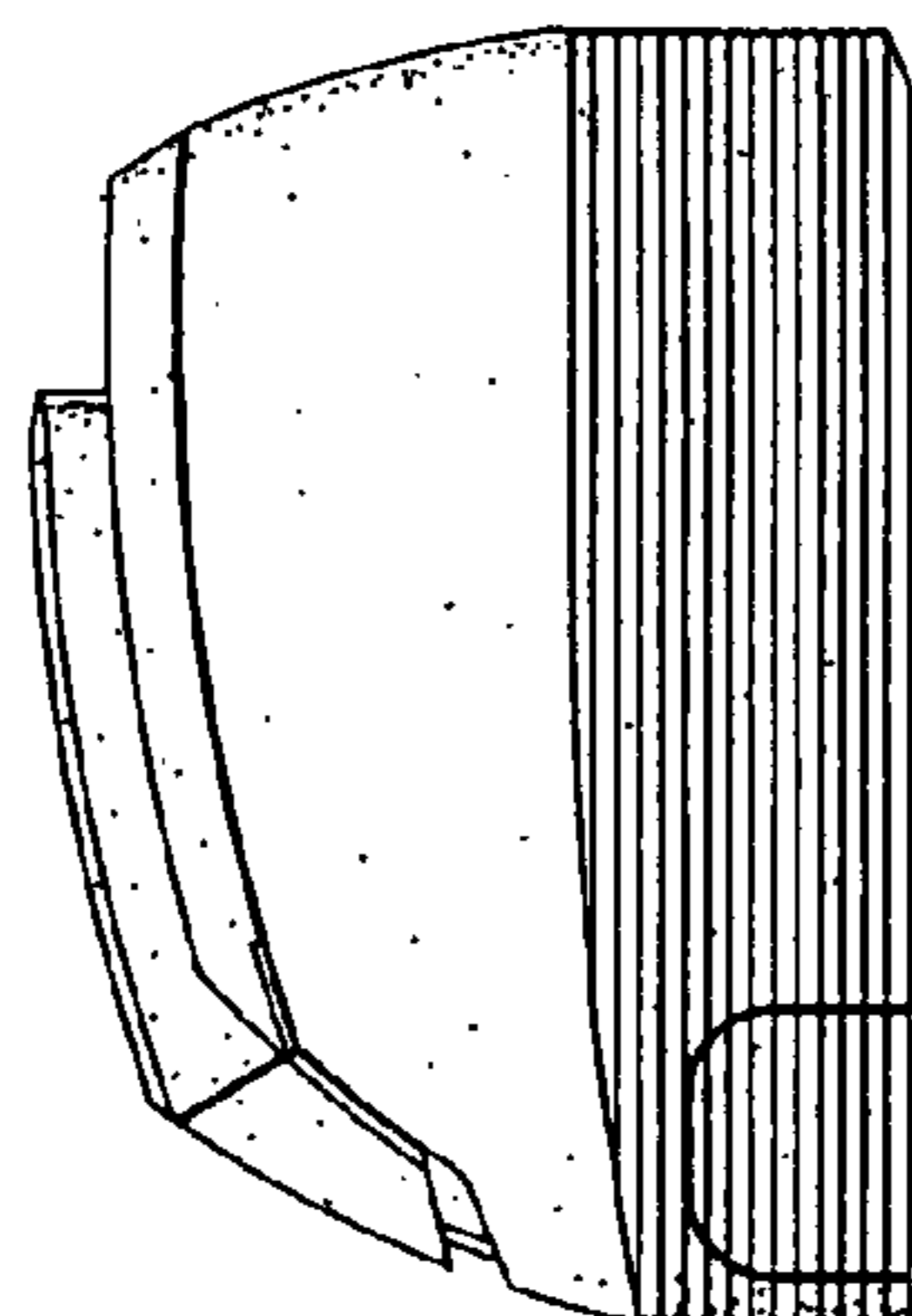


Fig. 5

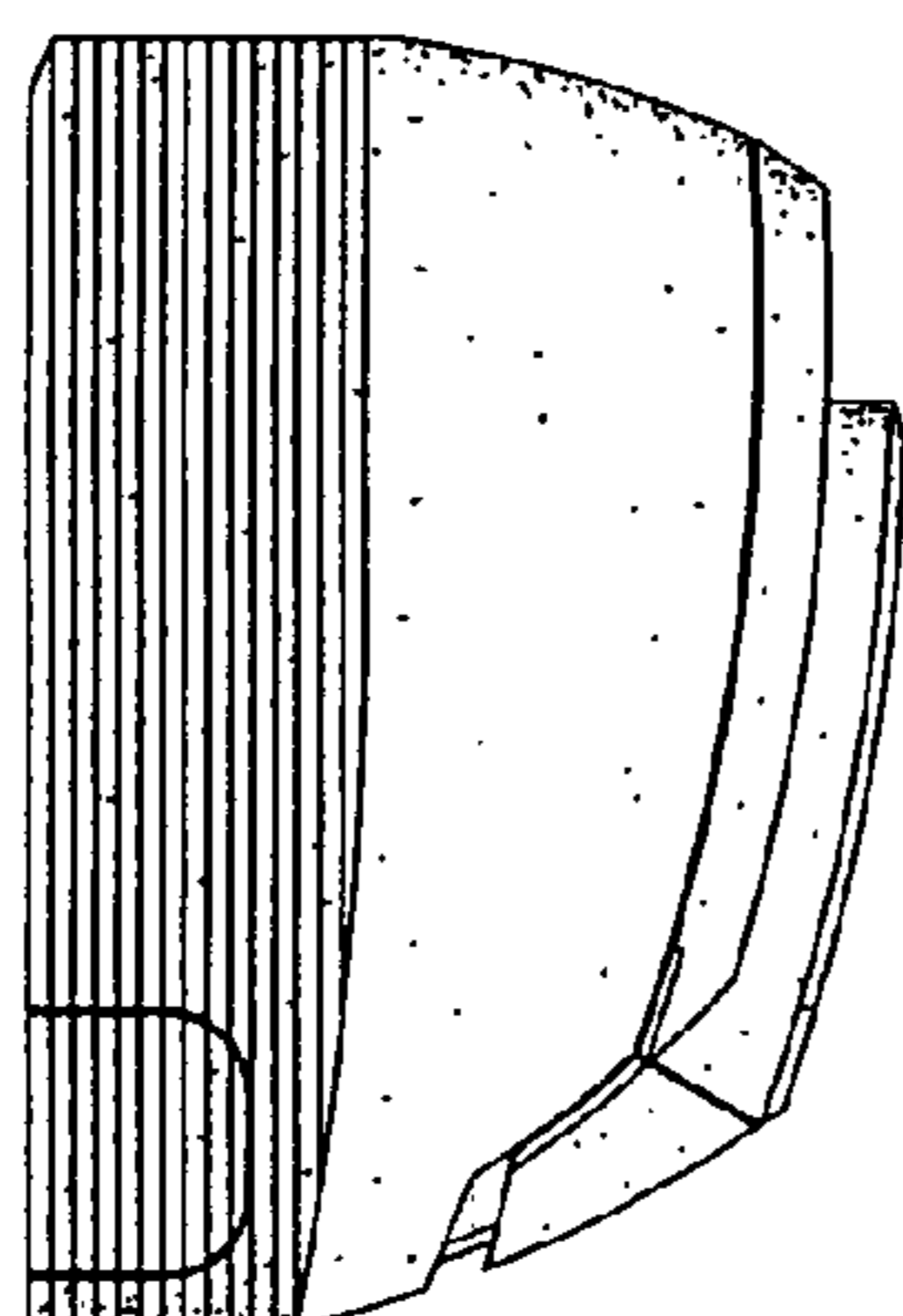


Fig. 6




Fig. 7




Fig. 8

