



US00D553708S

(12) **United States Design Patent**
Garner

(10) **Patent No.:** **US D553,708 S**

(45) **Date of Patent:** **** Oct. 23, 2007**

(54) **SHOWER HEAD**

D529,986 S * 10/2006 Chan D23/213
D538,394 S * 3/2007 Sallick et al. D23/223

(75) Inventor: **Pierre Garner**, Paris (FR)

* cited by examiner

(73) Assignee: **Toto Ltd.**, Kitakyushu (JP)

Primary Examiner—Robin Webster

(**) Term: **14 Years**

(74) *Attorney, Agent, or Firm*—Birch, Stewart, Kolasch & Birch, LLP

(21) Appl. No.: **29/260,438**

(57) **CLAIM**

(22) Filed: **May 25, 2006**

The ornamental design for a shower head, as shown and described.

(30) **Foreign Application Priority Data**

Mar. 10, 2006 (JP) 2006-006092

DESCRIPTION

(51) **LOC (8) Cl.** **23-01**

FIG. 1 is a perspective view of the top, front and right side of a shower head showing my new design;

(52) **U.S. Cl.** **D23/213**

FIG. 2 is a front view thereof;

(58) **Field of Classification Search** D23/213,

FIG. 3 is a rear view thereof;

D23/229–30, 223; 4/615; 239/282–283

FIG. 4 is a left side view thereof;

See application file for complete search history.

FIG. 5 is a right side view thereof;

(56) **References Cited**

FIG. 6 is a top plan view thereof; and,

U.S. PATENT DOCUMENTS

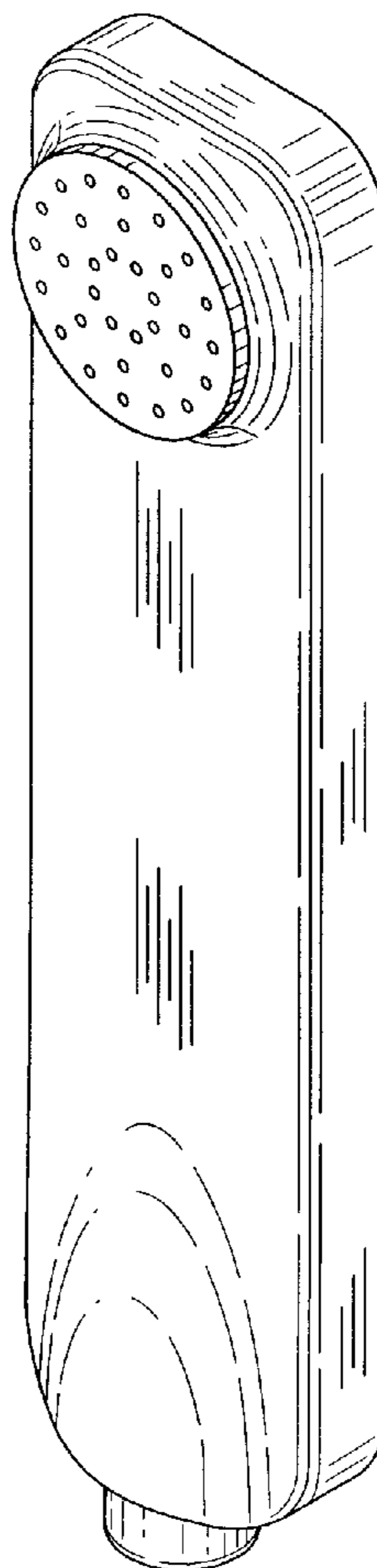
FIG. 7 is a bottom view thereof.

D228,908 S * 10/1973 Juhlin D23/223

D453,813 S * 2/2002 Gottwald D23/223

D495,028 S * 8/2004 Jorgensen et al. D23/223

1 Claim, 4 Drawing Sheets



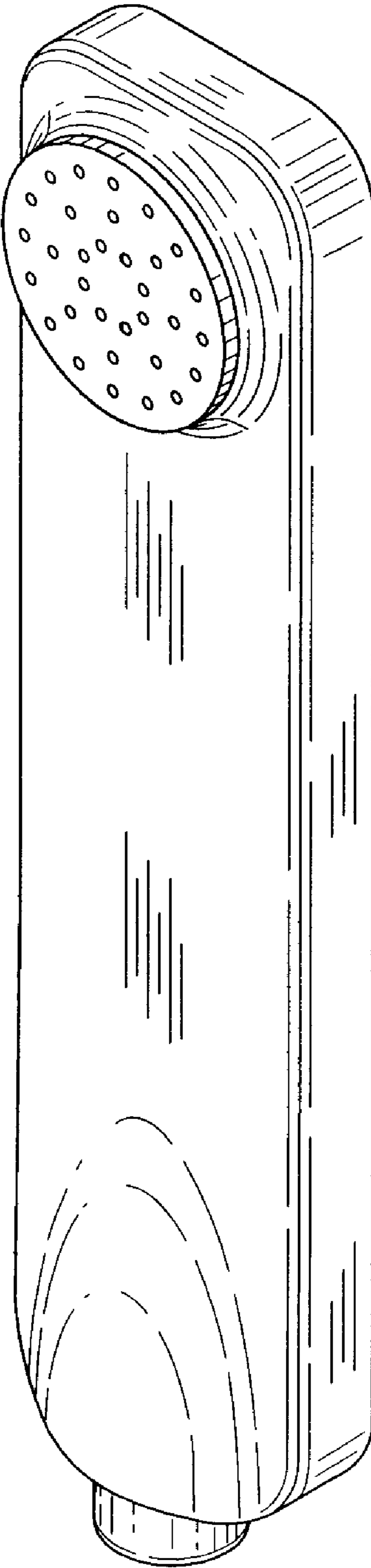


FIG. 1




FIG. 2




FIG. 3




FIG. 4

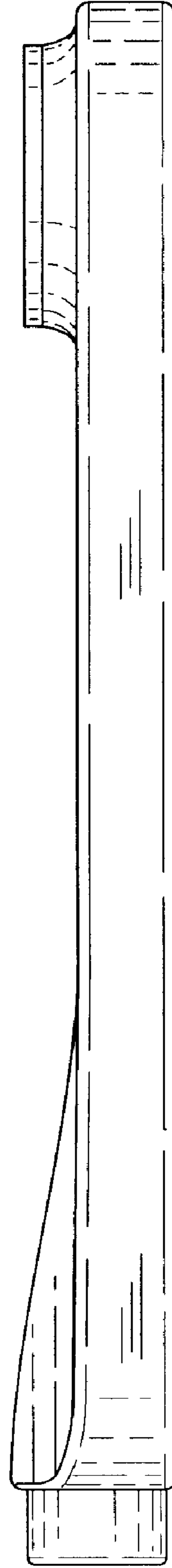


FIG. 5

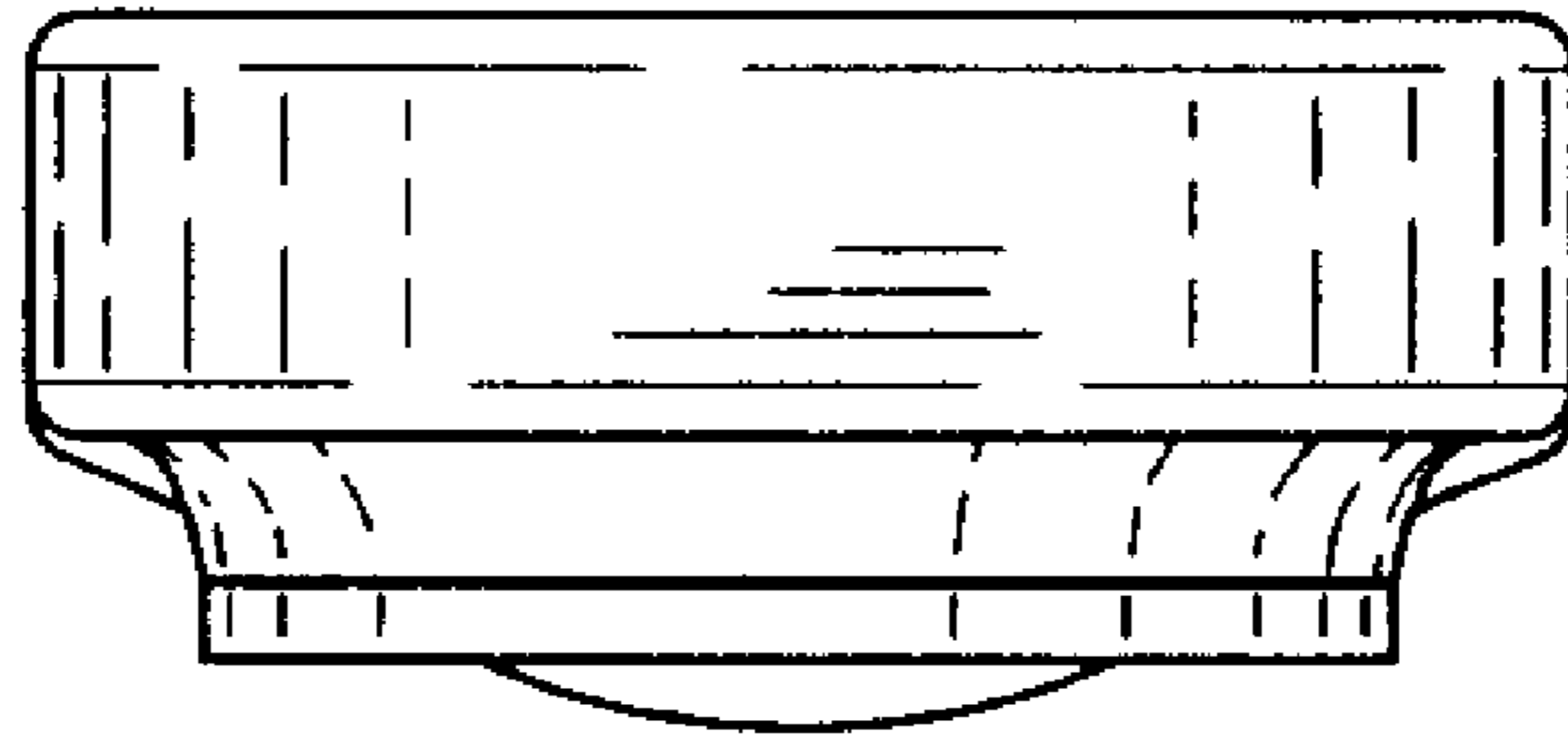


FIG. 6

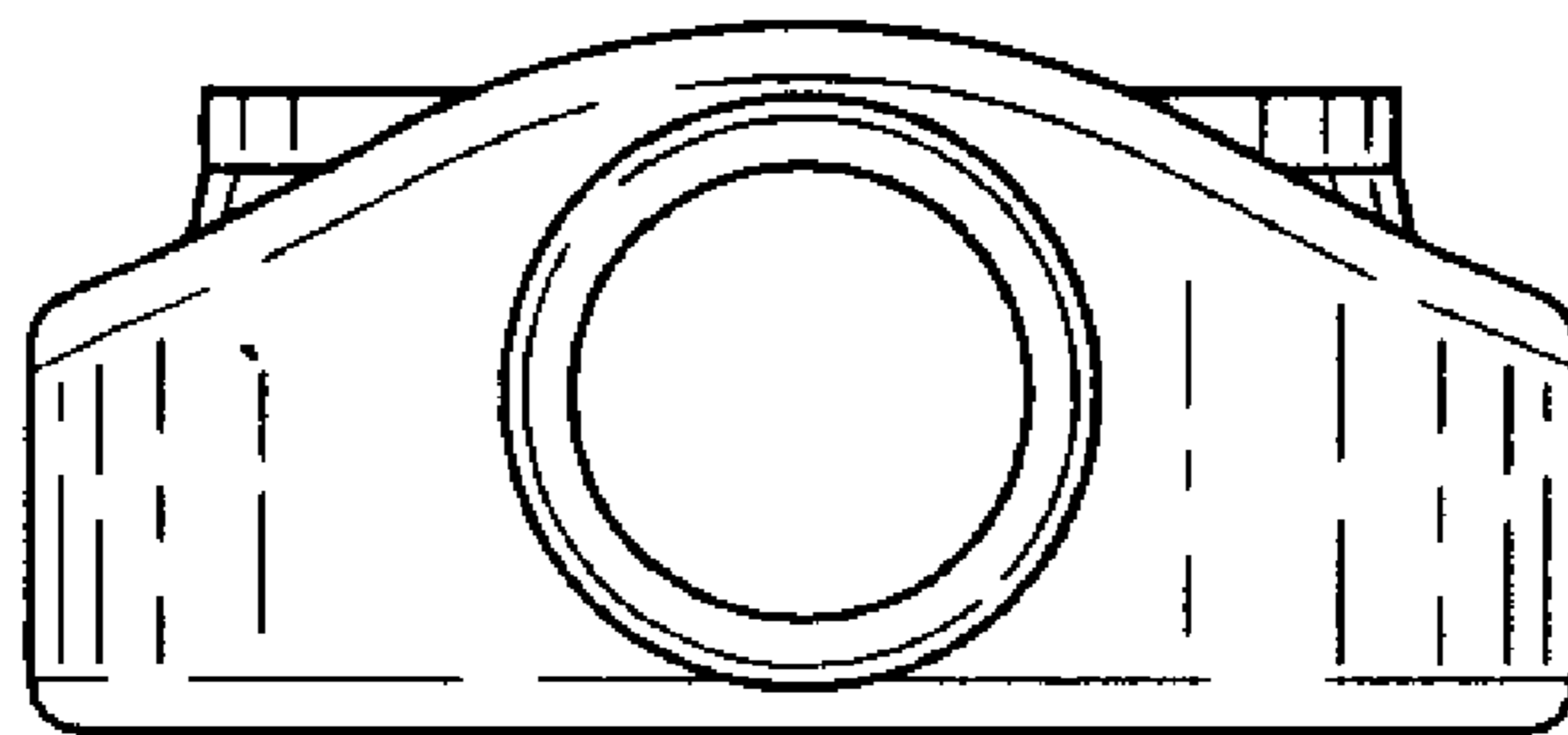


FIG. 7