



US00D553702S

(12) **United States Design Patent**
Frame et al.

(10) **Patent No.: US D553,702 S**

(45) **Date of Patent: ** Oct. 23, 2007**

(54) **PUTTER INSERT**

2005/0009623 A1 1/2005 Dickinson
2005/0130764 A1* 6/2005 Frame 473/340

(75) Inventors: **Nicholas Frame**, Vista, CA (US);
Michael Walker, Vista, CA (US); **Jose**
Miraflor, Oceanside, CA (US)

OTHER PUBLICATIONS

“Rossa 2005,” TaylorMade 2005 Brochure #88357301, 6 pp.
(2005).

“r580 XD,” TaylorMade 2004 Catalog, p. 28 (2004).

* cited by examiner

Primary Examiner—Mitchell Siegel

(74) *Attorney, Agent, or Firm*—Klarquist Sparkman, LLP

(73) Assignee: **Taylor Made Golf Company, Inc.**,
Carlsbad, CA (US)

(**) Term: **14 Years**

(21) Appl. No.: **29/266,152**

(22) Filed: **Sep. 14, 2006**

(57) **CLAIM**

We claim the ornamental design for a putter insert, as shown
and described.

(51) **LOC (8) Cl.** **21-02**

(52) **U.S. Cl.** **D21/759**

(58) **Field of Classification Search** D21/736–746,
D21/759; 473/324–331, 340–341, 251–256
See application file for complete search history.

DESCRIPTION

FIG. 1. is a perspective view of a putter insert, as viewed
from top, front and one side thereof, according to one
embodiment.

FIG. 2. is a rear elevation view of the insert of FIG. 1.

FIG. 3 is a top plan view of the insert of FIG. 1.

FIG. 4 is a front elevation view of the insert of FIG. 1.

FIG. 5 is a bottom plan view of the insert of FIG. 1; and,

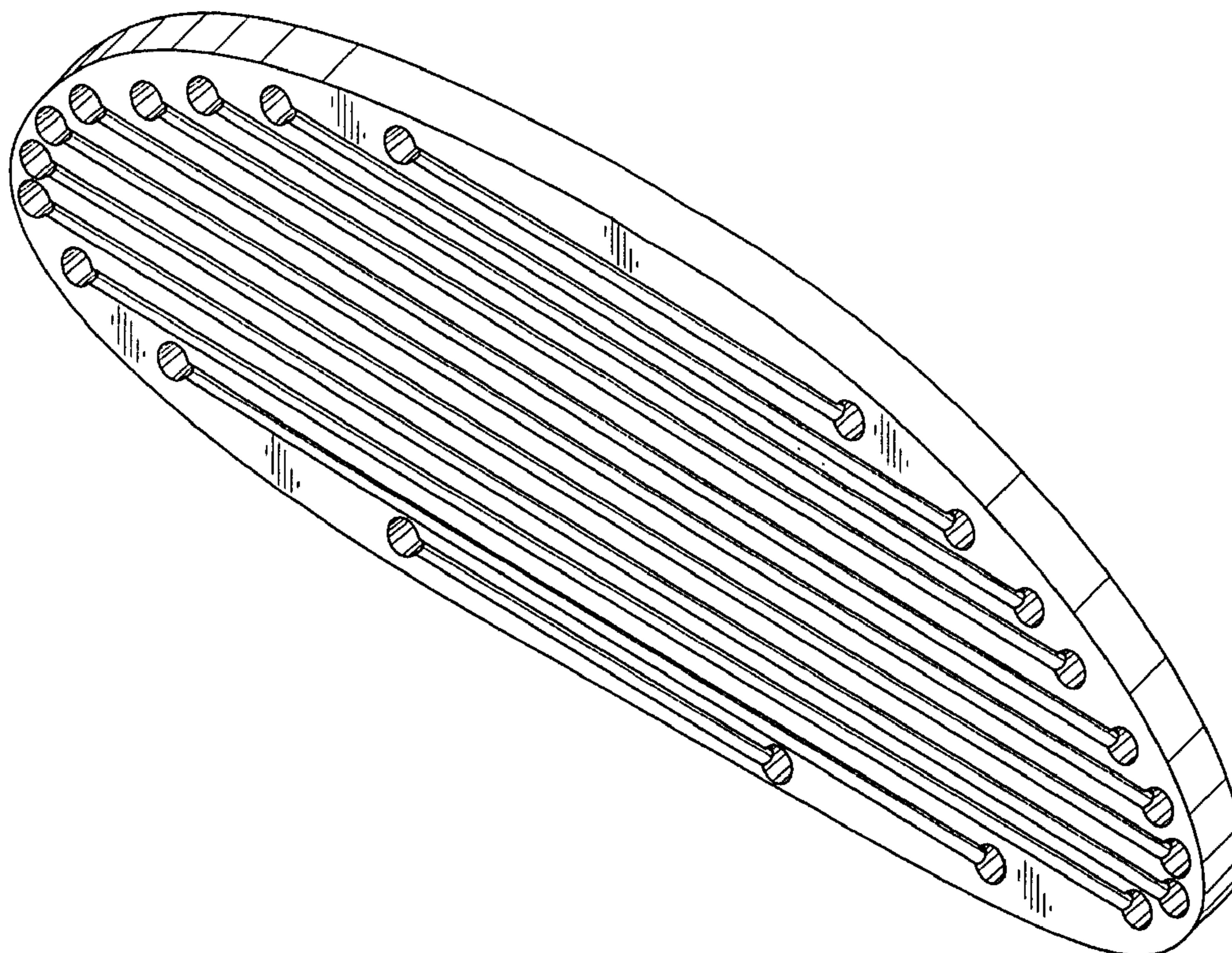
FIG. 6 is a side elevation view of the insert of FIG. 1, the
opposite side being a mirror image thereof.

(56) **References Cited**

U.S. PATENT DOCUMENTS

D425,591 S *	5/2000	Drossos	D21/743
D435,072 S *	12/2000	Jaeckel	D21/738
D444,835 S *	7/2001	Wahl et al.	D21/759
D458,331 S *	6/2002	Wahl et al.	D21/759
6,398,665 B1	6/2002	Antonious	
D478,142 S *	8/2003	Toulon et al.	D21/759
D488,200 S *	4/2004	Olsavsky et al.	D21/743
6,929,564 B2 *	8/2005	Olsavsky et al.	473/340
D530,764 S *	10/2006	Frame et al.	D21/759

1 Claim, 2 Drawing Sheets



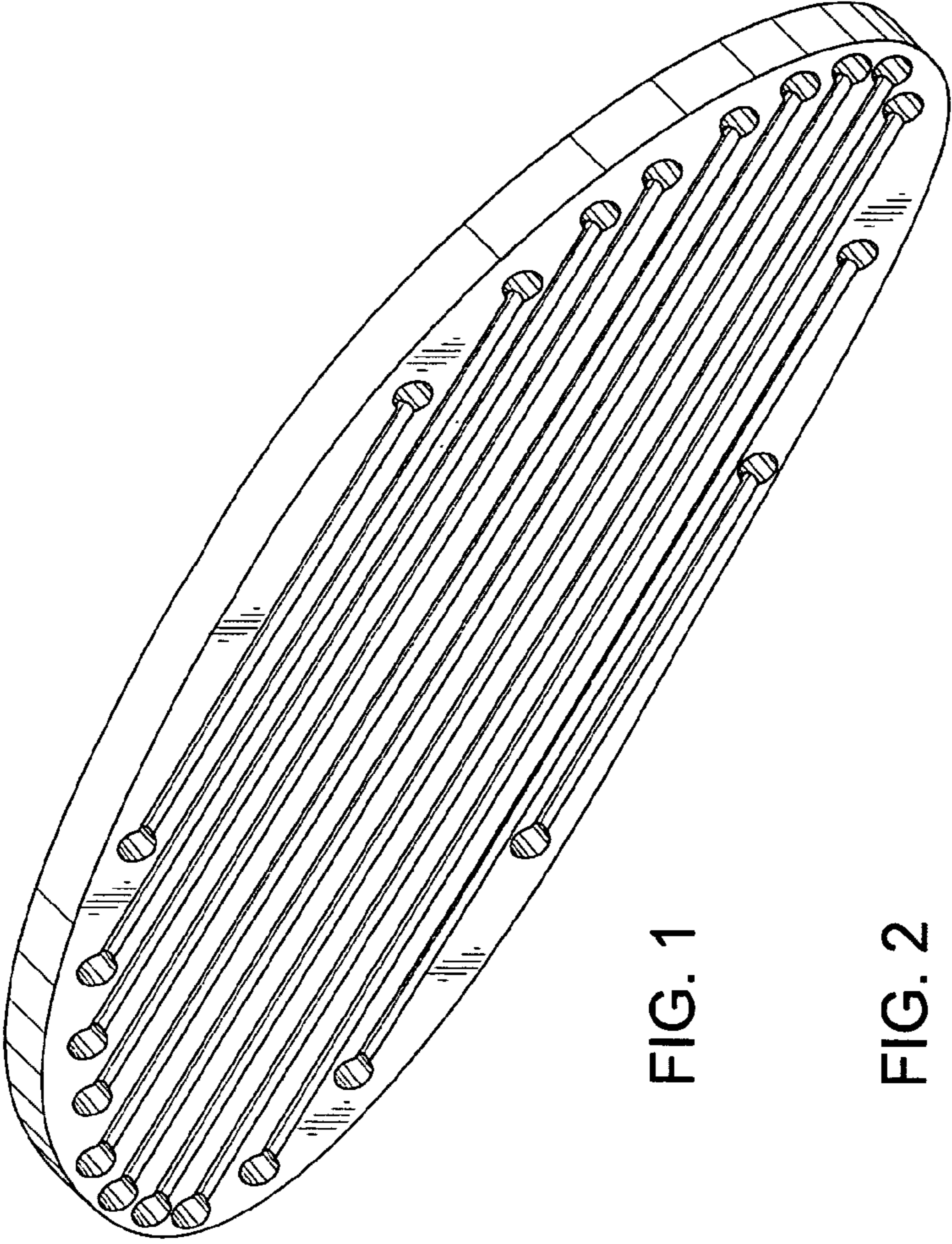


FIG. 1

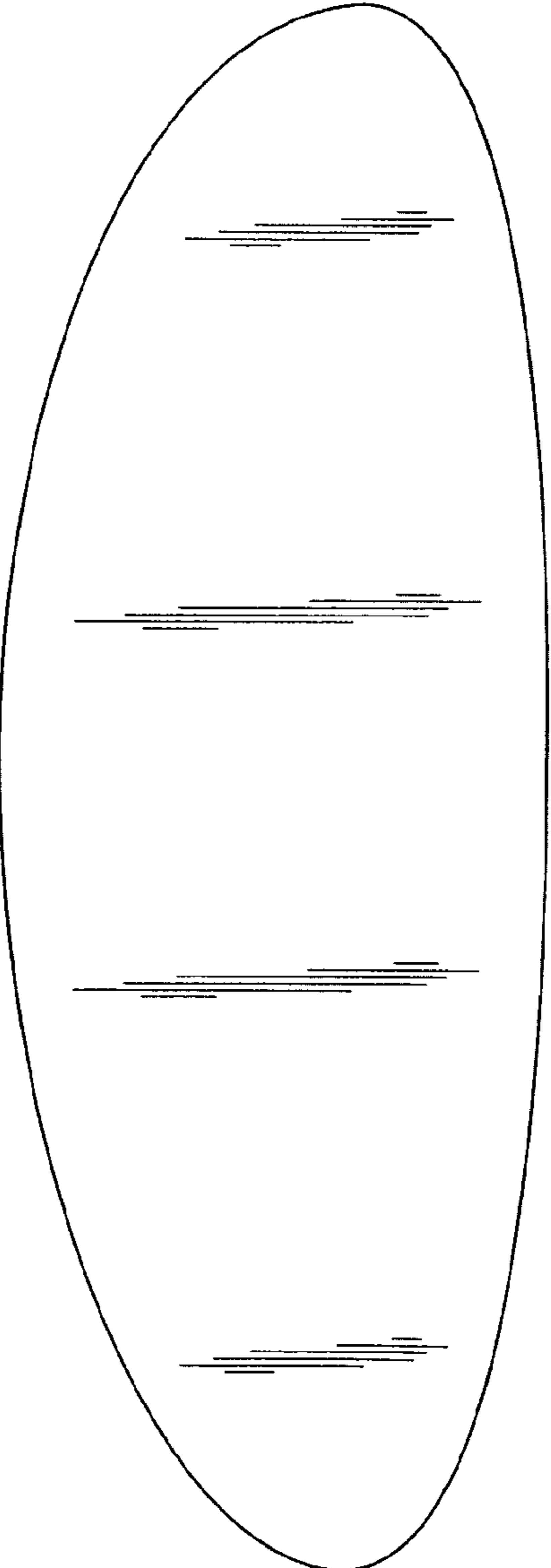


FIG. 2



FIG. 3

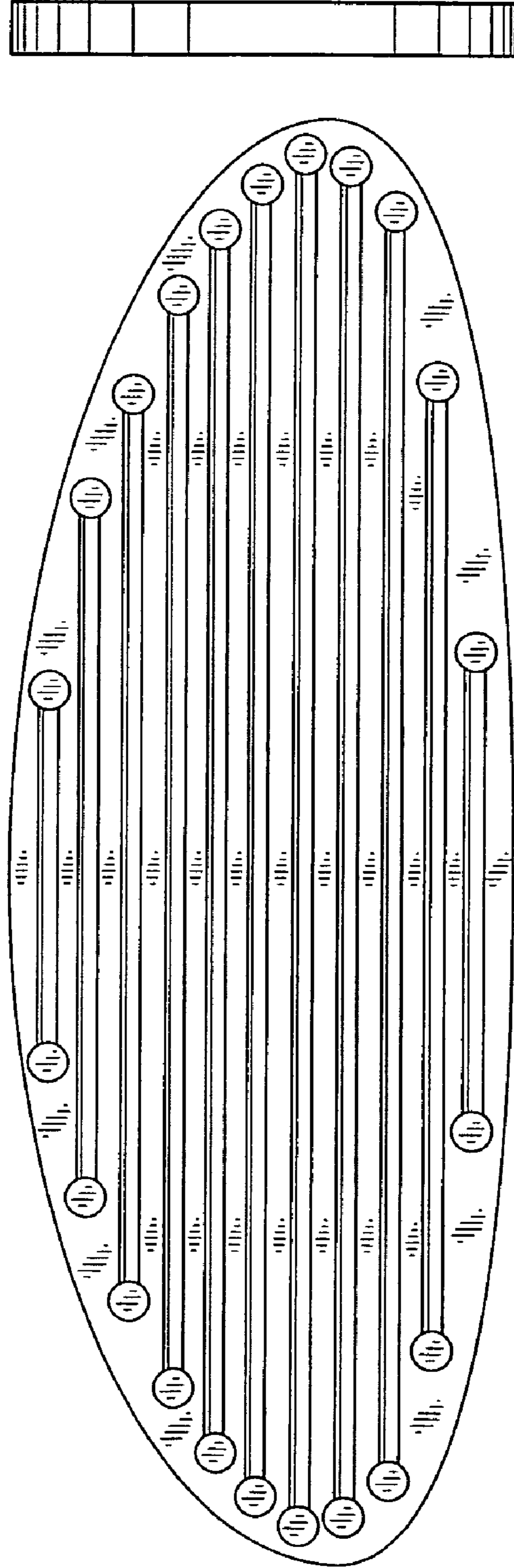


FIG. 4

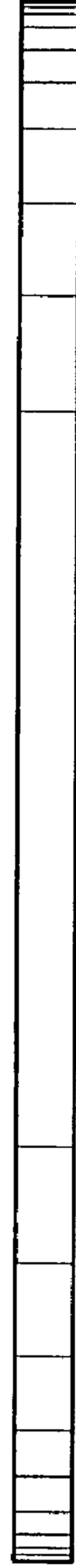


FIG. 5

FIG. 6