



US00D553685S

(12) **United States Design Patent** (10) **Patent No.:** **US D553,685 S**  
**Thorsteinsson et al.** (45) **Date of Patent:** **\*\* Oct. 23, 2007**

(54) **PACKAGING TAPE DISPENSER**

(75) Inventors: **Sigurdur Thorsteinsson**, Milan (IT);  
**Peter Newbould**, Milan (IT)

(73) Assignee: **3M Innovative Properties Company**,  
St. Paul, MN (US)

(\*\*) Term: **14 Years**

(21) Appl. No.: **29/226,904**

(22) Filed: **Apr. 4, 2005**

(51) **LOC (8) Cl.** ..... **19-02**

(52) **U.S. Cl.** ..... **D19/69**

(58) **Field of Classification Search** ..... D19/66-70;  
156/523, 527, 540, 577; 206/411; 225/6,  
225/25, 39; 242/588, 588.2, 588.3, 588.6  
See application file for complete search history.

(56) **References Cited**

**U.S. PATENT DOCUMENTS**

3,134,526	A	5/1964	Schleicher	
3,149,764	A	9/1964	Waltz	
3,968,915	A	7/1976	Schleicher	
D259,643	S *	6/1981	Pearson	D19/69
4,627,560	A	12/1986	Samuelson	
D361,086	S *	8/1995	Thompson et al.	D19/69
5,468,332	A	11/1995	Dretzka et al.	
5,707,482	A	1/1998	Fusselman	
5,759,342	A	6/1998	Luhman et al.	
5,921,450	A	7/1999	Robinson	
D423,054	S *	4/2000	Harris	D19/69
D442,227	S *	5/2001	Carlson et al.	D19/69
D463,825	S *	10/2002	Carlson et al.	D19/69
6,681,830	B1	1/2004	Vulpitta	
6,719,180	B2 *	4/2004	Shah	225/56
6,789,594	B1 *	9/2004	Yu Chen	156/523
D506,224	S *	6/2005	Farce	D19/69
D507,020	S *	7/2005	Mueller et al.	D19/69
6,923,358	B2 *	8/2005	Chandaria	225/56
7,021,356	B2	4/2006	Kelders et al.	
D529,093	S *	9/2006	Gullicks et al.	D19/69
D533,594	S *	12/2006	Gullicks et al.	D19/69
D533,905	S *	12/2006	Gullicks et al.	D19/69

D534,589	S *	1/2007	Gullicks et al.	D19/69
7,191,815	B2 *	3/2007	Van Tyle et al.	156/527
2002/0079346	A1 *	6/2002	Yu	225/57
2003/0183344	A1	10/2003	Lai	
2004/0154750	A1 *	8/2004	Chandaria	156/510
2005/0284581	A1 *	12/2005	Yu Chen	156/523
2006/0076384	A1	4/2006	Dickie	
2006/0201984	A1 *	9/2006	Namekawa et al.	225/6

**FOREIGN PATENT DOCUMENTS**

FR	2173453	10/1973
JP	2002348028	12/2002

\* cited by examiner

*Primary Examiner*—Elizabeth A. Albert

(74) *Attorney, Agent, or Firm*—Trisha D. Adamson

(57) **CLAIM**

The ornamental design for a packaging tape dispenser, as shown and described.

**DESCRIPTION**

FIG. 1 is an isometric view of a packaging tape dispenser according to the present invention;

FIG. 2 is a left side view of the packaging tape dispenser illustrated in FIG. 1;

FIG. 3 is a right side view of the packaging tape dispenser illustrated in FIG. 1;

FIG. 4 is a top view of the packaging tape dispenser illustrated in FIG. 1;

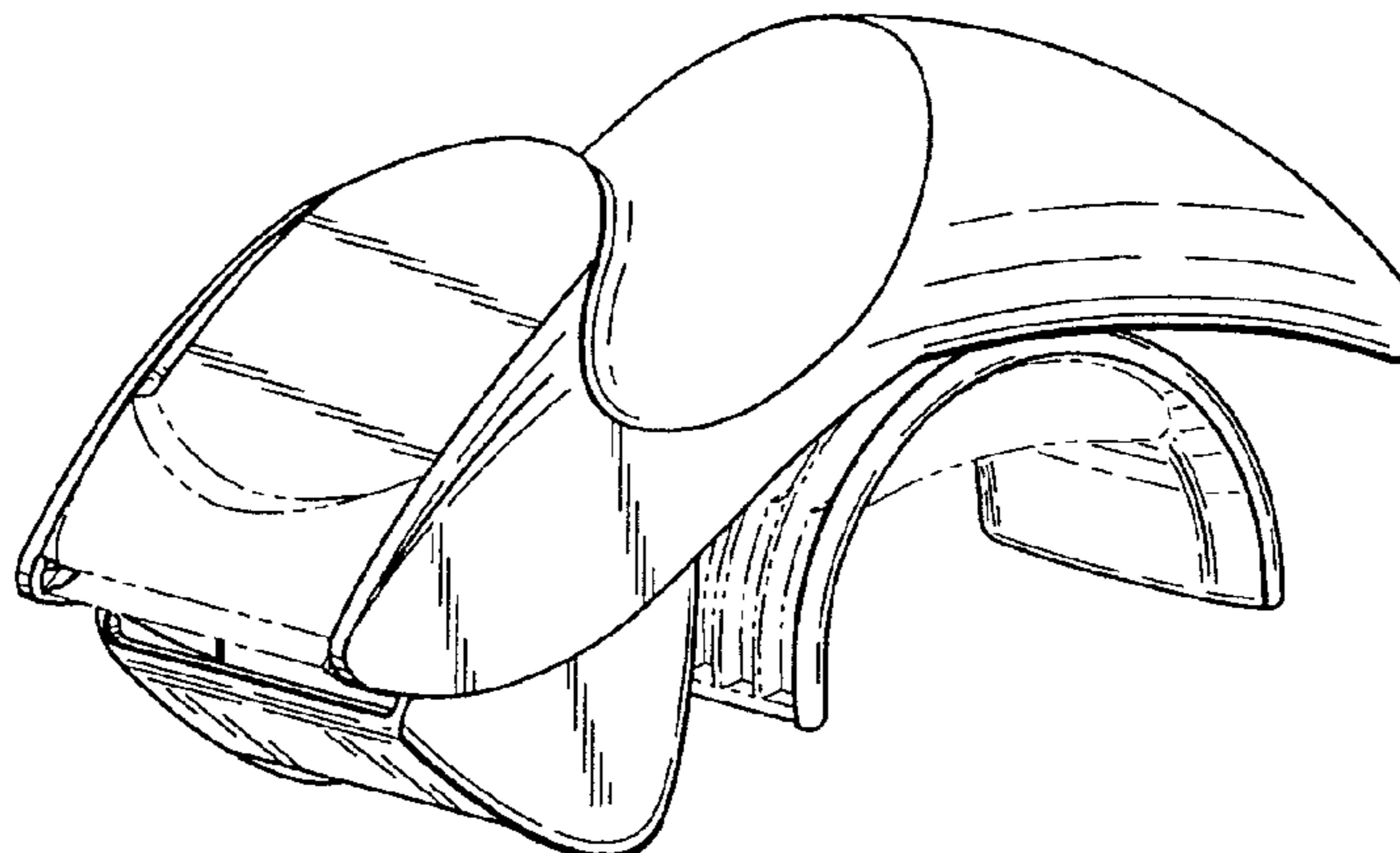
FIG. 5 is a bottom view of the packaging tape dispenser illustrated in FIG. 1;

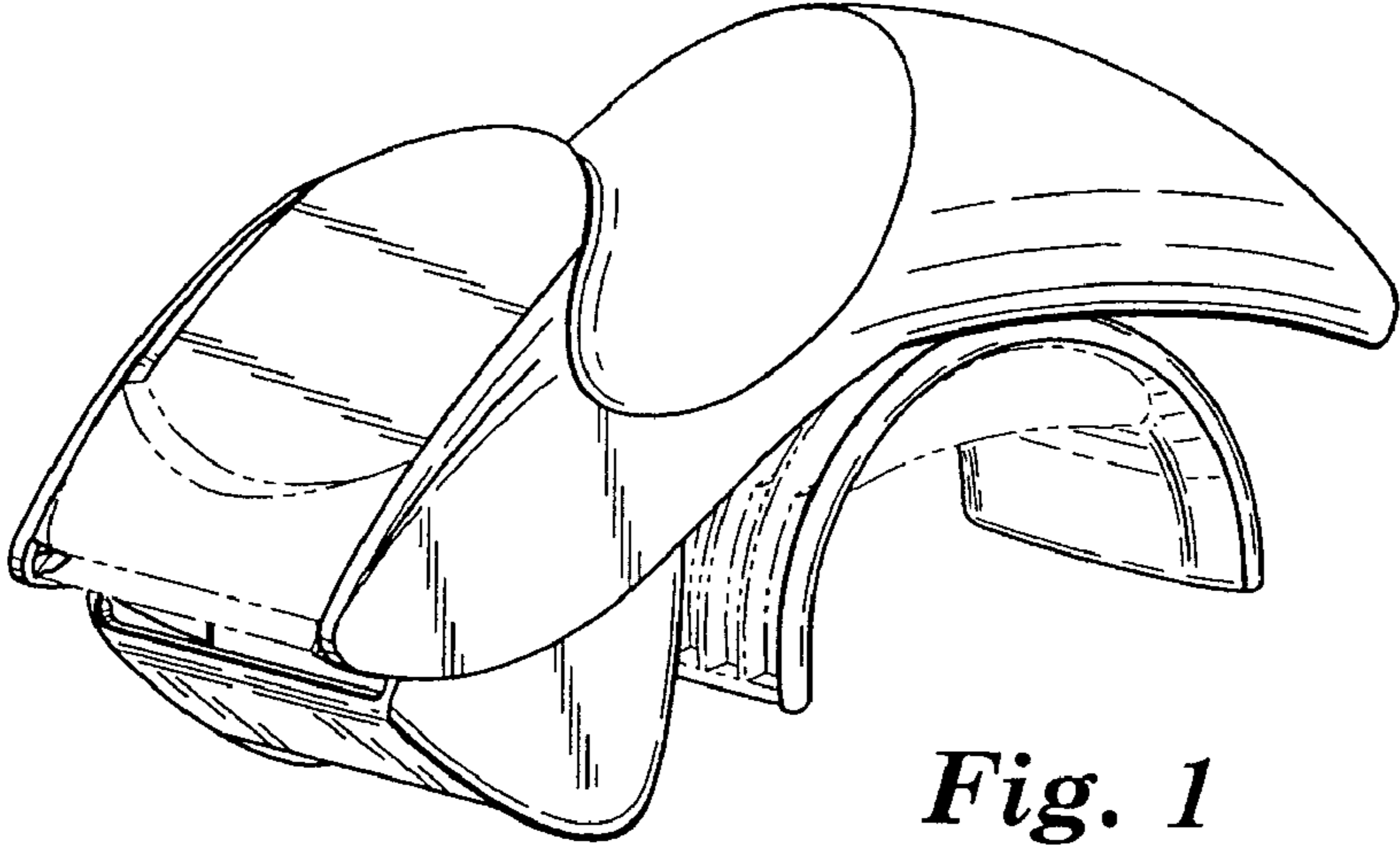
FIG. 6 is a rear view of the packaging tape dispenser illustrated in FIG. 1; and,

FIG. 7 is a front view of the packaging tape dispenser illustrated in FIG. 1.

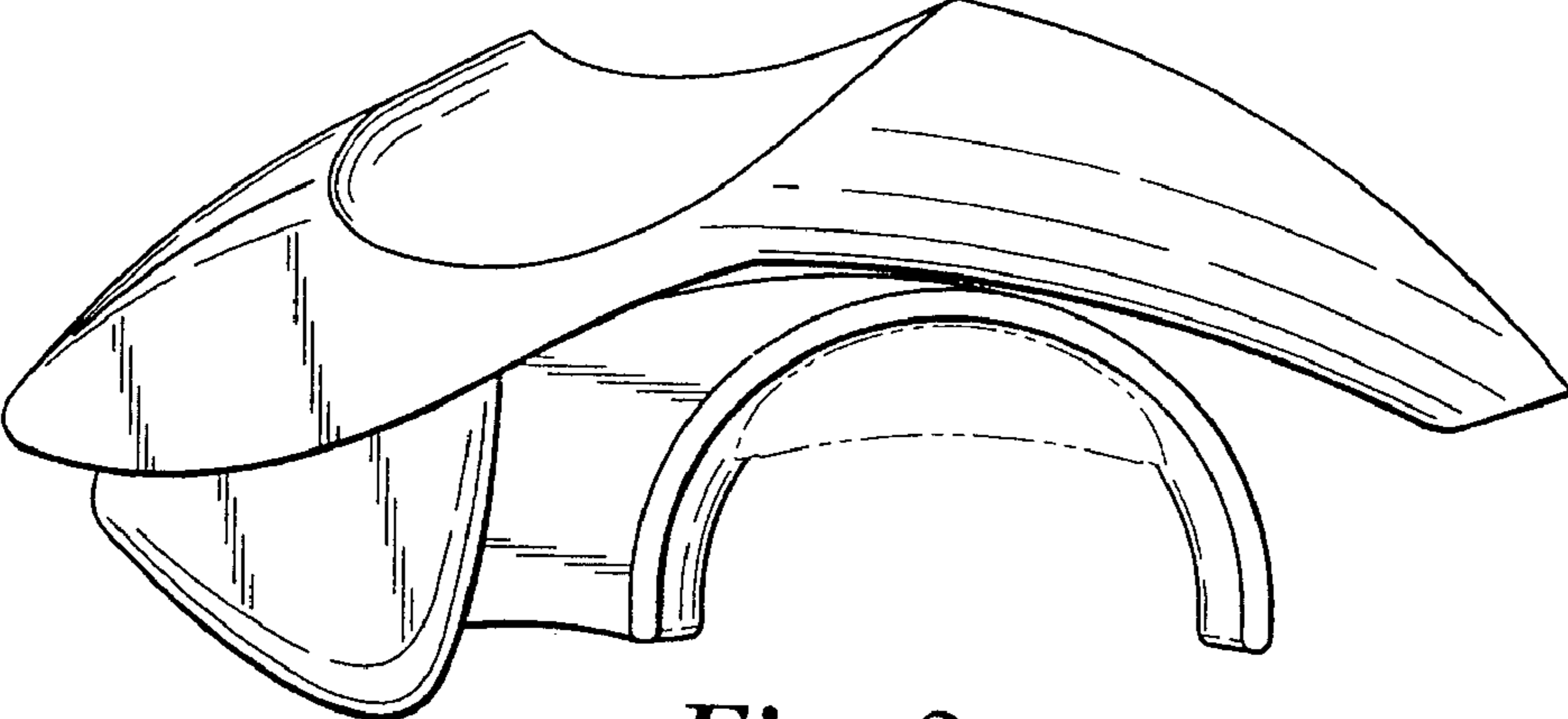
The structure depicted by means of broken lines in the figures has been shown for illustrative purposes only and forms no part of the claimed design.

**1 Claim, 2 Drawing Sheets**

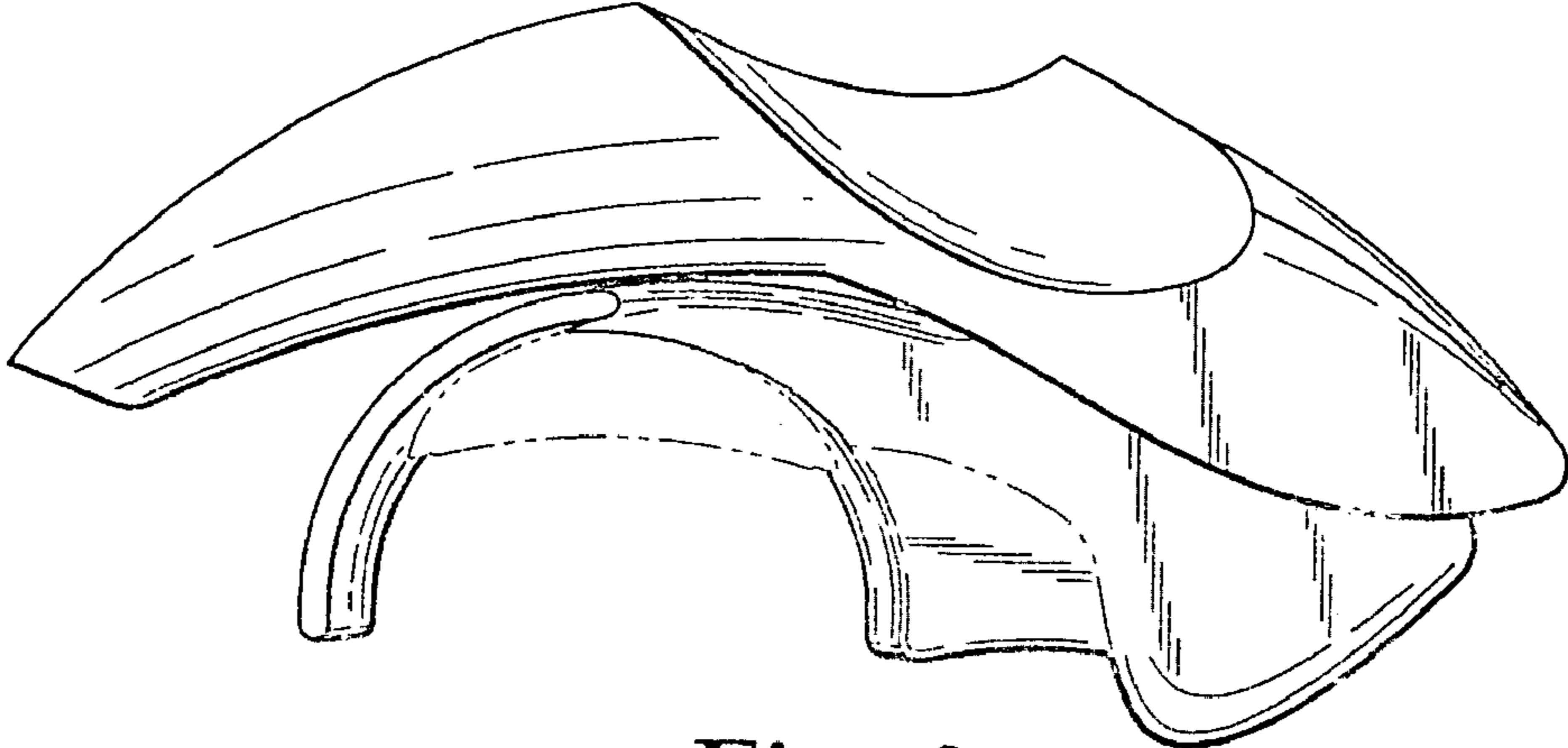




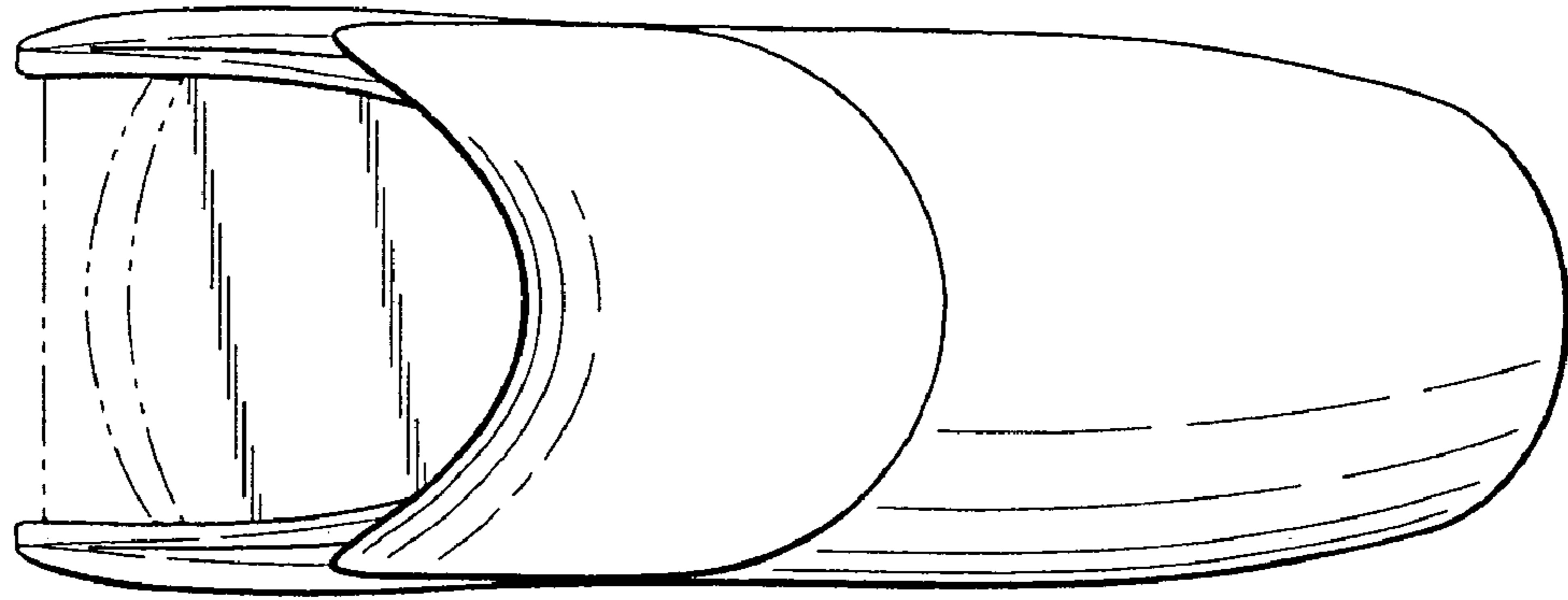
*Fig. 1*



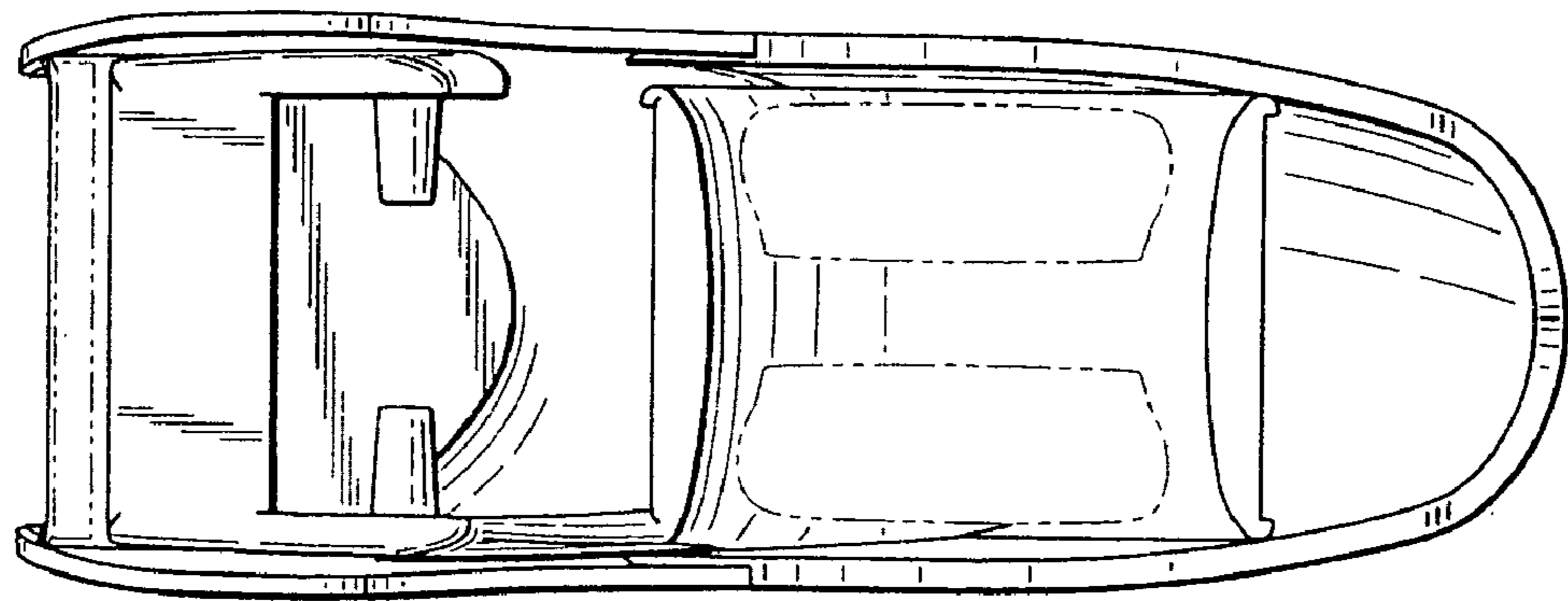
*Fig. 2*



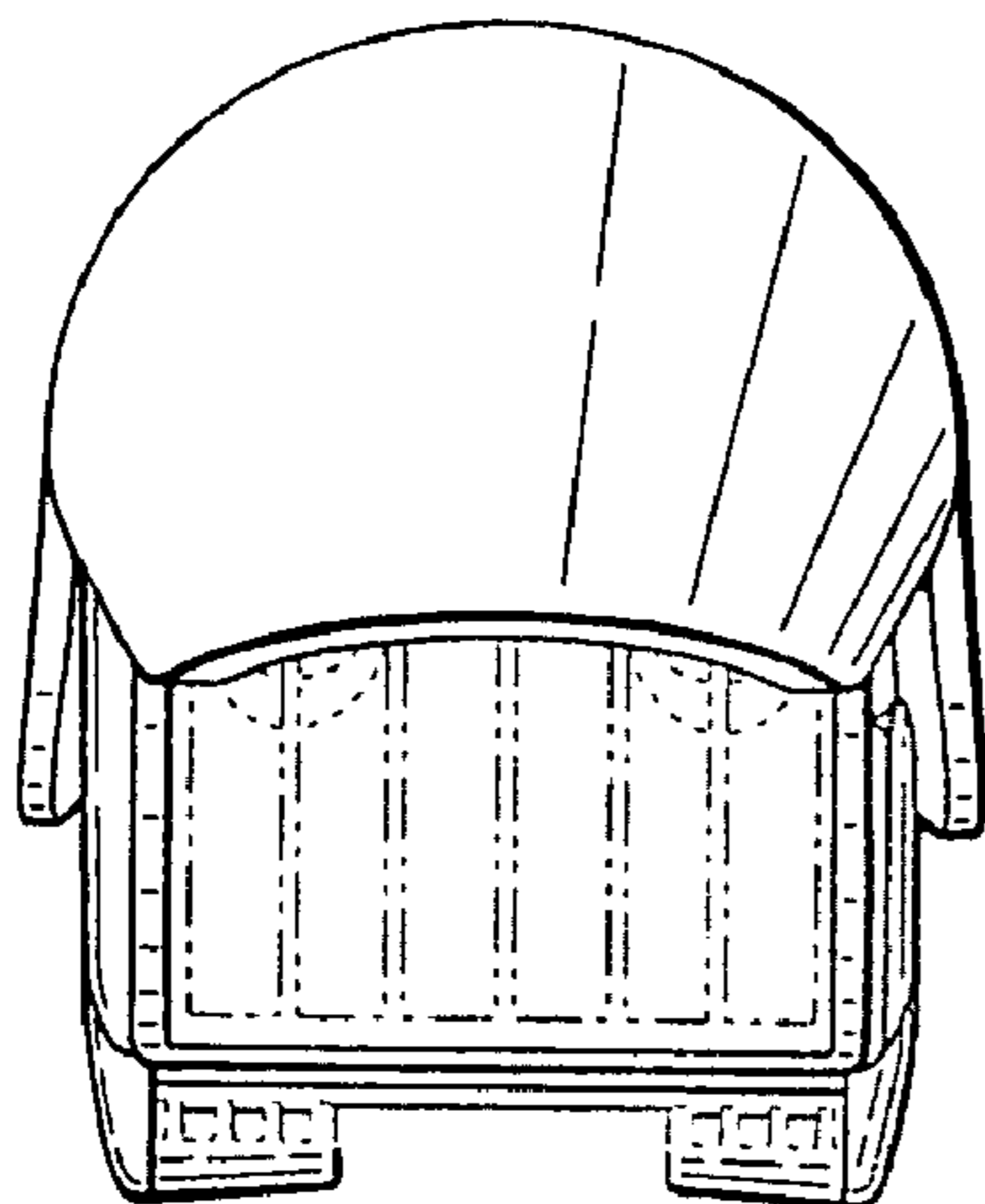
*Fig. 3*



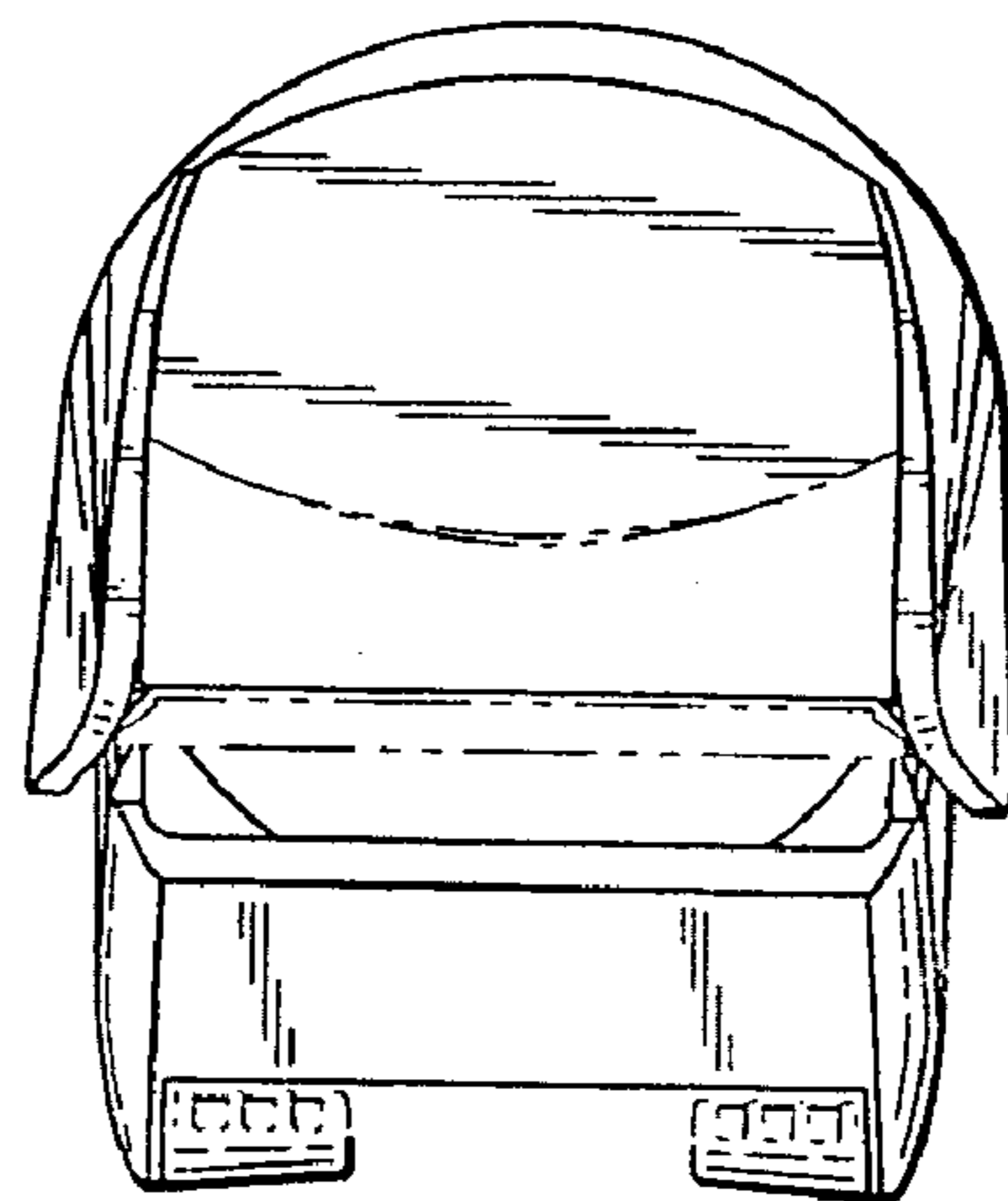
*Fig. 4*



*Fig. 5*



*Fig. 6*



*Fig. 7*