



US00D553683S

(12) **United States Design Patent** (10) **Patent No.:** **US D553,683 S**  
**Gerules et al.** (45) **Date of Patent:** **\*\* Oct. 23, 2007**

(54) **WRITING INSTRUMENT REFILL**

(75) Inventors: **Matthew Justin Gerules**, Chicago, IL (US); **Galina Treyer**, Northbrook, IL (US)

(73) Assignee: **Sanford, L.P.**, Oak Brook, IL (US)

(\*\*) Term: **14 Years**

(21) Appl. No.: **29/242,738**

(22) Filed: **Nov. 14, 2005**

(51) **LOC (8) Cl.** ..... **19-06**

(52) **U.S. Cl.** ..... **D19/54**

(58) **Field of Classification Search** ..... D19/35, D19/36, 41-51, 54-57; 24/11 R, 11 F, 11 P; 401/52, 99, 100, 104, 105, 106, 107, 108, 401/109, 192, 195, 196

See application file for complete search history.

(56) **References Cited**

**U.S. PATENT DOCUMENTS**

673,469	A *	5/1901	Dickinson	.....	401/82
2,108,441	A *	2/1938	Maucher	.....	401/71
D283,140	S *	3/1986	Petrillo	.....	D19/49
D328,311	S *	7/1992	Nitta	.....	D19/49
D329,823	S *	9/1992	Francisco	.....	D10/104
D359,307	S *	6/1995	Anavil et al.	.....	D19/50
2006/0045606	A1 *	3/2006	Goldberg	.....	401/131

**OTHER PUBLICATIONS**

Photograph of Mont Blanc document marker refill which was publicly available before Nov. 14, 2005.

Photograph of Mont Blanc document marker refill, which was publicly available before Nov. 14, 2005, with cap removed.

Photograph of Mont Blanc Fineline refill which was publicly available before Nov. 14, 2005.

Photograph of Mont Blanc Fineline refill, which was publicly available before Nov. 14, 2005, with cap removed.

Photograph of Parker brand roller ball pen refill which was publicly available before Nov. 14, 2005.

Photograph of Sharpie brand Fine Point marker which was publicly available before Nov. 14, 2005.

\* cited by examiner

*Primary Examiner*—Elizabeth A. Albert

(74) *Attorney, Agent, or Firm*—Marshall, Gerstein & Borun LLP

(57) **CLAIM**

The ornamental design for a writing instrument refill, as shown and described.

**DESCRIPTION**

FIG. 1 is a perspective view showing our new design for a writing instrument refill;

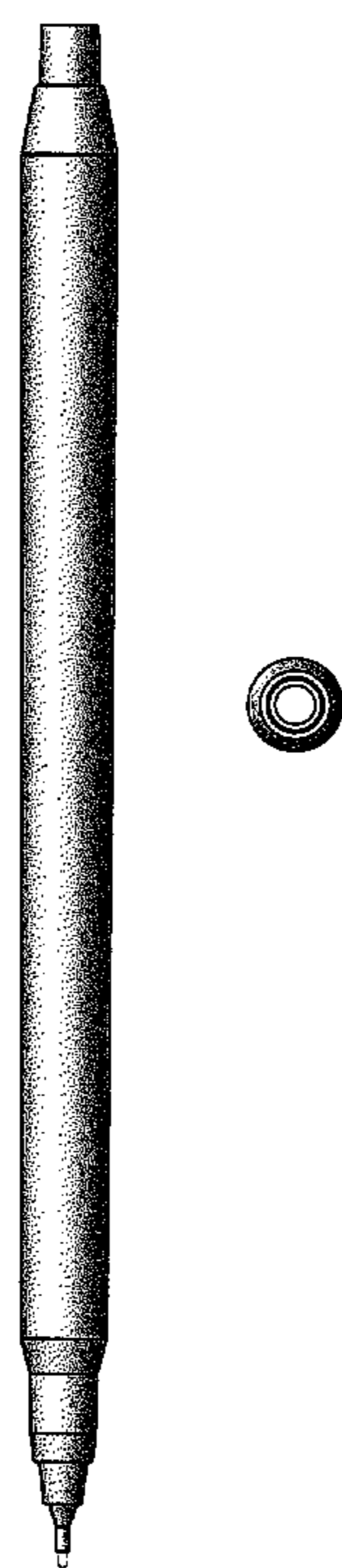
FIG. 2 is an elevational view of the writing instrument refill of FIG. 1;

FIG. 3 is a top plan view of the writing instrument refill of FIG. 1; and,

FIG. 4 is a bottom plan of the writing instrument refill of FIG. 1.

The dashed lines are of illustrative purposes only and form no part of the claimed design.

**1 Claim, 1 Drawing Sheet**






FIG. 1




FIG. 2



FIG. 3



FIG. 4