



US00D553678S

(12) **United States Design Patent**  
**Cram**

(10) **Patent No.:** **US D553,678 S**

(45) **Date of Patent:** **\*\* Oct. 23, 2007**

(54) **WRITING PEN**

(76) **Inventor:** **Michael S. Cram**, 26285 Twelve Trees  
La., P.O. Box 2110, Poulsbo, WA (US)  
98370

(\*\*) **Term:** **14 Years**

(21) **Appl. No.:** **29/256,356**

(22) **Filed:** **Mar. 17, 2006**

(51) **LOC (8) Cl.** ..... **19-06**

(52) **U.S. Cl.** ..... **D19/46**

(58) **Field of Classification Search** ..... D19/35,  
D19/36, 41-51; 24/11 R, 11 F, 11 P; 401/52,  
401/99, 100, 104, 105, 106, 107, 108, 109,  
401/192, 195, 196

See application file for complete search history.

(56) **References Cited**

**U.S. PATENT DOCUMENTS**

|               |         |           |       |           |
|---------------|---------|-----------|-------|-----------|
| D80,362 S *   | 1/1930  | Cuthbert  | ..... | D19/51    |
| 4,384,799 A * | 5/1983  | Shklovsky | ..... | 401/195   |
| 4,541,630 A * | 9/1985  | Dirks     | ..... | 273/144 B |
| 5,251,112 A   | 10/1993 | Chen      |       |           |
| 5,313,557 A   | 5/1994  | Osterhout |       |           |
| D409,241 S    | 5/1999  | Melnick   |       |           |

|                |         |                |       |        |
|----------------|---------|----------------|-------|--------|
| D409,656 S     | 5/1999  | Melnick        |       |        |
| D410,029 S     | 5/1999  | Melnick        |       |        |
| 5,967,686 A    | 10/1999 | Melnick        |       |        |
| D445,454 S *   | 7/2001  | Martens et al. | ..... | D19/51 |
| 6,261,018 B1   | 7/2001  | Chen           |       |        |
| D448,804 S *   | 10/2001 | Izushima       | ..... | D19/51 |
| 6,604,880 B1   | 8/2003  | Huang et al.   |       |        |
| 6,729,785 B2 * | 5/2004  | Wijerama       | ..... | 401/17 |
| D539,343 S *   | 3/2007  | Qiu            | ..... | D19/36 |

\* cited by examiner

*Primary Examiner*—Elizabeth A. Albert

(74) *Attorney, Agent, or Firm*—Polly L. Oliver

(57) **CLAIM**

I claim the ornamental design for a writing pen, as shown and described.

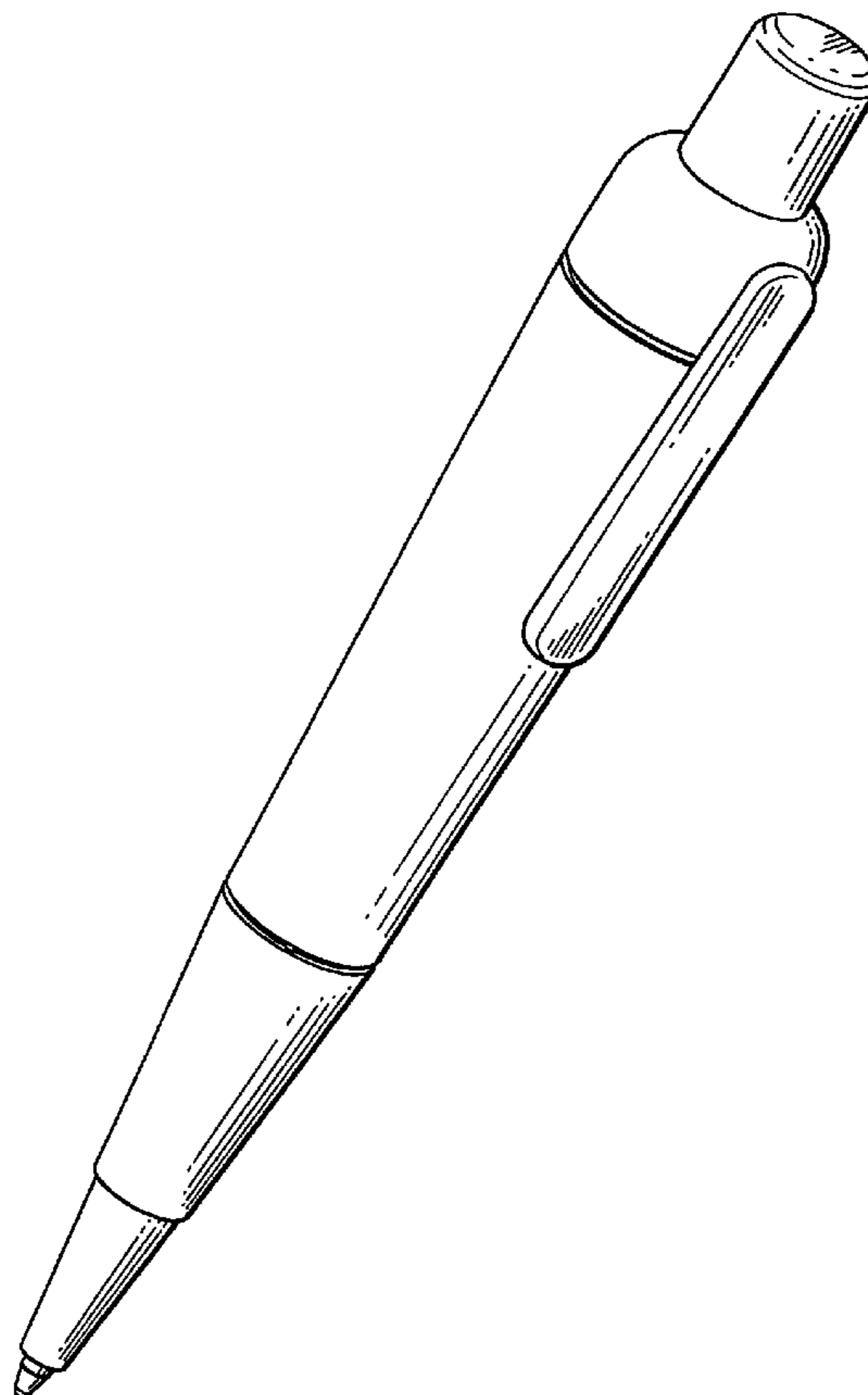
**DESCRIPTION**

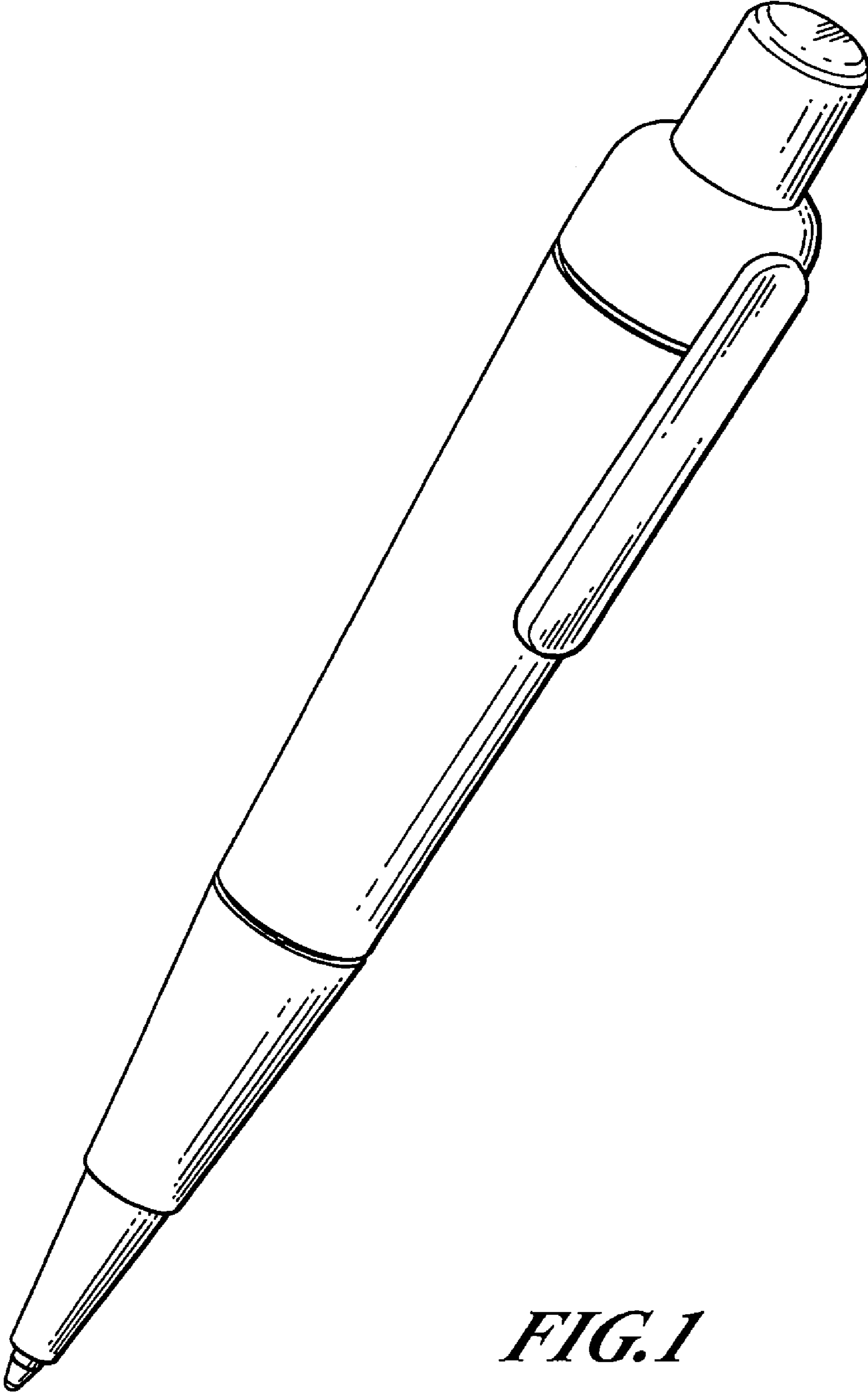
FIG. 1 is a perspective view of the writing pen showing my new design;

FIG. 2 is a front view thereof; and,

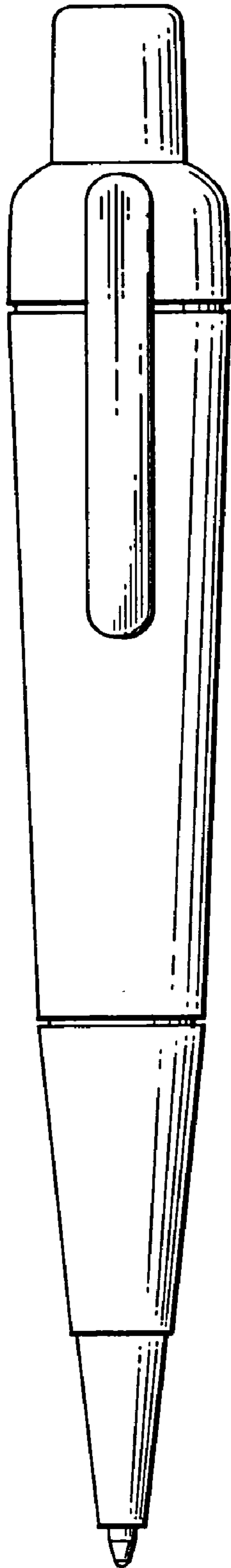
FIG. 3 is a left side view thereof; the right side view is understood to be a mirror image of the left side and is therefore not shown.

**1 Claim, 2 Drawing Sheets**

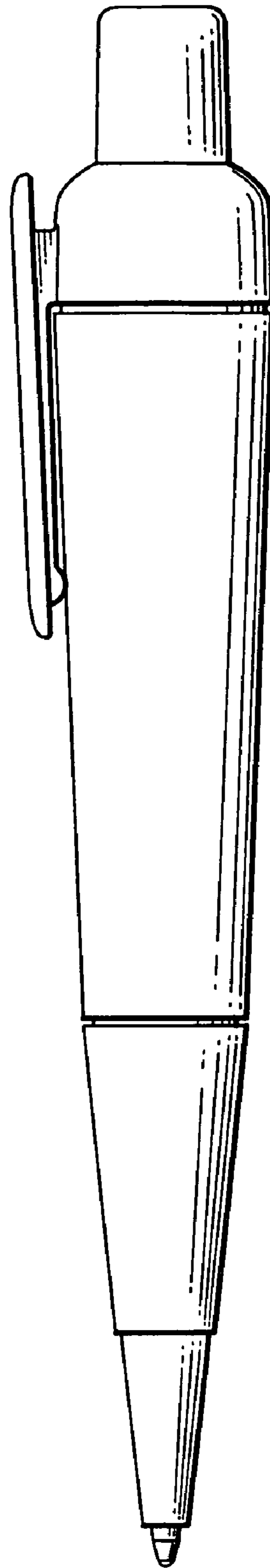




***FIG. 1***



*FIG. 2*



*FIG. 3*