



US00D553677S

(12) **United States Design Patent**  
**Snyder**

(10) **Patent No.:** **US D553,677 S**

(45) **Date of Patent:** **\*\* Oct. 23, 2007**

(54) **CHALK STAMPER**

(75) Inventor: **Paul Snyder**, Allentown, PA (US)

(73) Assignee: **Binney & Smith Inc.**, Easton, PA (US)

(\*\*) Term: **14 Years**

(21) Appl. No.: **29/253,962**

(22) Filed: **Feb. 15, 2006**

(51) **LOC (8) Cl.** ..... **19-06**

(52) **U.S. Cl.** ..... **D19/35**

(58) **Field of Classification Search** ..... D4/129,  
D4/137; D18/15; D19/35, 36; D28/8, 63;  
D32/40, 52; 15/227, 229.13, 229.14, 244.1,  
15/244.4; 101/33; 132/293, 333; 401/130,  
401/205, 261

See application file for complete search history.

(56) **References Cited**

**U.S. PATENT DOCUMENTS**

744,455	A *	11/1903	Alwart	.....	401/8
1,587,009	A *	6/1926	Bobbe	.....	132/293
1,823,797	A *	9/1931	Finkel	.....	15/244.4
1,994,425	A *	3/1935	Weller	.....	15/104.94
2,040,599	A *	5/1936	Davies	.....	451/523
2,169,258	A *	8/1939	Laitman	.....	15/229.14
2,394,419	A *	2/1946	Zimmerman	.....	156/229
2,763,021	A *	9/1956	Flevy-Hawes et al.	...	15/229.14
3,055,035	A *	9/1962	Susselman	.....	15/229.14
3,460,182	A *	8/1969	Grande, Jr.	.....	15/227
5,003,659	A *	4/1991	Paepke	.....	15/229.13

D332,841	S *	1/1993	Levison	.....	D28/63
D379,368	S *	5/1997	Harden	.....	D18/15
D392,432	S *	3/1998	Henrie	.....	D32/40
6,009,885	A *	1/2000	Nam	.....	132/293
D442,638	S *	5/2001	Roush	.....	D19/84
D521,739	S *	5/2006	Huller	.....	D4/127
7,198,050	B2 *	4/2007	Gopou et al.	.....	132/210
2006/0053575	A1 *	3/2006	Ragland	.....	15/227

\* cited by examiner

*Primary Examiner*—Elizabeth A. Albert

(74) *Attorney, Agent, or Firm*—Shook, Hardy & Bacon, L.L.P.

(57) **CLAIM**

The ornamental design for a chalk stamper, as shown and described.

**DESCRIPTION**

FIG. 1 is a perspective view of a chalk stamper showing my new design;

FIG. 2 is a top plan view thereof;

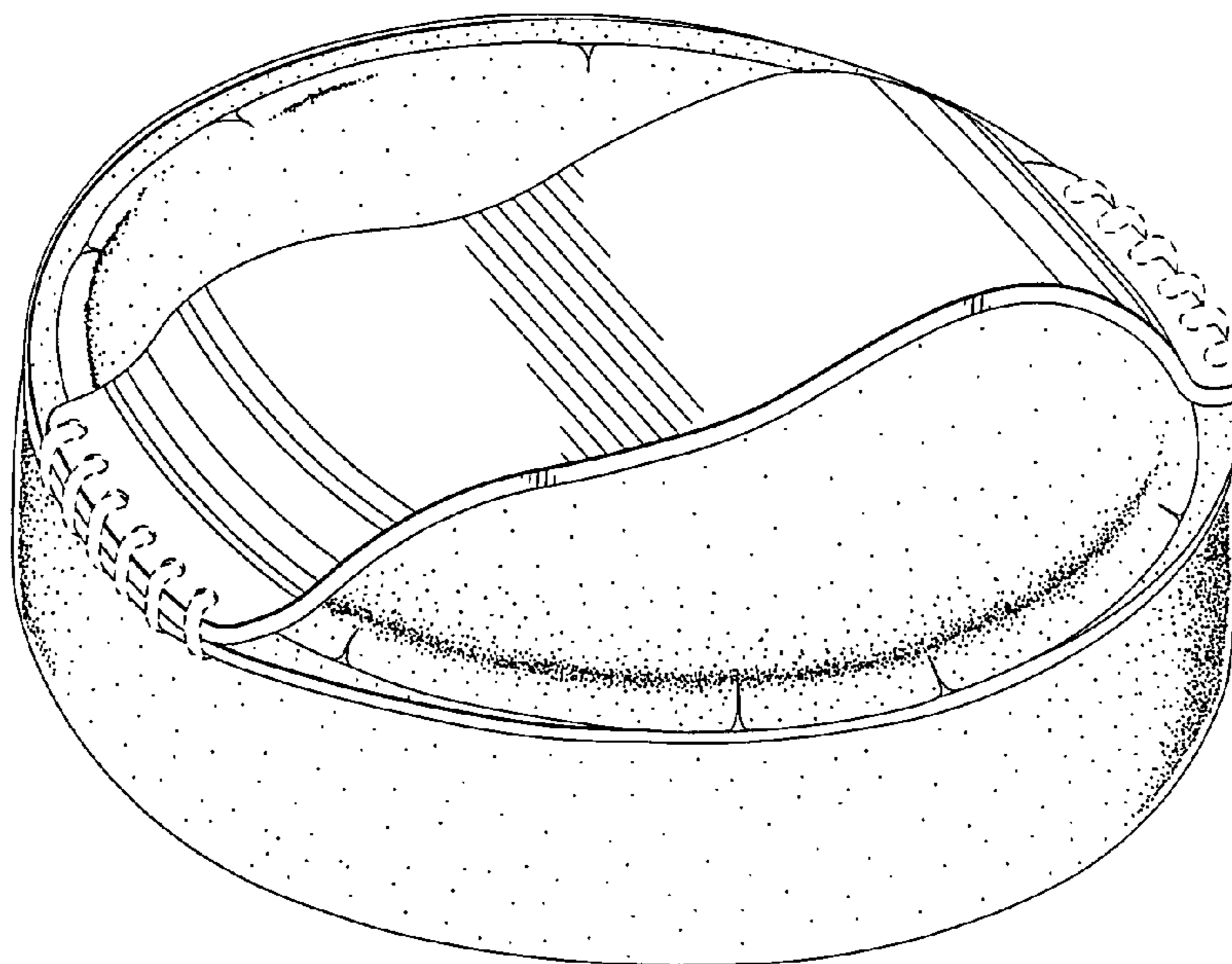
FIG. 3 is a front elevational view thereof;

FIG. 4 is a side elevational view thereof; and,

FIG. 5 is a bottom plan view thereof.

The broken line showing of bindings is included for the purpose of illustrating environment and forms no part of the claimed design.

**1 Claim, 2 Drawing Sheets**



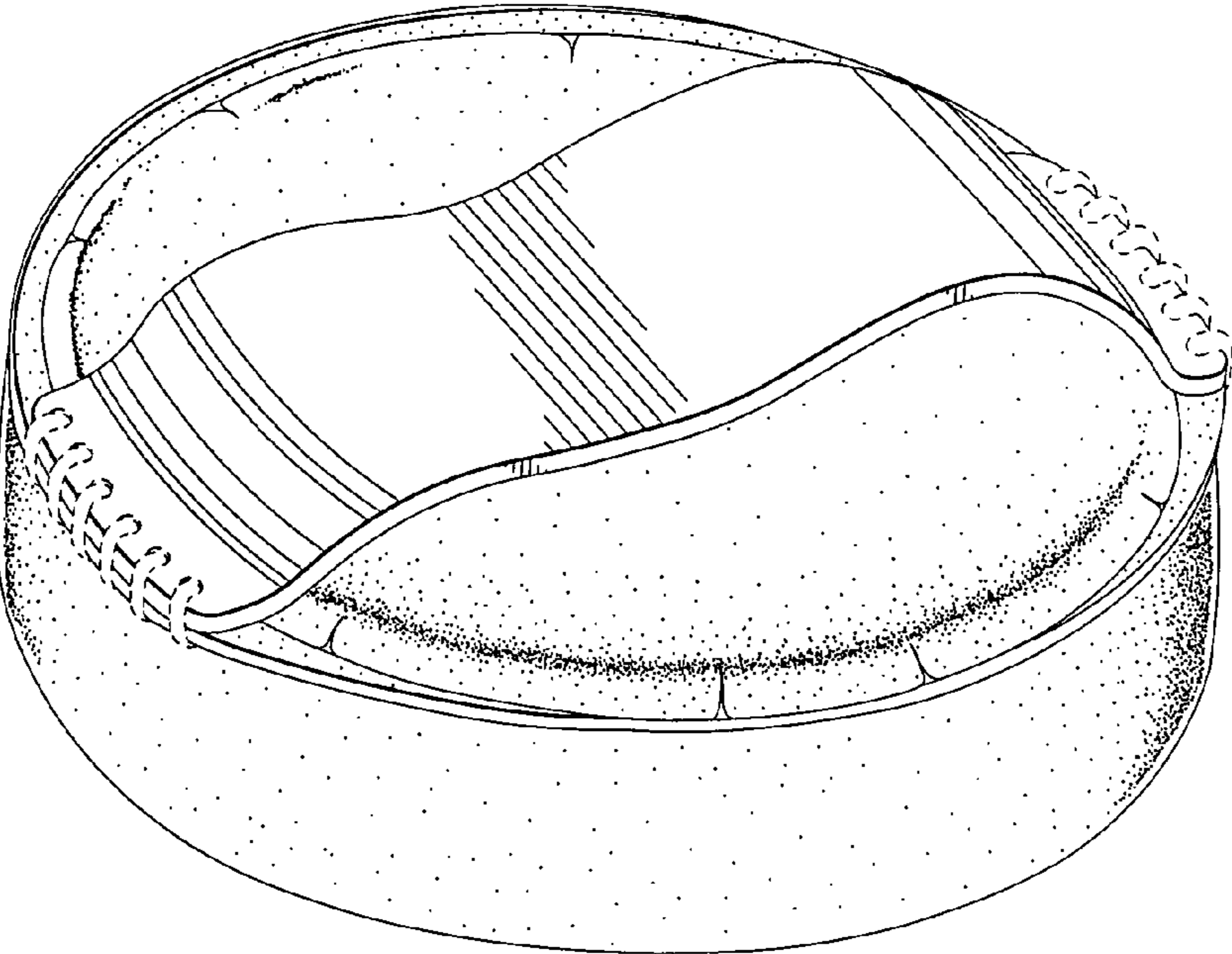


FIG. 1.

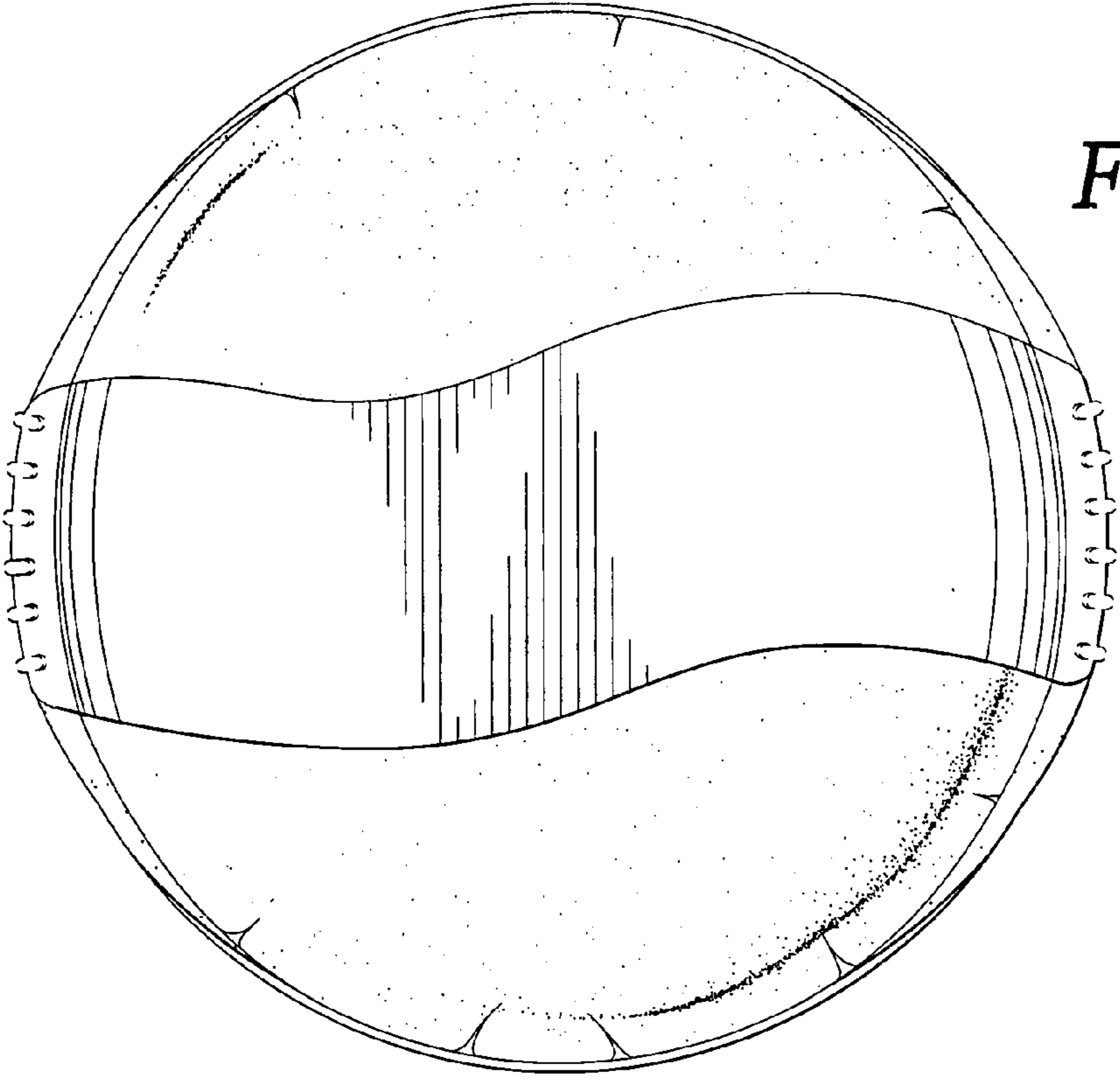
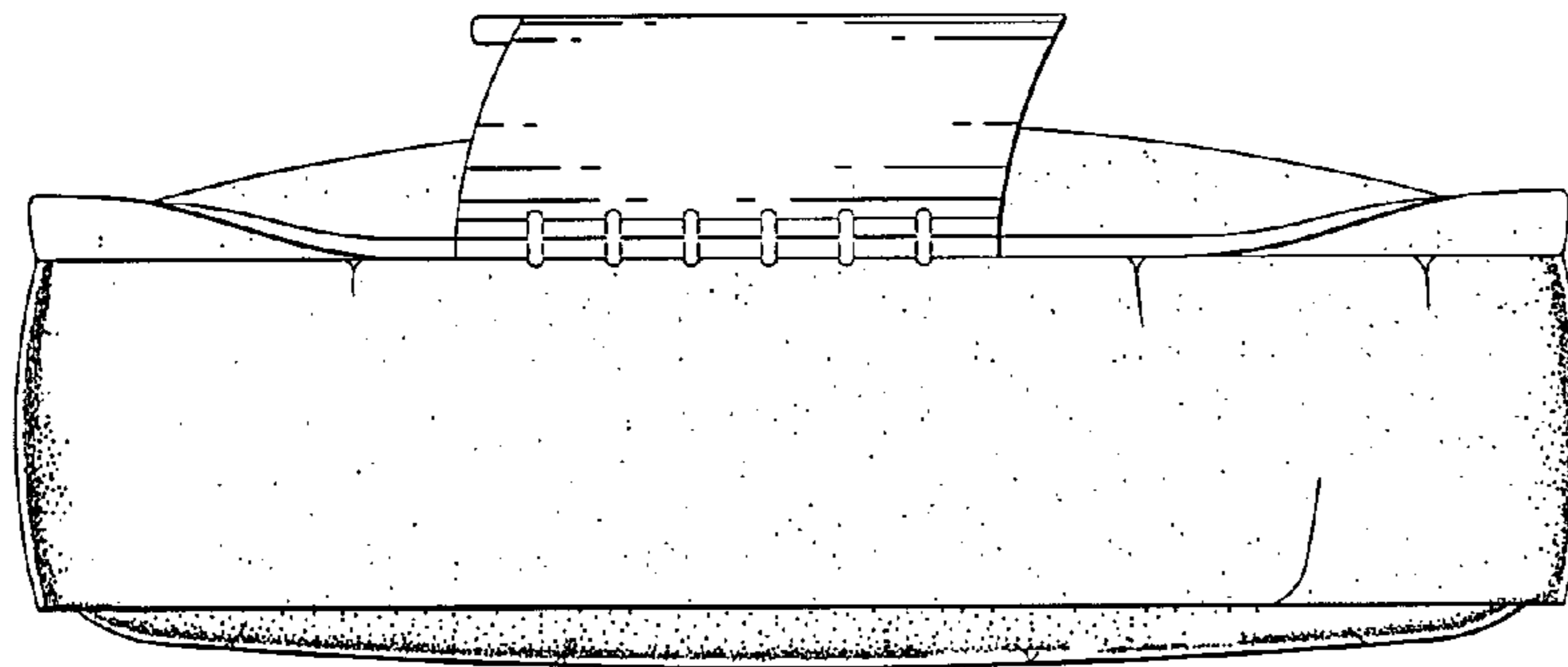
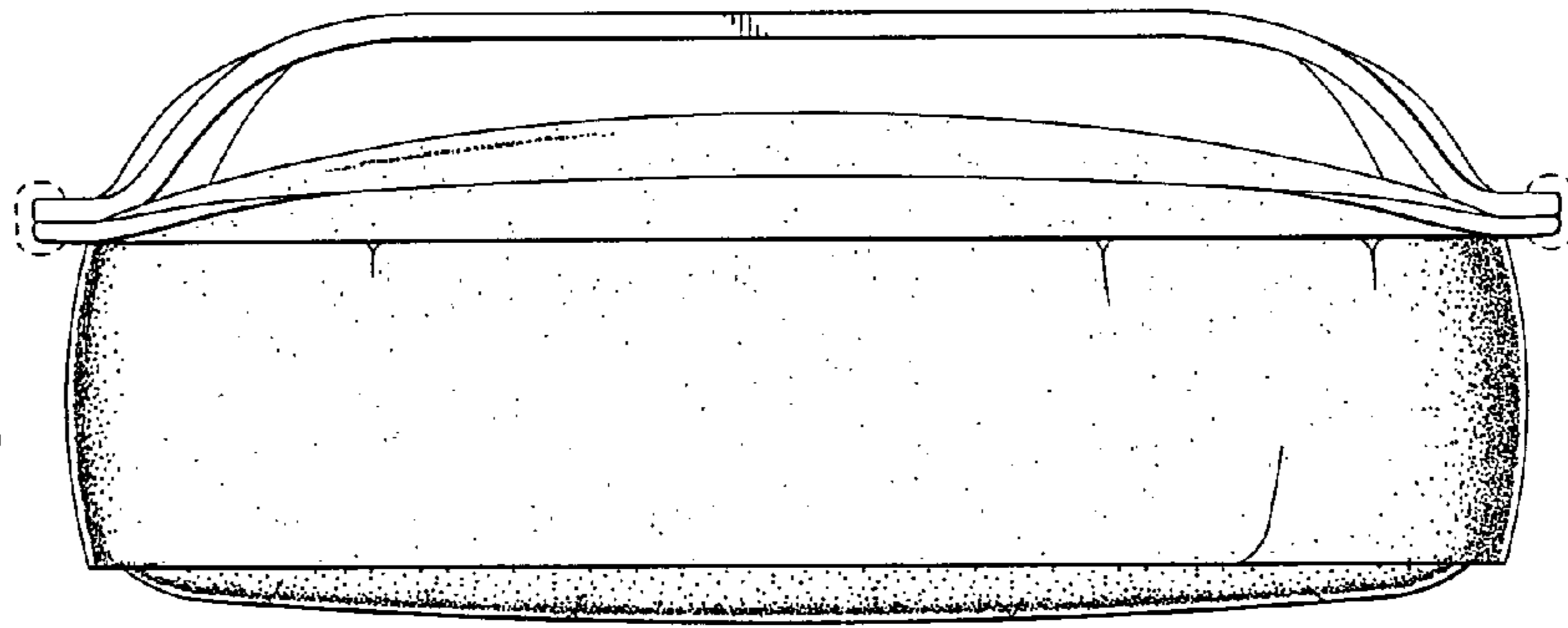


FIG. 2.

*FIG. 3.*



*FIG. 4.*

*FIG. 5.*

