



US00D553670S

(12) **United States Design Patent**  
**Kloeckner et al.**

(10) **Patent No.:** **US D553,670 S**

(45) **Date of Patent:** **\*\* Oct. 23, 2007**

(54) **CALCULATOR**

(75) Inventors: **Bernd W. Kloeckner**, Berlin (DE);  
**Dirk K. Runzheimer**, Koblenz (DE)

(73) Assignee: **FAF GmbH & Co. KG** (DE)

(\*\*) Term: **14 Years**

(21) Appl. No.: **29/277,575**

(22) Filed: **Mar. 1, 2007**

**Related U.S. Application Data**

(62) Division of application No. 29/248,617, filed on Aug. 24, 2006.

**Foreign Application Priority Data**

Mar. 3, 2006 (EM) ..... 000489174

(51) **LOC (8) Cl.** ..... **18-01**

(52) **U.S. Cl.** ..... **D18/7**

(58) **Field of Classification Search** ..... D10/2,  
D10/31, 104; D14/138, 191, 193, 197, 198,  
D14/218, 341-347, 383-388, 391-396, 399;  
D18/1, 2, 6, 7, 11, 12; D21/512; 235/58 R,  
235/59 A, 59 BC-59 BG, 59 CP, 59 R, 59 TP,  
235/60.22, 61 R; 708/100, 105, 130  
See application file for complete search history.

(56) **References Cited**

**U.S. PATENT DOCUMENTS**

D307,032 S \* 4/1990 Sawada et al. .... D18/7

D309,623 S \* 7/1990 Sawada et al. .... D18/7  
D317,458 S \* 6/1991 Sawada et al. .... D18/7  
D368,111 S \* 3/1996 Komatsu et al. .... D18/7  
D377,190 S \* 1/1997 Matsuda ..... D18/7  
D383,773 S \* 9/1997 Tamaki et al. .... D18/7  
D408,440 S \* 4/1999 Matsuda et al. .... D18/7  
D438,238 S \* 2/2001 Chu et al. .... D18/7  
D475,736 S \* 6/2003 Hsu ..... D18/7  
D501,499 S \* 2/2005 Matsuda ..... D18/7  
D533,894 S \* 12/2006 Chan ..... D18/7

\* cited by examiner

*Primary Examiner*—Robert M. Spear

*Assistant Examiner*—Garth Rademaker

(74) *Attorney, Agent, or Firm*—Michael L. Leetzow, P.A.

(57) **CLAIM**

The ornamental design for a calculator, as shown and described.

**DESCRIPTION**

FIG. 1 is a top plan view thereof;

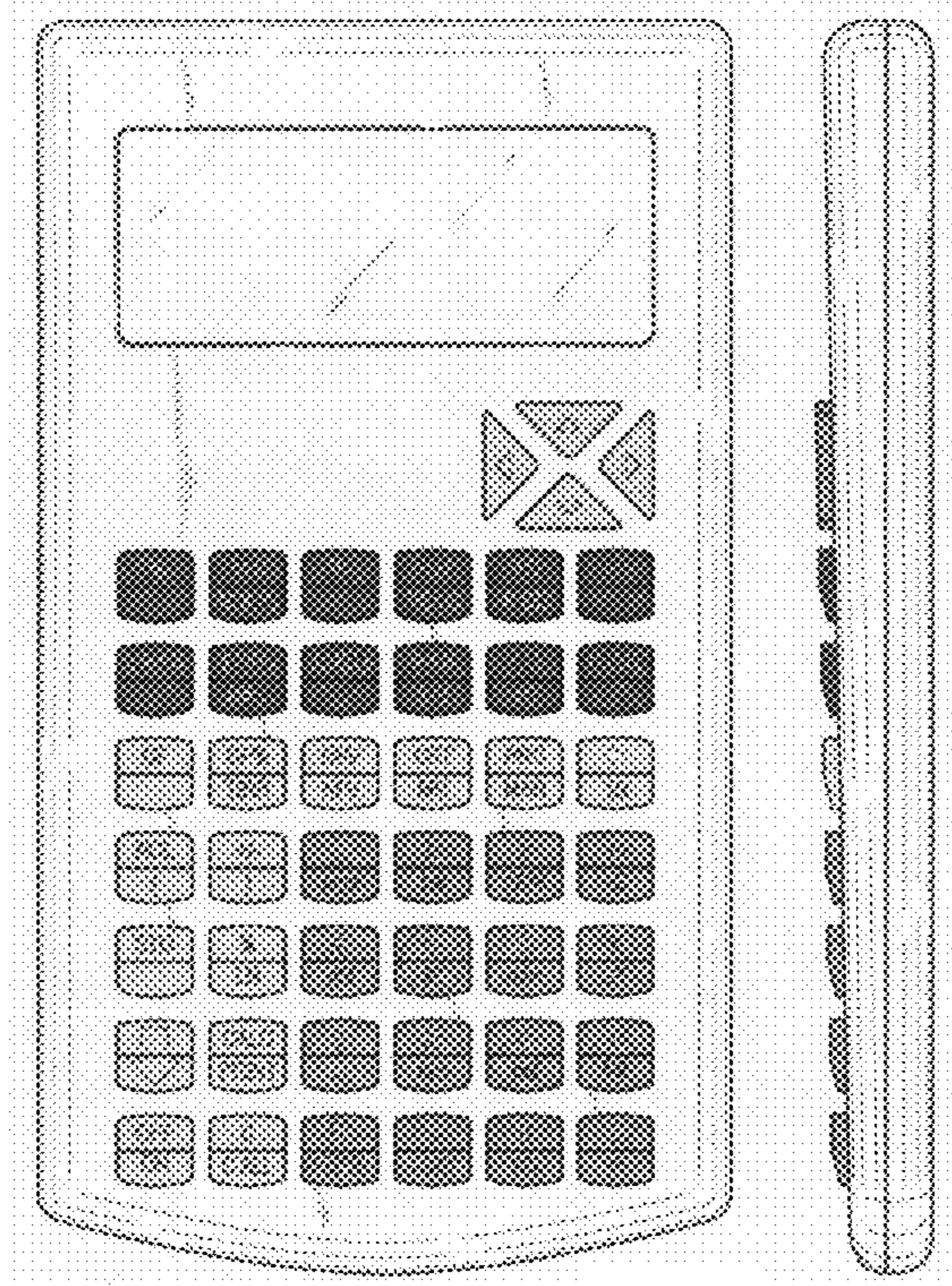
FIG. 2 is a right side elevation view thereof;

FIG. 3 is a rear elevation view thereof; and,

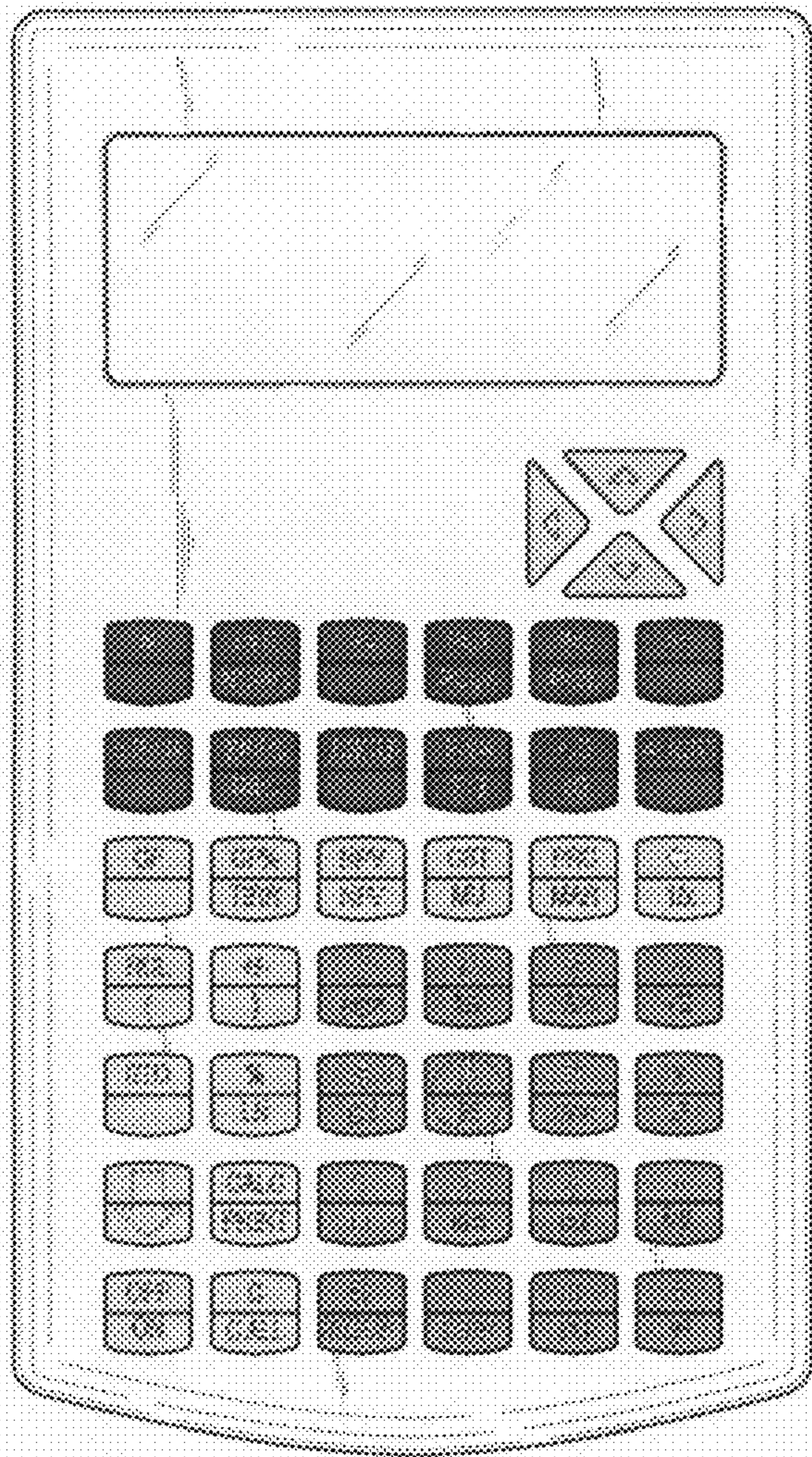
FIG. 4 is a front elevation view thereof.

The broken line illustrations on the keys in the drawing figures are for illustrative purposes only and form no part of the claimed design. The contrast in shading techniques in FIGS. 1-4 represents a color contrast in appearance of these elements and does not represent any specific color, material, or texture.

**1 Claim, 1 Drawing Sheet**



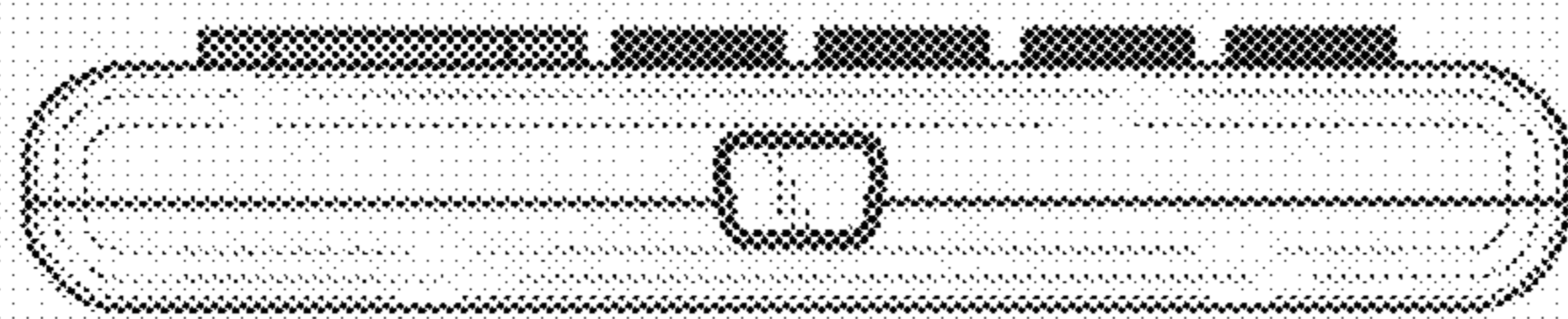




*Fig. 1*



*Fig. 2*



*Fig. 3*



*Fig. 4*