



US00D553666S

(12) **United States Design Patent**  
**Yatabe et al.**

(10) **Patent No.:** **US D553,666 S**  
(45) **Date of Patent:** **\*\* Oct. 23, 2007**

(54) **ELECTRONIC KEYBOARD MUSICAL INSTRUMENT**

D518,085 S \* 3/2006 Yatabe ..... D17/1  
D518,503 S \* 4/2006 Nagayama ..... D17/1  
D526,676 S \* 8/2006 Utsunomiya et al. .... D17/1  
D532,815 S \* 11/2006 Utsunomiya et al. .... D17/1

(75) Inventors: **Takashi Yatabe**, Higashimurayama (JP); **Yukihiko Ida**, Higashikurume (JP); **Shuji Shibuki**, Mitaka (JP)

\* cited by examiner

(73) Assignee: **Casio Keisanki Kabushiki Kaisha**, Tokyo (JP)

*Primary Examiner*—Ian Simmons

*Assistant Examiner*—R. Johnson

(74) *Attorney, Agent, or Firm*—Frishauf, Holtz, Goodman & Chick, P.C.

(\*\*) Term: **14 Years**

(21) Appl. No.: **29/245,569**

(57) **CLAIM**

(22) Filed: **Dec. 22, 2005**

The ornamental design for an electronic keyboard musical instrument, as shown.

(51) **LOC (8) Cl.** ..... **17-01**

(52) **U.S. Cl.** ..... **D17/7; D17/1**

(58) **Field of Classification Search** ..... D17/1,  
D17/2, 7, 9; 84/13, 17, 172, 174, 176, 423 R,  
84/719, 720, 743-745

See application file for complete search history.

**DESCRIPTION**

FIG. 1 is a front, left side, bottom perspective view of an electronic keyboard musical instrument showing our new design;

FIG. 2 is a front elevational view thereof;

FIG. 3 is a rear elevational view thereof;

FIG. 4 is a left side view thereof;

FIG. 5 is a right side view thereof;

FIG. 6 is a top plan view thereof; and,

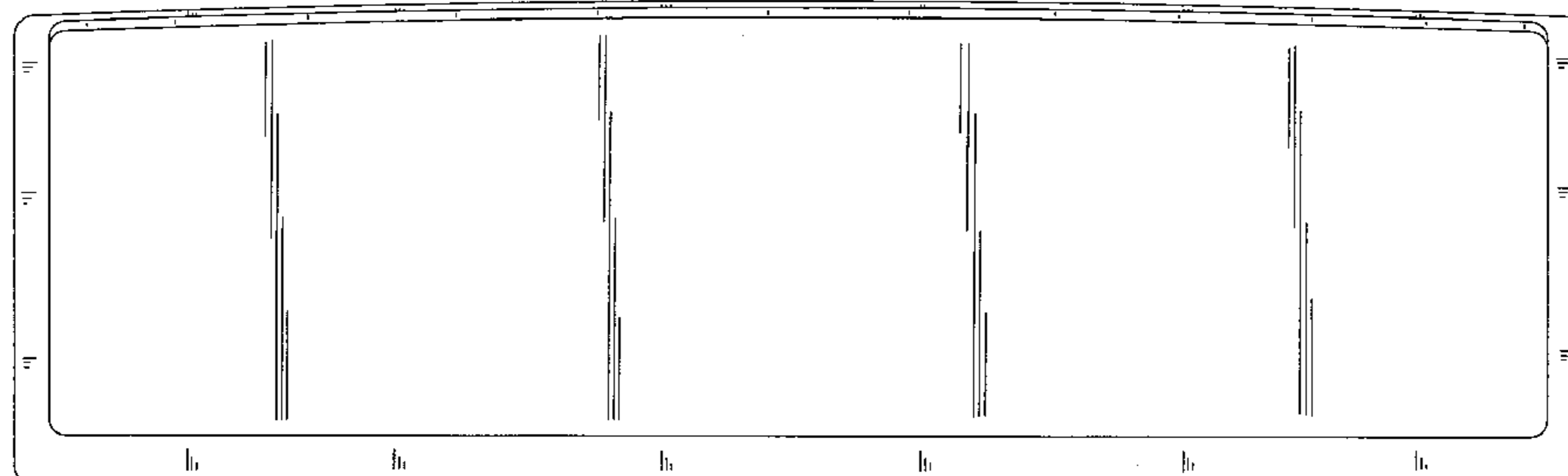
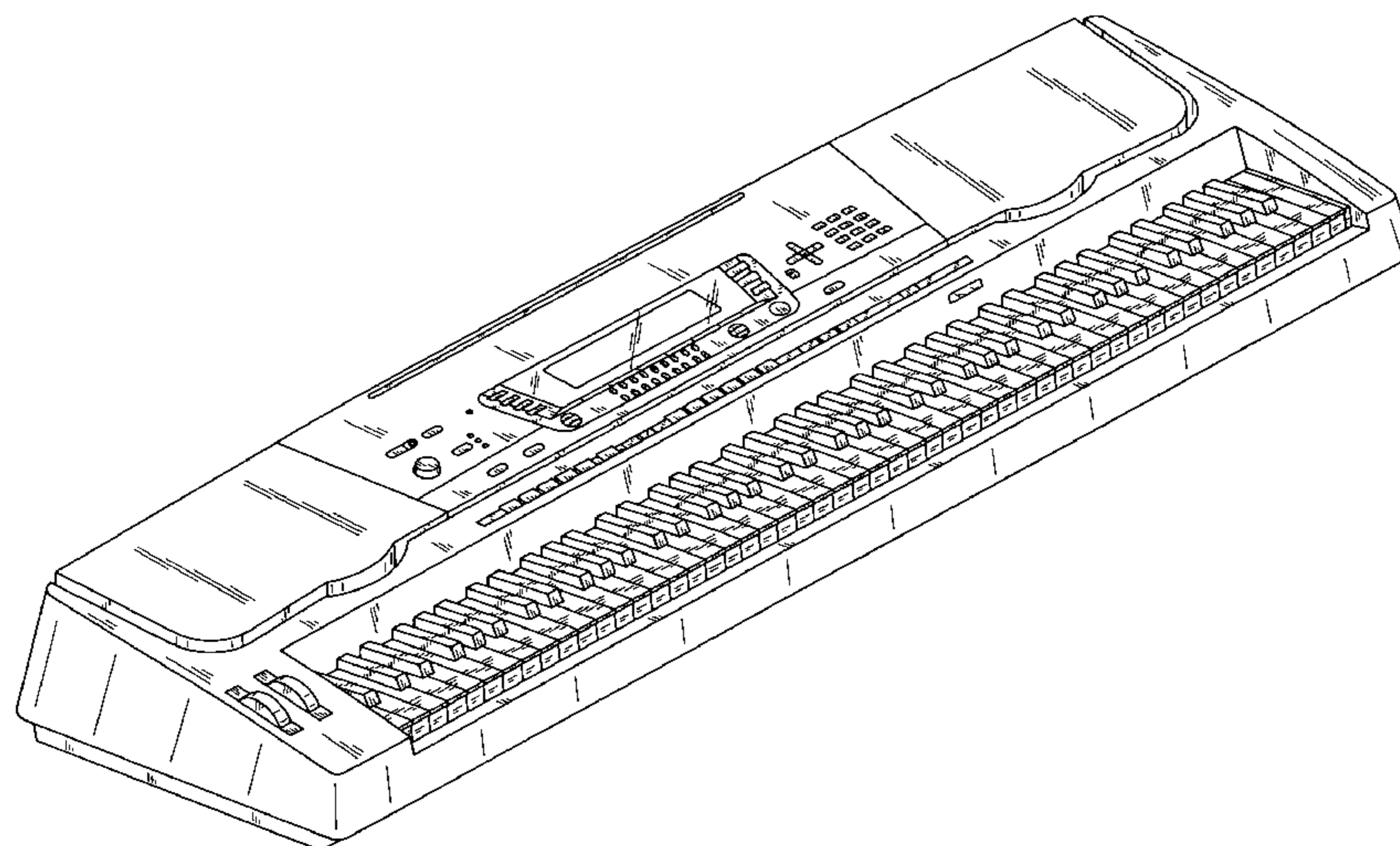
FIG. 7 is a bottom plan view thereof.

(56) **References Cited**

**U.S. PATENT DOCUMENTS**

D305,772 S \* 1/1990 Kitsuyu ..... D17/1  
D506,494 S \* 6/2005 Nishizawa ..... D17/1  
D508,070 S \* 8/2005 Tanaka ..... D17/1  
D508,256 S \* 8/2005 Ida et al. .... D17/1  
D509,237 S \* 9/2005 Sakaguchi ..... D17/1  
D510,381 S \* 10/2005 Okamura et al. .... D17/1

**1 Claim, 6 Drawing Sheets**



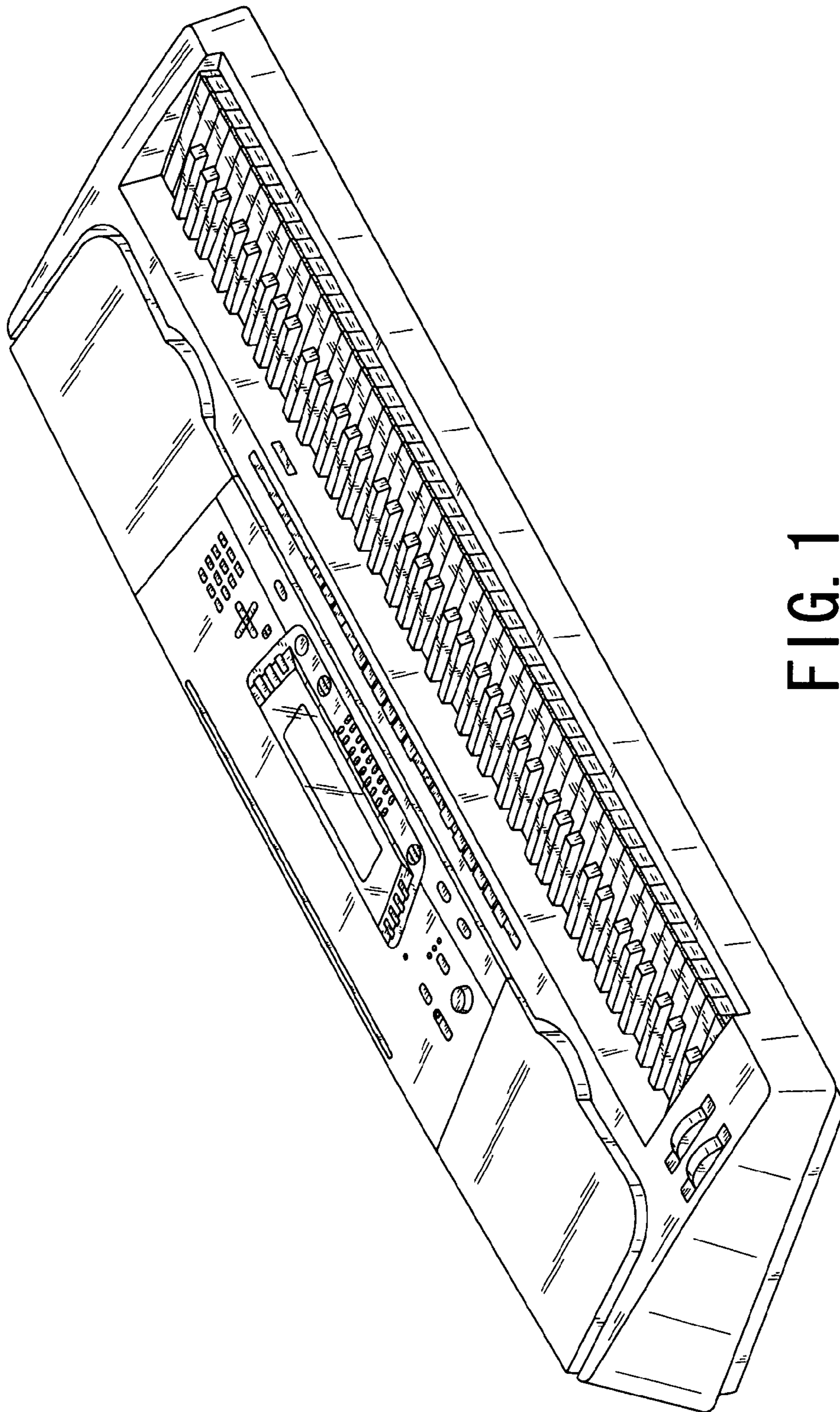


FIG. 1

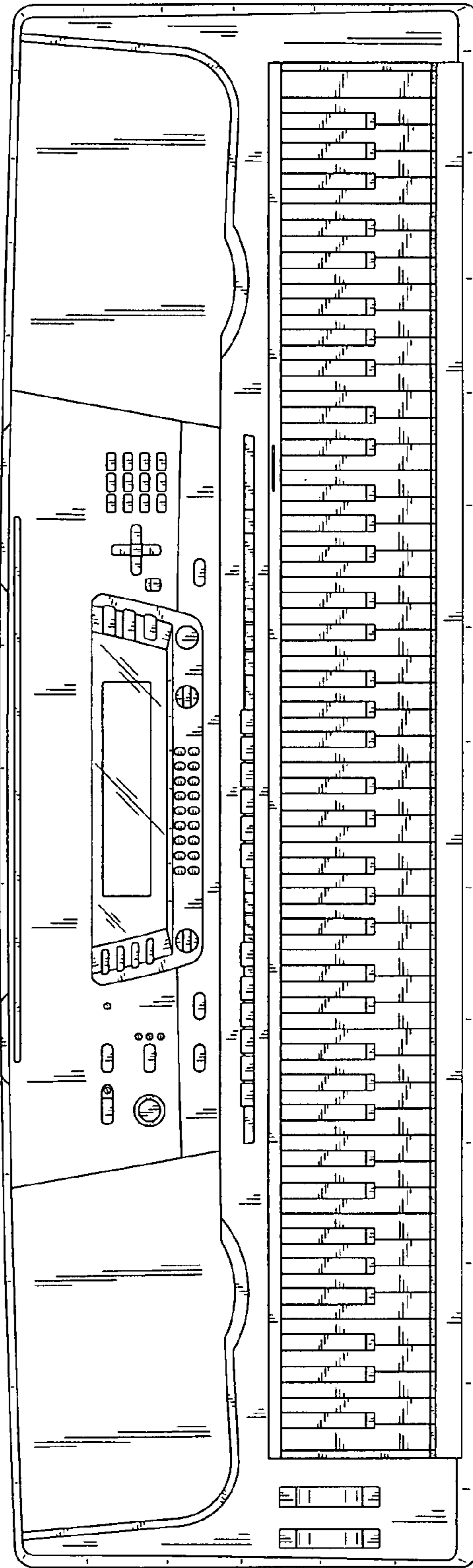


FIG. 2




FIG. 3

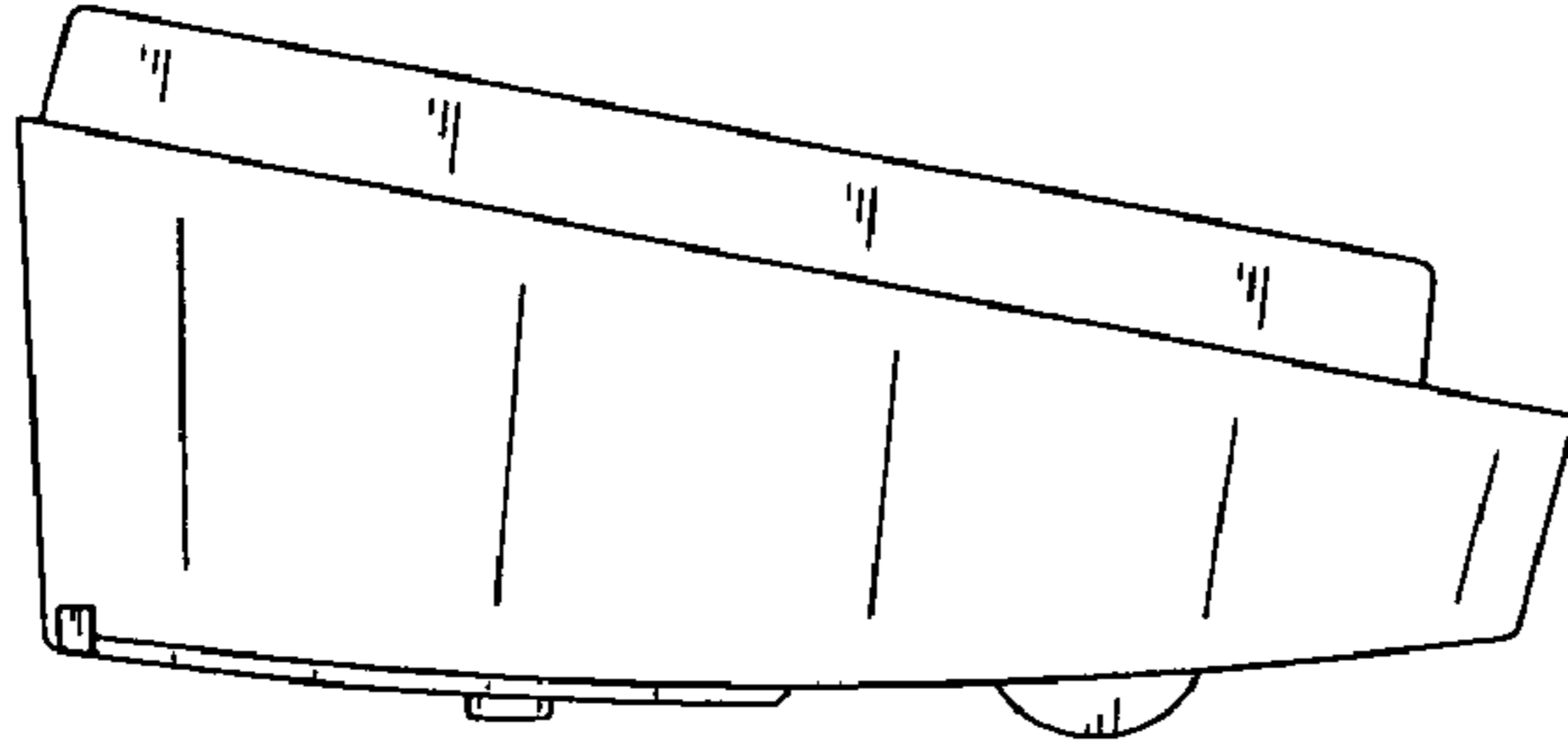


FIG. 5

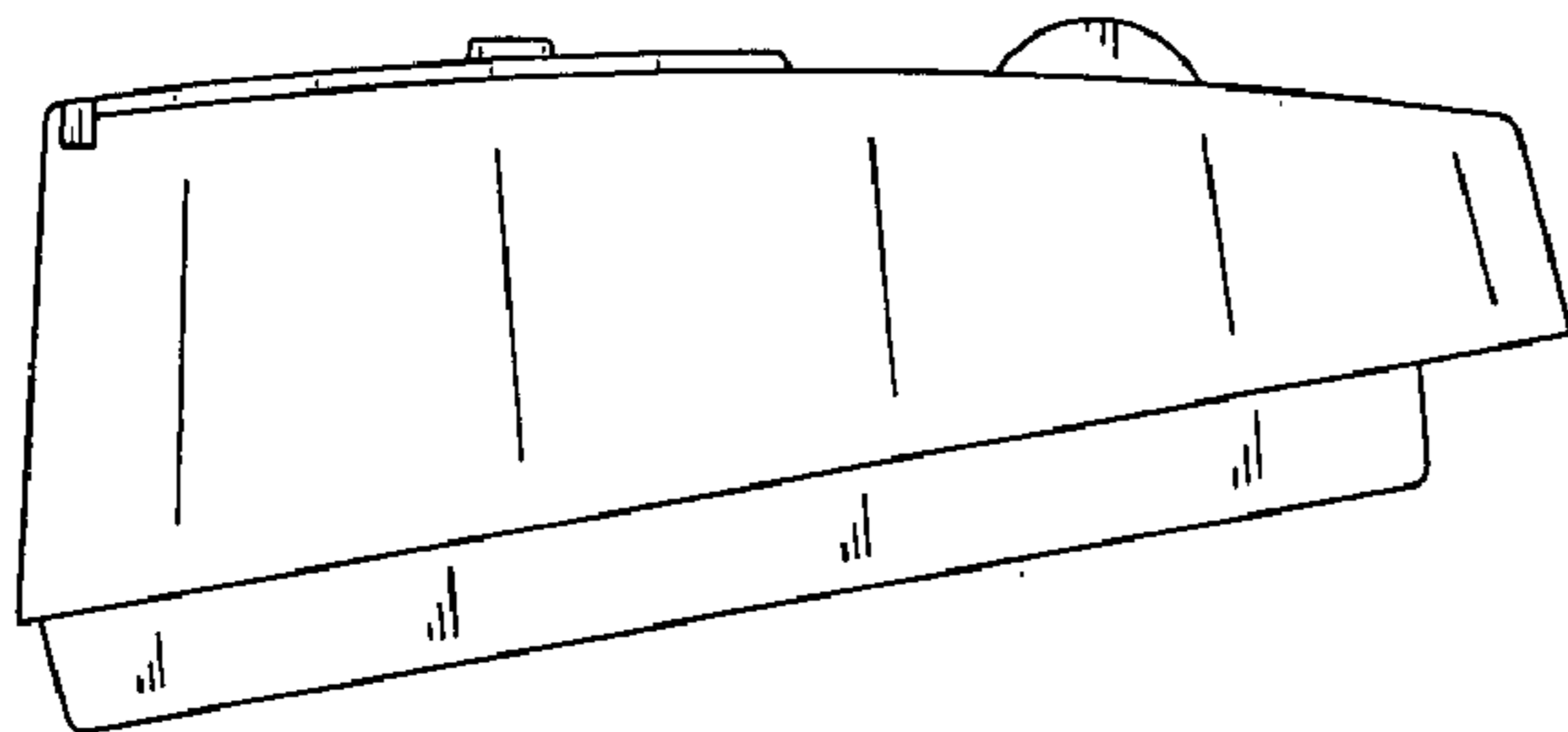


FIG. 4

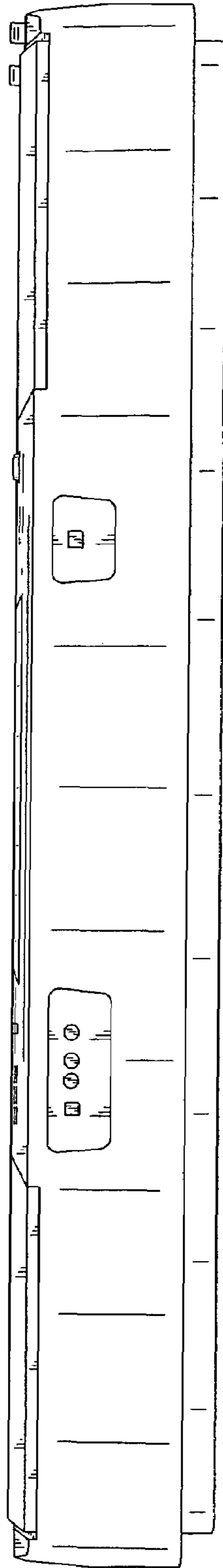


FIG. 6

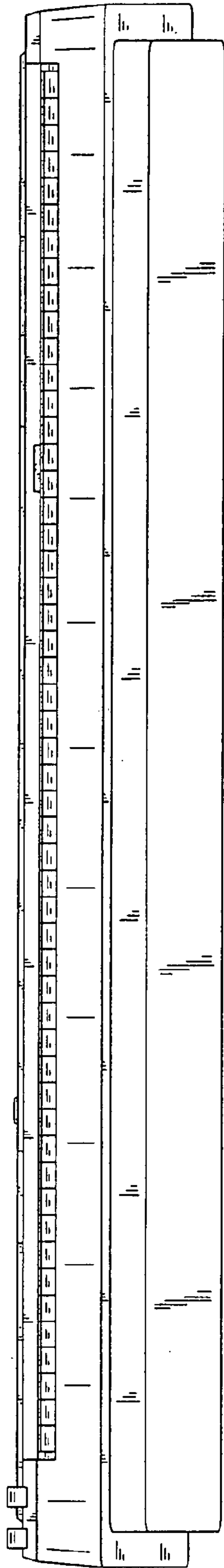


FIG. 7