



US00D553664S

(12) **United States Design Patent**
Teng

(10) **Patent No.:** **US D553,664 S**

(45) **Date of Patent:** **** Oct. 23, 2007**

(54) **EYEGLASSES**

(75) Inventor: **Wei-Che Teng**, Tainan (TW)

(73) Assignee: **Irene Corporation**, Wan Lee Tainan (TW)

(**) Term: **14 Years**

(21) Appl. No.: **29/230,846**

(22) Filed: **May 26, 2005**

(51) **LOC (8) Cl.** **16-06**

(52) **U.S. Cl.** **D16/326**

(58) **Field of Classification Search** D16/300-330,
D16/101, 332-338; D29/109-110; D24/110.2;
351/41, 44, 51-52, 62, 158, 92, 103-111,
351/156, 61, 114-119, 121-123; 2/426-432,
2/447-449, 441, 434-437

See application file for complete search history.

(56) **References Cited**

U.S. PATENT DOCUMENTS

D424,597 S	*	5/2000	Conway	D16/326
D446,803 S	*	8/2001	Jannard et al.	D16/326
D450,078 S	*	11/2001	Lee	D16/337
D483,393 S	*	12/2003	Chen	D16/335
D513,760 S	*	1/2006	Teng	D16/326

D516,111 S	*	2/2006	Teng	D16/326
D518,502 S	*	4/2006	Teng	D16/335
D525,279 S	*	7/2006	Yang	D16/326
D537,467 S	*	2/2007	Teng	D16/326
D540,846 S	*	4/2007	Sheldon	D16/326
D541,839 S	*	5/2007	Sheldon	D16/327

* cited by examiner

Primary Examiner—Raphael Barkai

(74) *Attorney, Agent, or Firm*—Alan Kamrath; Kamrath & Associates PA

(57) **CLAIM**

The ornamental design for eyeglasses, as shown and described.

DESCRIPTION

FIG. 1 is a perspective view of eyeglasses showing my new design;

FIG. 2 is a front side elevational view thereof;

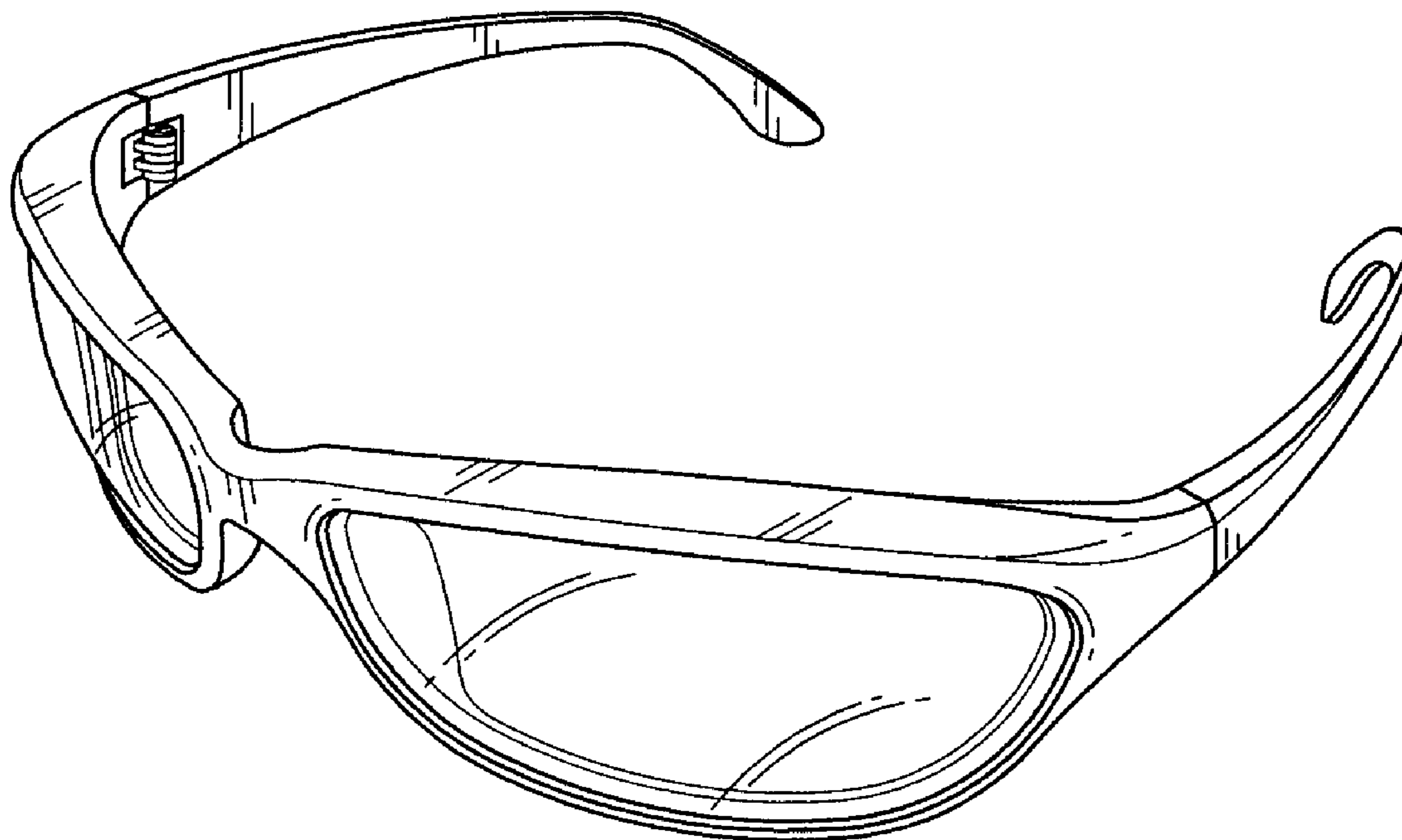
FIG. 3 is a rear side elevational view thereof;

FIG. 4 is a side elevational view thereof, the opposite side view being a mirror image thereof;

FIG. 5 is a top plan view thereof; and,

FIG. 6 is a bottom plan view thereof.

1 Claim, 4 Drawing Sheets



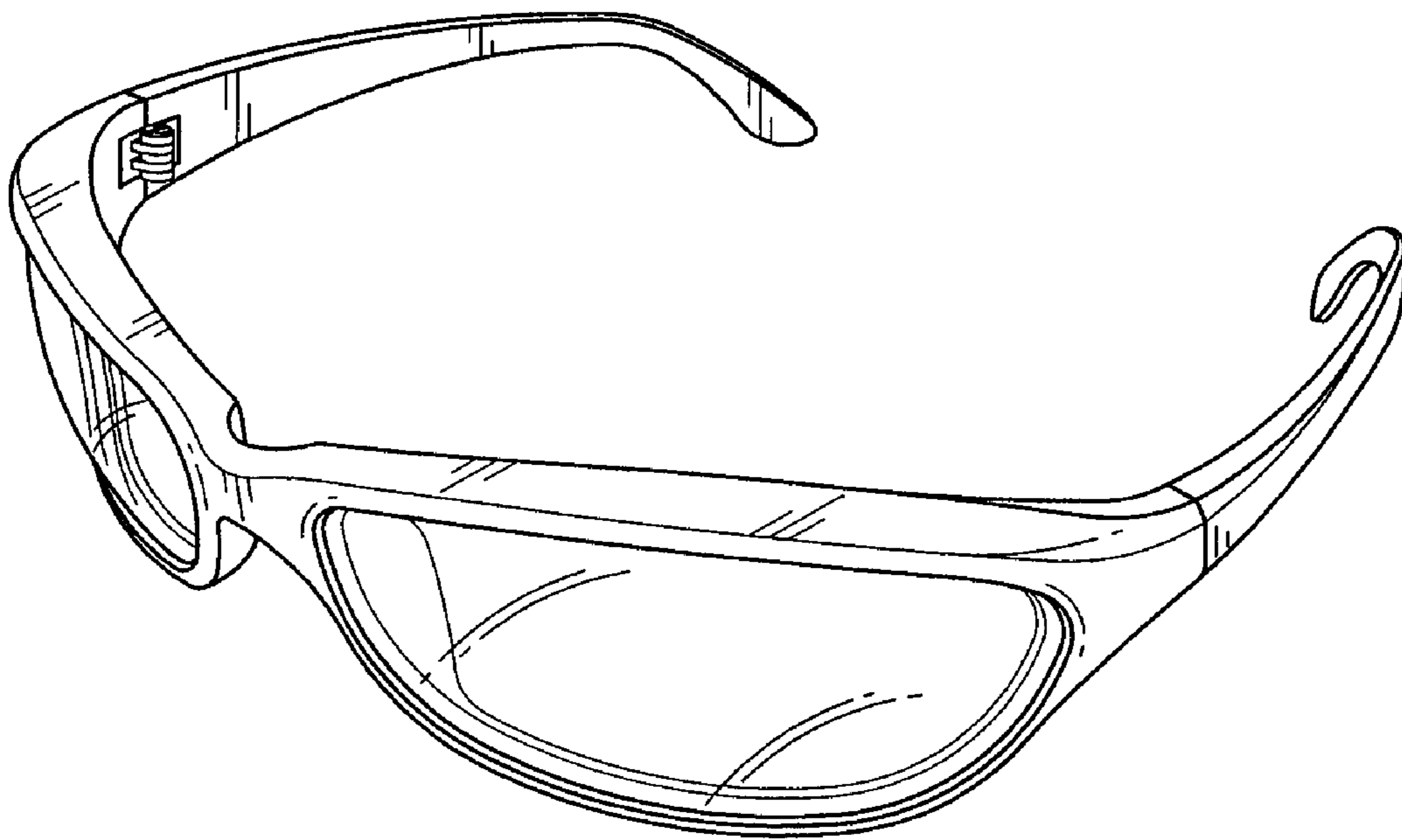


FIG. 1




FIG. 2

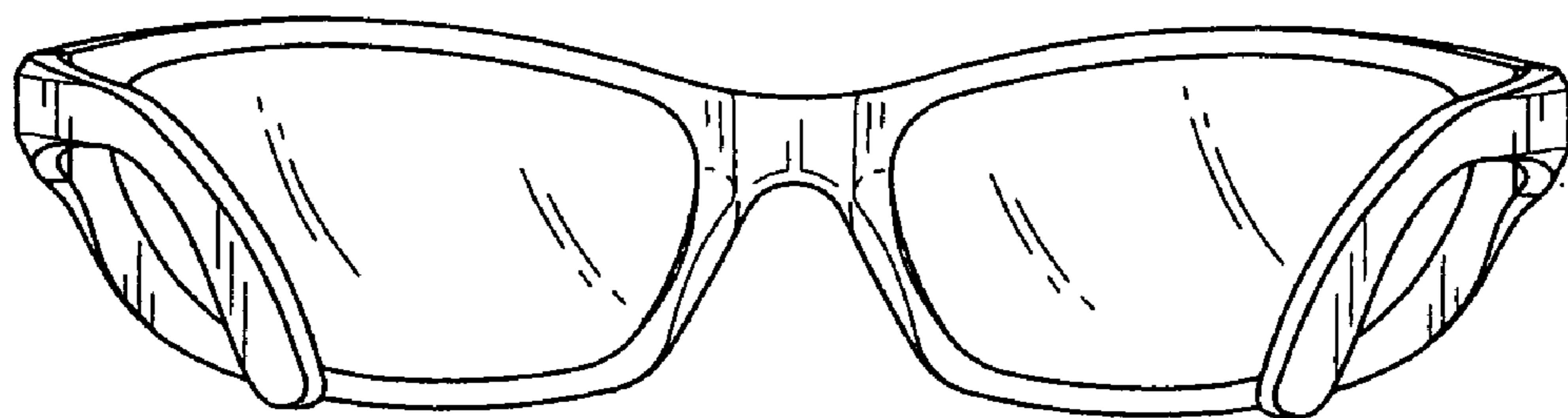


FIG. 3

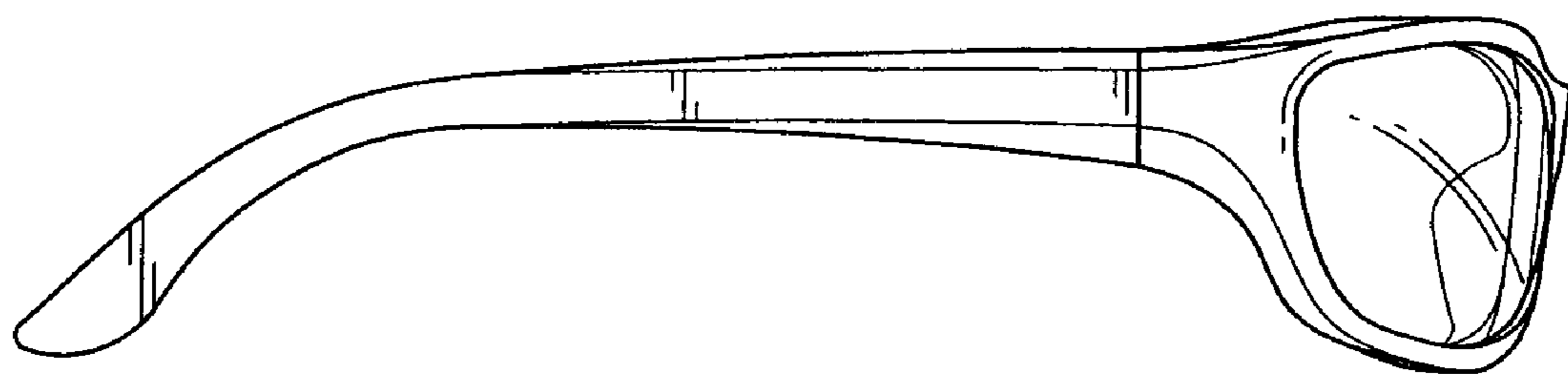


FIG. 4

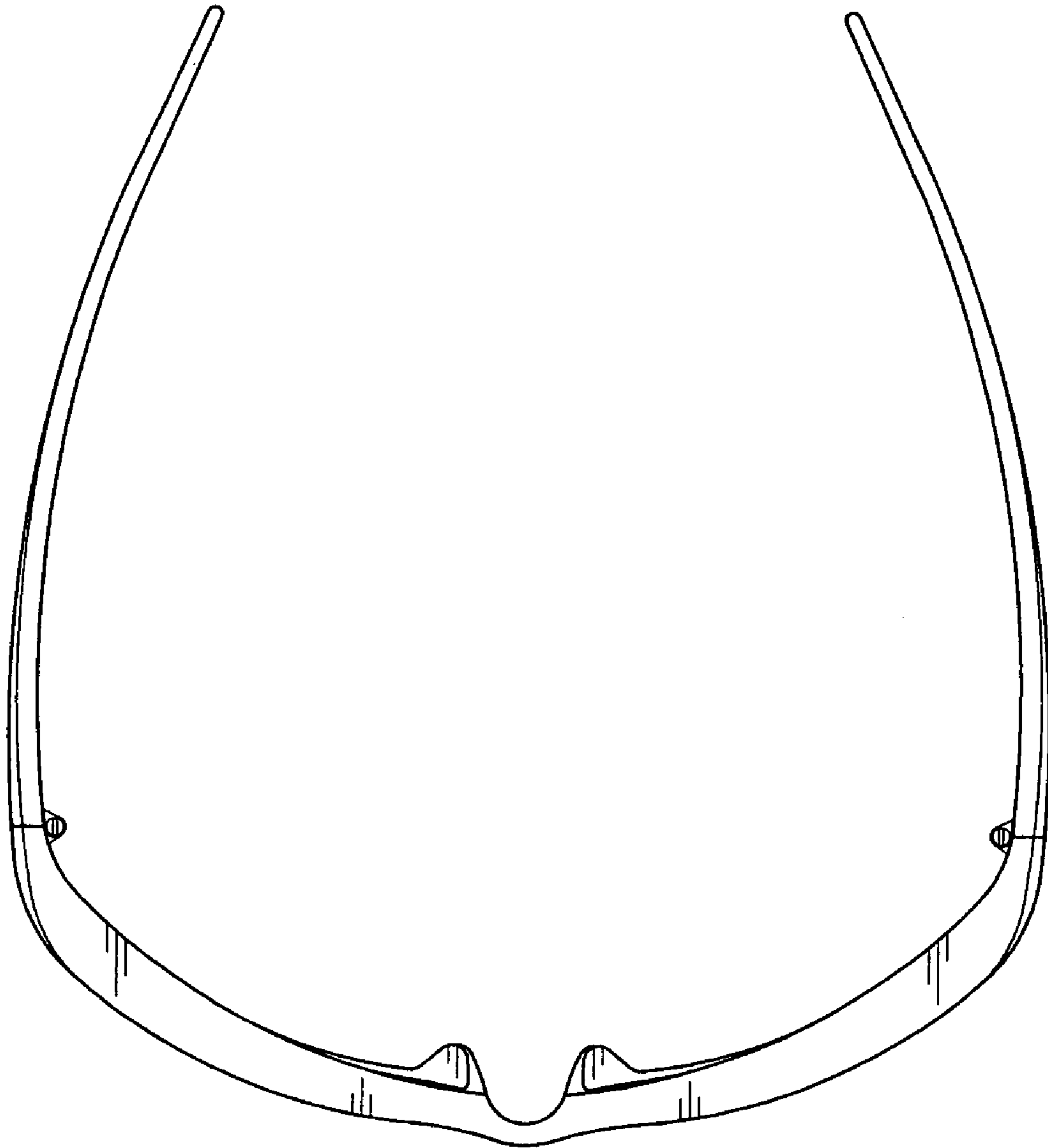


FIG. 5




FIG. 6