



US00D553604S

(12) **United States Design Patent**
Choi et al.

(10) **Patent No.:** **US D553,604 S**

(45) **Date of Patent:** **** Oct. 23, 2007**

(54) **PORTABLE PHONE**

(75) Inventors: **Jung-Hyun Choi**, Seoul (KR);
Hyoung-Shin Park, Seoul (KR);
Sang-Min Hyun, Seoul (KR)

(73) Assignee: **Samsung Electronics Co., Ltd.**,
Suwon-Si (KR)

(**) Term: **14 Years**

(21) Appl. No.: **29/266,246**

(22) Filed: **Sep. 18, 2006**

(30) **Foreign Application Priority Data**

Mar. 17, 2006 (KR) 30-2006-0009971

(51) **LOC (8) Cl.** **14-03**

(52) **U.S. Cl.** **D14/138**

(58) **Field of Classification Search** D14/137-138,
D14/147-148, 156, 218, 247-248, 341-347,
D14/496; D16/208; D21/329, 331, 333,
D21/517; 348/14.01-14.02; 361/814; 379/
433.01-433.13; 455/556.1-556.2, 575.1,
455/575.3, 575.4, 566, 90.3

See application file for complete search history.

(56) **References Cited**

U.S. PATENT DOCUMENTS

D488,789 S * 4/2004 Lee D14/138
D513,011 S * 12/2005 Johnson D14/496
D515,528 S * 2/2006 Miyazawa et al. D14/138
D515,536 S * 2/2006 Lee et al. D14/138
D525,229 S * 7/2006 Friesen et al. D14/138
D533,565 S * 12/2006 Kim D14/496
D538,252 S * 3/2007 Joung D14/138
D539,257 S * 3/2007 Obata et al. D14/138

D540,773 S * 4/2007 Meng et al. D14/138
D542,260 S * 5/2007 Lee D14/138
2004/0162118 A1 * 8/2004 Park et al. 455/575.1
2005/0221874 A1 * 10/2005 Cho et al. 455/575.4
2006/0205438 A1 * 9/2006 Jung 455/566

OTHER PUBLICATIONS

“Samsung P300”, 2 pp including photos, [online], <URL:http://www.gsmarena.com/samsung_p300-1351.php>, announced 4Q 2005, retrieved May 9, 2007.*

“BenQ P30”, 2 pp including photos, [online], <URL:http://www.gsmarena.com/benq_p30-757.php>, announced 1Q 2004, retrieved May 9, 2007.*

* cited by examiner

Primary Examiner—Ian Simmons

Assistant Examiner—Carla Jobe Wright

(74) *Attorney, Agent, or Firm*—Staas & Halsey LLP

(57) **CLAIM**

The ornamental design for a portable phone, as shown and described.

DESCRIPTION

FIG. 1 is a perspective view of a portable phone showing our new design;

FIG. 2 is a front view of the portable phone of FIG. 1;

FIG. 3 is a rear view of the portable phone of FIG. 1;

FIG. 4 is a left-side view of the portable phone of FIG. 1;

FIG. 5 is a right-side view of the portable phone of FIG. 1;

FIG. 6 is a top plan view of the portable phone of FIG. 1; and,

FIG. 7 is a bottom plan view of the portable phone of FIG. 1.

1 Claim, 4 Drawing Sheets

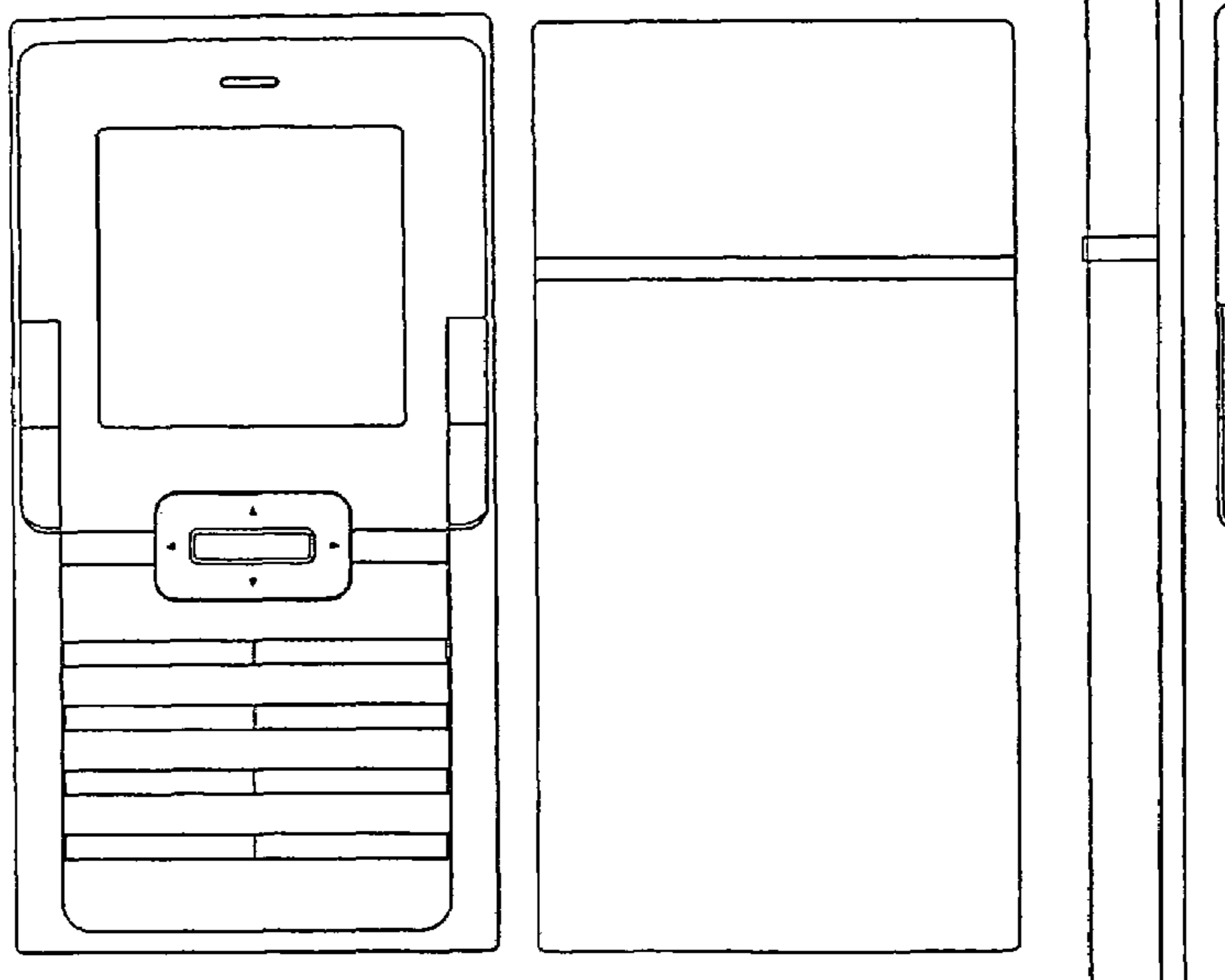


FIG. 1

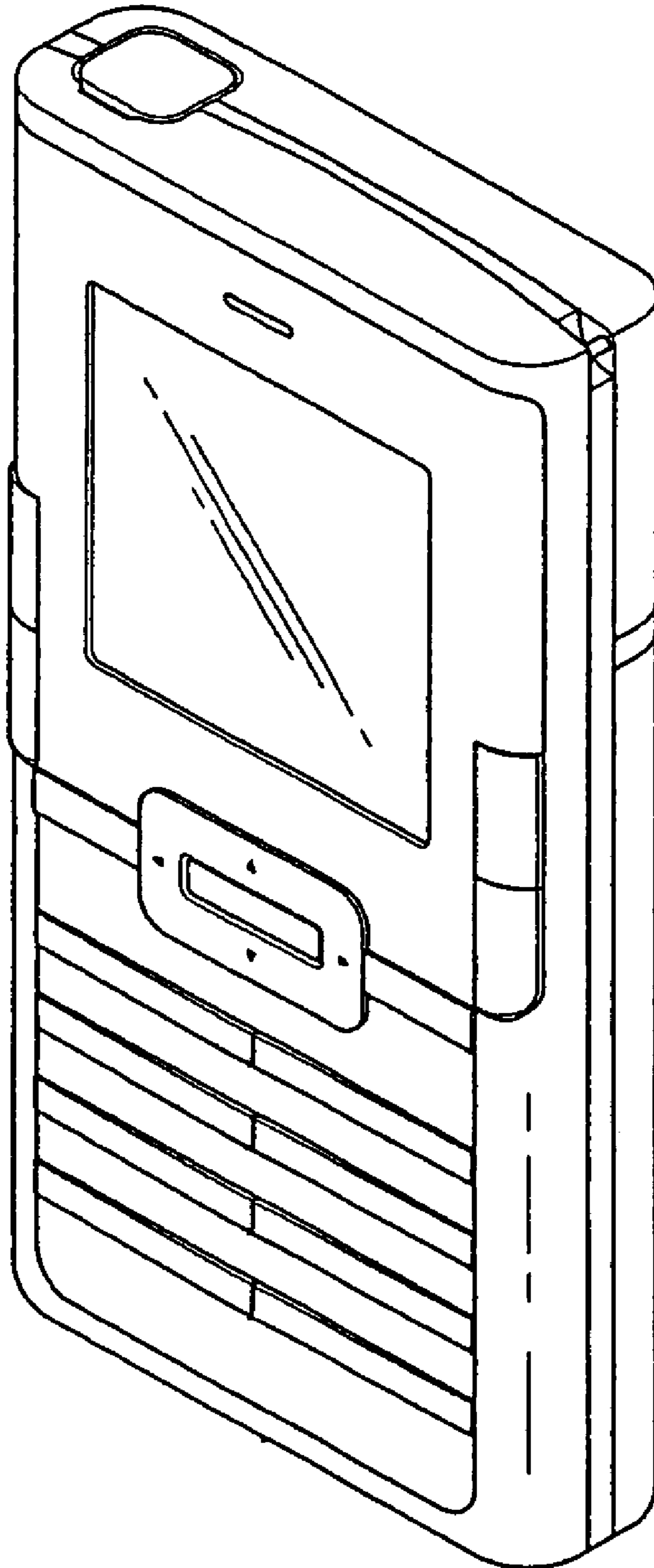


FIG. 2

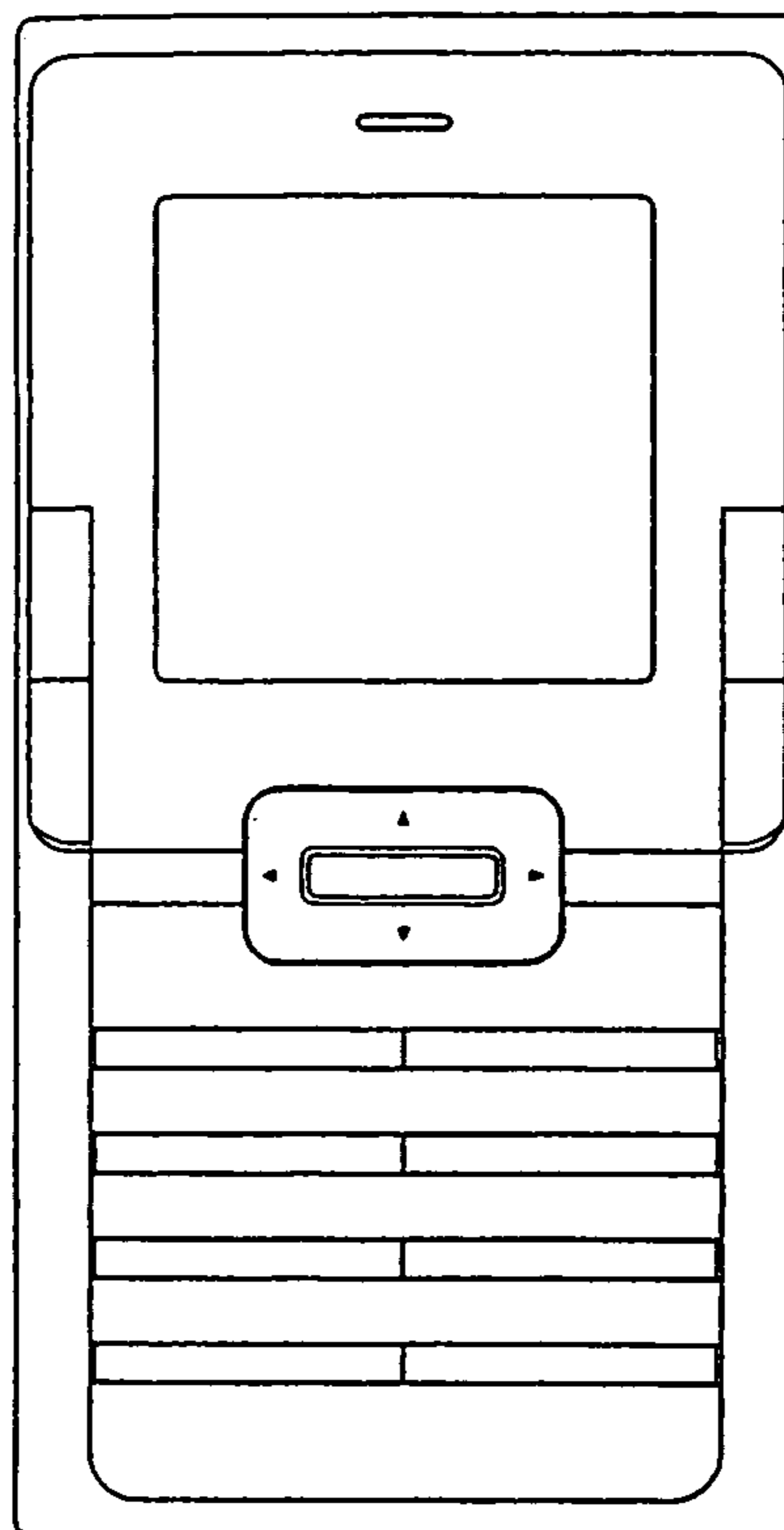


FIG. 3




FIG. 4

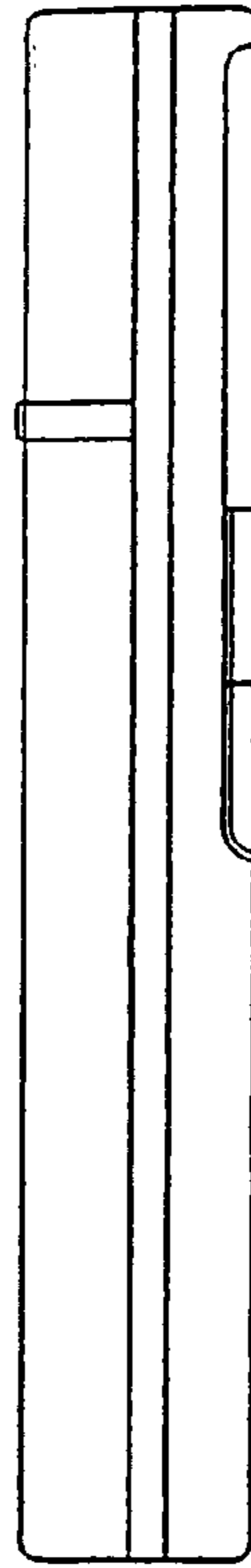


FIG. 5

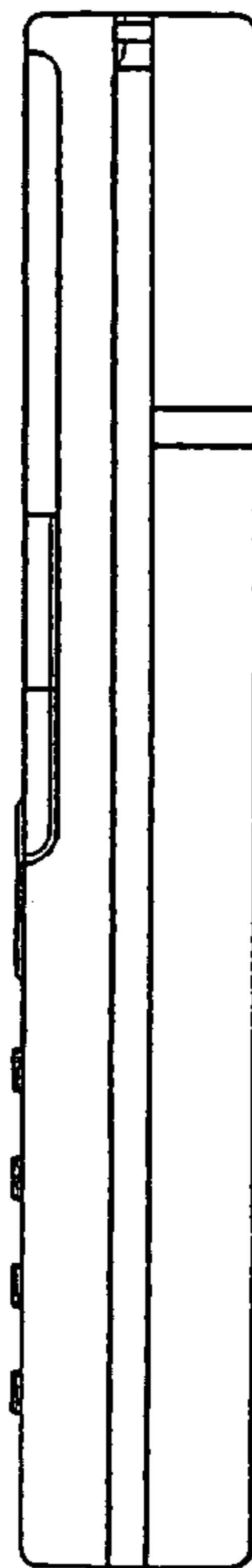


FIG. 6




FIG. 7

