



US00D553602S

(12) **United States Design Patent** (10) **Patent No.:** **US D553,602 S**  
**Yang et al.** (45) **Date of Patent:** **\*\* Oct. 23, 2007**

(54) **MOBILE PHONE**

2003/0044000 A1\* 3/2003 Kfoury et al. .... 379/433.04  
2005/0148363 A1\* 7/2005 Kiessling et al. .... 455/556.1

(75) Inventors: **So Young Yang**, Seoul (KR); **Tae Joong Kim**, Goyang-si (KR); **Min Hyouk Lee**, Seoul (KR); **Chang Hwan Hwang**, Goyang-si (KR)

FOREIGN PATENT DOCUMENTS

WO DM/066609 \* 4/2005  
WO DM/067687 \* 3/2006

(73) Assignee: **Samsung Electronics Co., Ltd.**, Suwon (KR)

OTHER PUBLICATIONS

Samsung C130, announced May 2006, [online], [retrieved on Jan. 23, 2007]. Retrieved from Internet ,<URL: http://www.gsmarena.com>.\*

Sagem myW-7, announced Feb. 2006, [online], [retrieved on Jan. 23, 2007]. Retrieved from Internet ,<URL: http://www.gsmarena.com>.\*

Siemens S75, announced 2nd quarter 2005, [online], [retrieved on Jan. 23, 2007]. Retrieved from Internet ,<URL: http://www.gsmarena.com>.\*

Sony Ericsson K610, announced Feb. 2006, [online], [retrieved on Jan. 23, 2007]. Retrieved from Internet ,<URL: http://www.gsmarena.com>.\*

\* cited by examiner

*Primary Examiner*—Jeffrey Asch

*Assistant Examiner*—Bridget L. Eland

(74) *Attorney, Agent, or Firm*—Ladas and Parry LLP

(\*\*) **Term:** **14 Years**

(21) **Appl. No.:** **29/259,961**

(22) **Filed:** **May 18, 2006**

(51) **LOC (8) Cl.** ..... **14-03**

(52) **U.S. Cl.** ..... **D14/138**

(58) **Field of Classification Search** ..... D14/137,  
D14/138, 147, 218, 341–347; 455/90.3,  
455/556.1, 556.2, 575.1, 575.3, 575.4; 379/433.01–433.13;  
361/814; 348/14.02

See application file for complete search history.

(56) **References Cited**

U.S. PATENT DOCUMENTS

D420,351 S \* 2/2000 Waldner ..... D14/138  
6,064,864 A \* 5/2000 Lakhani et al. .... 455/575.7  
D446,200 S \* 8/2001 Ko ..... D14/138  
D476,634 S \* 7/2003 Lehtonen ..... D14/138  
D485,819 S \* 1/2004 Ahlgren ..... D14/138  
D489,046 S \* 4/2004 Chan ..... D14/138  
D500,992 S \* 1/2005 Shen et al. .... D14/138  
D502,933 S \* 3/2005 Munstermann ..... D14/138  
D514,542 S \* 2/2006 Bertrand et al. .... D14/138  
D515,536 S \* 2/2006 Lee et al. .... D14/138  
D515,541 S \* 2/2006 Jensfelt ..... D14/138  
D515,544 S \* 2/2006 Kim et al. .... D14/138  
D517,518 S \* 3/2006 Nakajima et al. .... D14/138  
D524,277 S \* 7/2006 Surtouc ..... D14/138  
D524,779 S \* 7/2006 Lyles ..... D14/138  
D525,228 S \* 7/2006 Kim et al. .... D14/138  
D529,891 S \* 10/2006 Hyun et al. .... D14/138  
D531,976 S \* 11/2006 Kim et al. .... D14/138  
D532,767 S \* 11/2006 Yoshino et al. .... D14/138

(57) **CLAIM**

We claim the ornamental design for mobile phone, as shown and described.

**DESCRIPTION**

FIG. 1 is a front/left-side/top perspective view of a mobile phone showing our new design;

FIG. 2 is a front elevational view thereof;

FIG. 3 is a rear elevational view thereof;

FIG. 4 is a left-side elevational view thereof;

FIG. 5 is a right-side elevational view thereof;

FIG. 6 is a top plan view thereof; and,

FIG. 7 is a bottom plan view thereof.

**1 Claim, 6 Drawing Sheets**

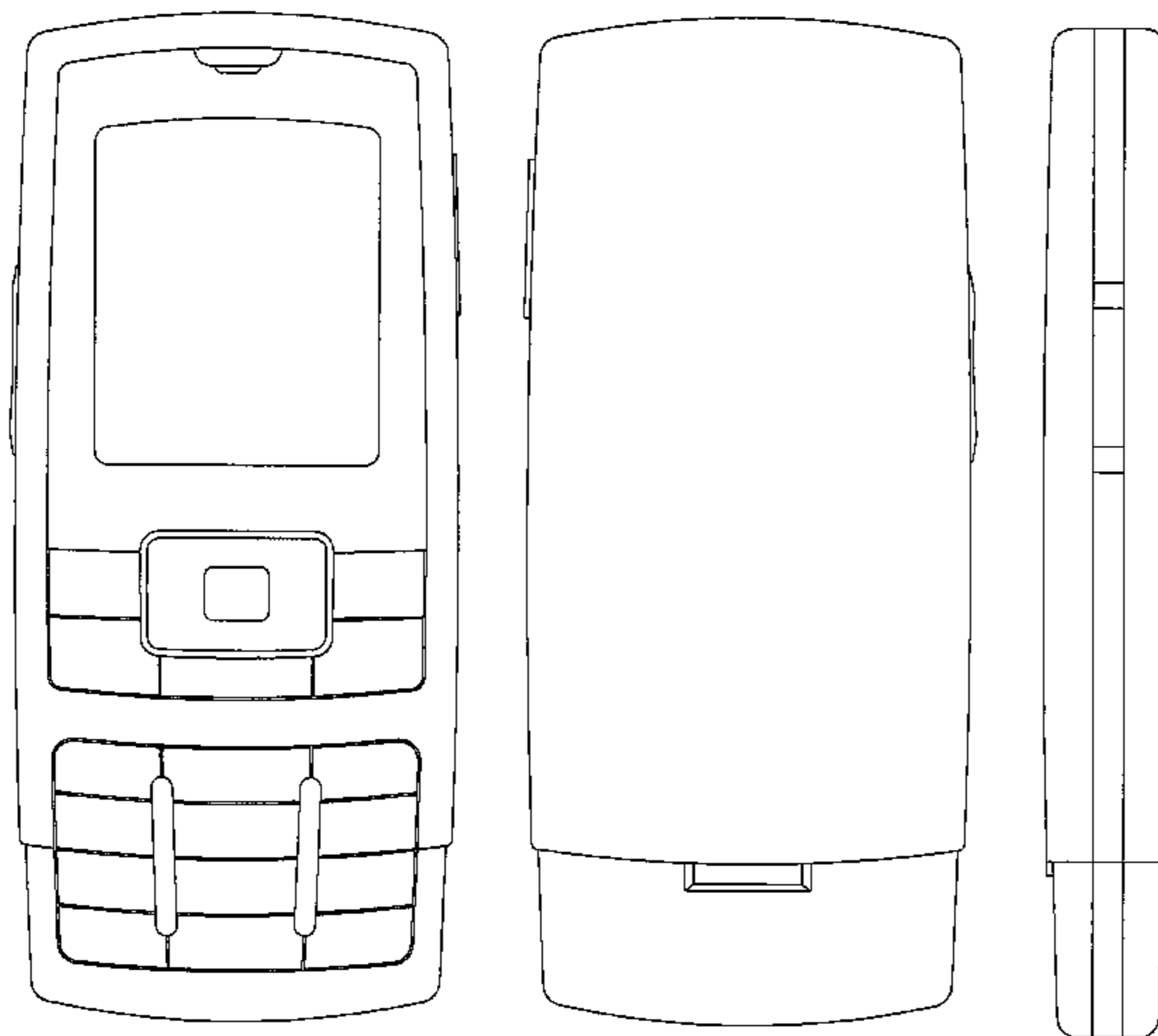


FIG. 1

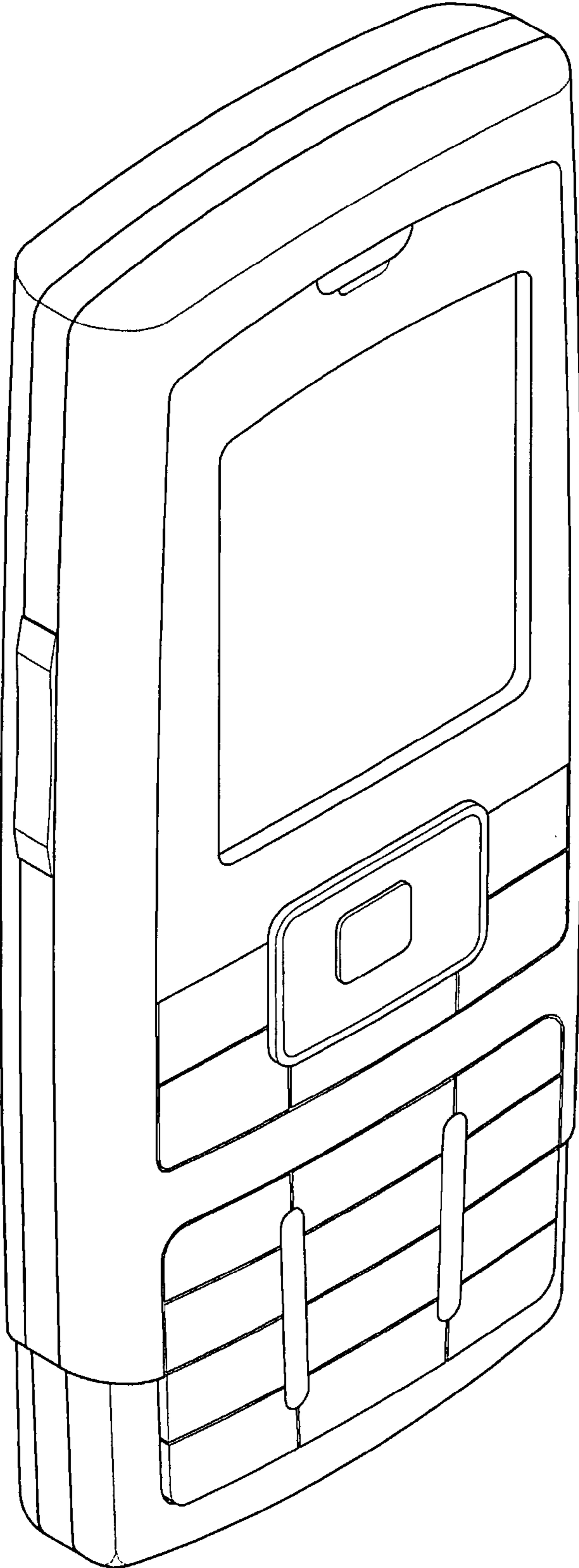


FIG. 2




FIG. 3




FIG. 4

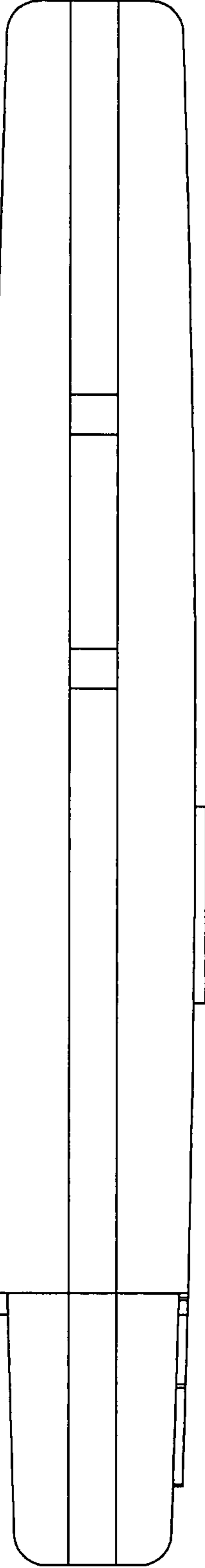
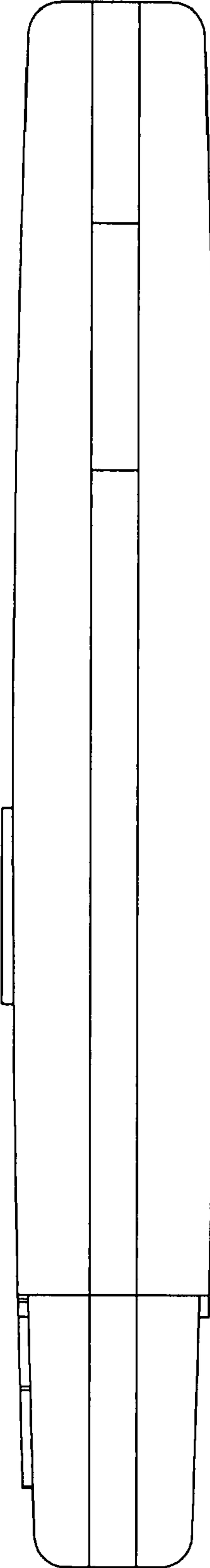



FIG. 5



**FIG. 6**



**FIG. 7**

